

Precinct Results Report  
Joint General and Special Elections  
May 3, 2025

FINAL RESULTS  
All Races  
Collin County

## PCT 001

### Statistics

	TOTAL
Registered Voters - Total	2,645
Ballots Cast - Total	717
Voter Turnout - Total	27.11%

#### Trustee, Place 4 - Collin Co. Comm. College Dist.

Vote For 1

	TOTAL	VOTE %	
Tamara Thomas	204	41.98%	<div><div></div></div>
Staci L. Weaver	282	58.02%	<div><div></div></div>
Total Votes Cast	486	100.00%	<div><div></div></div>
Overvotes	0		
Undervotes	231		
Contest Totals	717		

#### Trustee, Place 5 - Collin Co. Comm. College Dist.

Vote For 1

	TOTAL	VOTE %	
Raj Menon	344	100.00%	<div><div></div></div>
Total Votes Cast	344	100.00%	<div><div></div></div>
Overvotes	0		
Undervotes	373		
Contest Totals	717		

#### Trustee, Place 6 - Collin Co. Comm. College Dist.

Vote For 1

	TOTAL	VOTE %	
Justin Adcock	362	100.00%	<div><div></div></div>
Total Votes Cast	362	100.00%	<div><div></div></div>
Overvotes	0		
Undervotes	355		
Contest Totals	717		

#### Mayor – City of McKinney

Vote For 1

	TOTAL	VOTE %	
Matt “Doc” Rostami	16	2.24%	<div><div></div></div>
Taylor Willingham	27	3.79%	<div><div></div></div>
Bill Cox	374	52.45%	<div><div></div></div>
Scott Sanford	296	41.51%	<div><div></div></div>
Total Votes Cast	713	100.00%	<div><div></div></div>
Overvotes	0		
Undervotes	4		
Contest Totals	717		

Collin County Seal  
Watermark Seal for Collin County,  
Collin County Government

PCT 001

Council Member, At-Large No. 1 – City of McKinney

	TOTAL	VOTE %	
Brian J. Magnuson	140	22.05%	<div><div></div></div>
Derrick Tarver	114	17.95%	<div><div></div></div>
Ernest Lynch	218	34.33%	<div><div></div></div>
Taha Ansari	74	11.65%	<div><div></div></div>
Jim Garrison	89	14.02%	<div><div></div></div>
Total Votes Cast	635	100.00%	<div><div></div></div>
Overvotes	0		
Undervotes	82		
Contest Totals	717		

Council Member, District No. 3, McKinney – City of McKinney

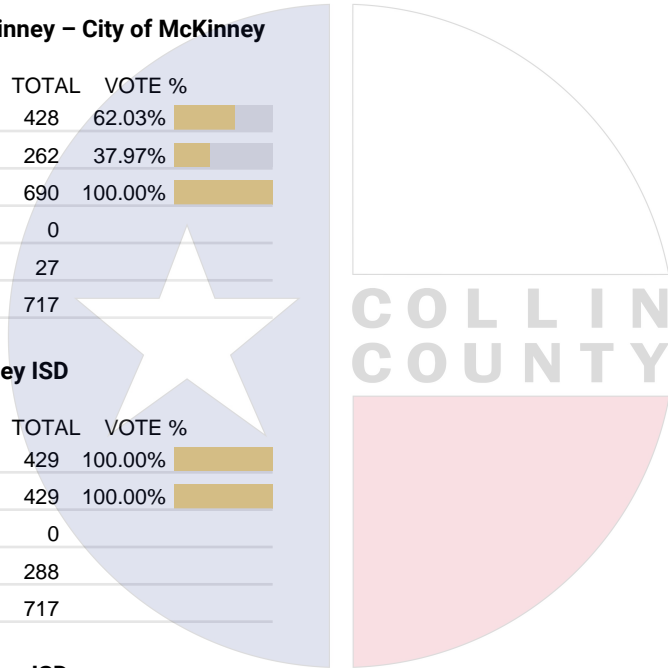
	TOTAL	VOTE %	
Gere Feltus	428	62.03%	<div><div></div></div>
Tammy Warren	262	37.97%	<div><div></div></div>
Total Votes Cast	690	100.00%	<div><div></div></div>
Overvotes	0		
Undervotes	27		
Contest Totals	717		

Board of Trustees, Place 1 – McKinney ISD

	TOTAL	VOTE %	
Larry Jagours	429	100.00%	<div><div></div></div>
Total Votes Cast	429	100.00%	<div><div></div></div>
Overvotes	0		
Undervotes	288		
Contest Totals	717		

Board of Trustees, Place 7 – McKinney ISD

	TOTAL	VOTE %	
Harvey Oaxaca	475	100.00%	<div><div></div></div>
Total Votes Cast	475	100.00%	<div><div></div></div>
Overvotes	0		
Undervotes	242		
Contest Totals	717		



Collin County Seal  
Watermark Seal for Collin County,  
Collin County Government

PCT 002

Statistics	TOTAL
Registered Voters - Total	4,804
Ballots Cast - Total	609
Voter Turnout - Total	12.68%

Trustee, Place 4 - Collin Co. Comm. College Dist.  
Vote For 1

	TOTAL	VOTE %	
Tamara Thomas	204	42.95%	<div><div></div></div>
Staci L. Weaver	271	57.05%	<div><div></div></div>
Total Votes Cast	475	100.00%	<div><div></div></div>
Overvotes	0		
Undervotes	134		
Contest Totals	609		

Trustee, Place 5 - Collin Co. Comm. College Dist.  
Vote For 1

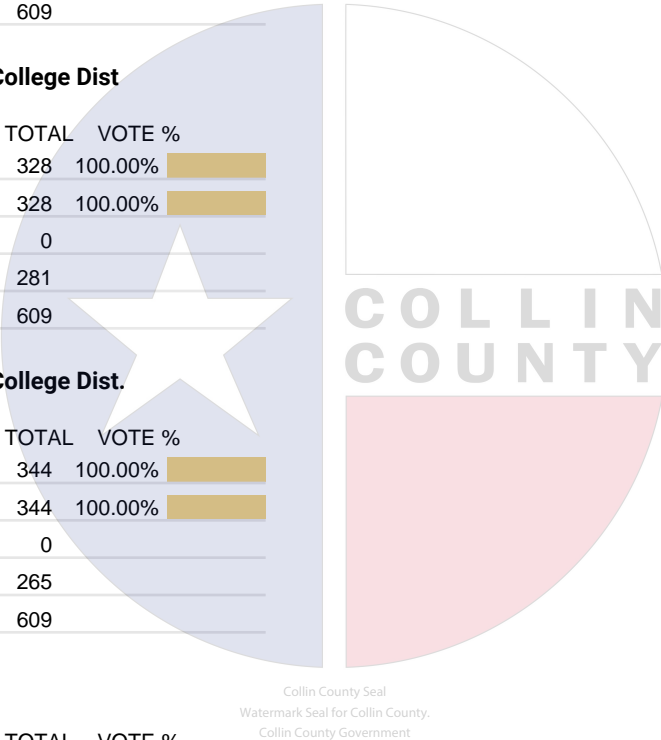
	TOTAL	VOTE %	
Raj Menon	328	100.00%	<div><div></div></div>
Total Votes Cast	328	100.00%	<div><div></div></div>
Overvotes	0		
Undervotes	281		
Contest Totals	609		

Trustee, Place 6 - Collin Co. Comm. College Dist.  
Vote For 1

	TOTAL	VOTE %	
Justin Adcock	344	100.00%	<div><div></div></div>
Total Votes Cast	344	100.00%	<div><div></div></div>
Overvotes	0		
Undervotes	265		
Contest Totals	609		

Mayor – City of McKinney  
Vote For 1

	TOTAL	VOTE %	
Matt “Doc” Rostami	26	4.30%	<div><div></div></div>
Taylor Willingham	48	7.93%	<div><div></div></div>
Bill Cox	302	49.92%	<div><div></div></div>
Scott Sanford	229	37.85%	<div><div></div></div>
Total Votes Cast	605	100.00%	<div><div></div></div>
Overvotes	0		
Undervotes	4		
Contest Totals	609		



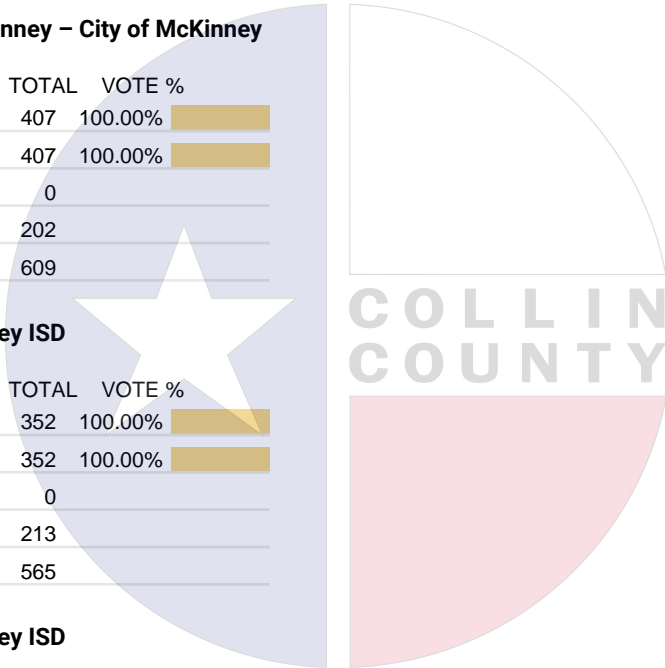
PCT 002

Council Member, At-Large No. 1 – City of McKinney		
Vote For 1		
	TOTAL	VOTE %
Brian J. Magnuson	79	14.71%
Derrick Tarver	101	18.81%
Ernest Lynch	176	32.77%
Taha Ansari	90	16.76%
Jim Garrison	91	16.95%
Total Votes Cast	537	100.00%
Overvotes	0	
Undervotes	72	
Contest Totals	609	

Council Member, District No. 1, McKinney – City of McKinney		
Vote For 1		
	TOTAL	VOTE %
Justin Beller	407	100.00%
Total Votes Cast	407	100.00%
Overvotes	0	
Undervotes	202	
Contest Totals	609	

Board of Trustees, Place 1 – McKinney ISD		
Vote For 1		
	TOTAL	VOTE %
Larry Jagours	352	100.00%
Total Votes Cast	352	100.00%
Overvotes	0	
Undervotes	213	
Contest Totals	565	

Board of Trustees, Place 7 – McKinney ISD		
Vote For 1		
	TOTAL	VOTE %
Harvey Oaxaca	394	100.00%
Total Votes Cast	394	100.00%
Overvotes	0	
Undervotes	215	
Contest Totals	609	



Collin County Seal  
Watermark Seal for Collin County,  
Collin County Government

PCT 003

Statistics	TOTAL
Registered Voters - Total	2,814
Ballots Cast - Total	274
Voter Turnout - Total	9.74%

Trustee, Place 4 - Collin Co. Comm. College Dist.  
Vote For 1

	TOTAL	VOTE %	
Tamara Thomas	122	61.62%	<div><div></div></div>
Staci L. Weaver	76	38.38%	<div><div></div></div>
Total Votes Cast	198	100.00%	<div><div></div></div>
Overvotes	0		
Undervotes	76		
Contest Totals	274		

Trustee, Place 5 - Collin Co. Comm. College Dist.  
Vote For 1

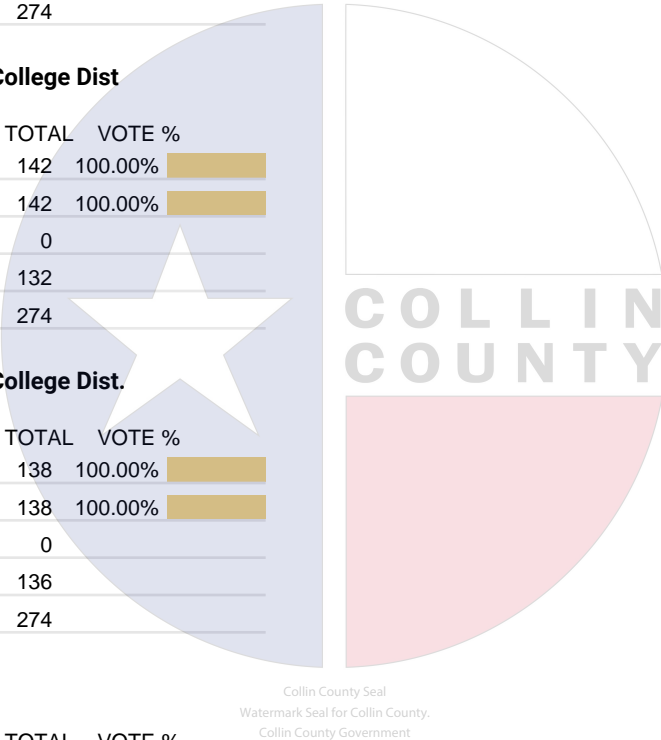
	TOTAL	VOTE %	
Raj Menon	142	100.00%	<div><div></div></div>
Total Votes Cast	142	100.00%	<div><div></div></div>
Overvotes	0		
Undervotes	132		
Contest Totals	274		

Trustee, Place 6 - Collin Co. Comm. College Dist.  
Vote For 1

	TOTAL	VOTE %	
Justin Adcock	138	100.00%	<div><div></div></div>
Total Votes Cast	138	100.00%	<div><div></div></div>
Overvotes	0		
Undervotes	136		
Contest Totals	274		

Mayor – City of McKinney  
Vote For 1

	TOTAL	VOTE %	
Matt “Doc” Rostami	18	6.77%	<div><div></div></div>
Taylor Willingham	24	9.02%	<div><div></div></div>
Bill Cox	173	65.04%	<div><div></div></div>
Scott Sanford	51	19.17%	<div><div></div></div>
Total Votes Cast	266	100.00%	<div><div></div></div>
Overvotes	0		
Undervotes	8		
Contest Totals	274		



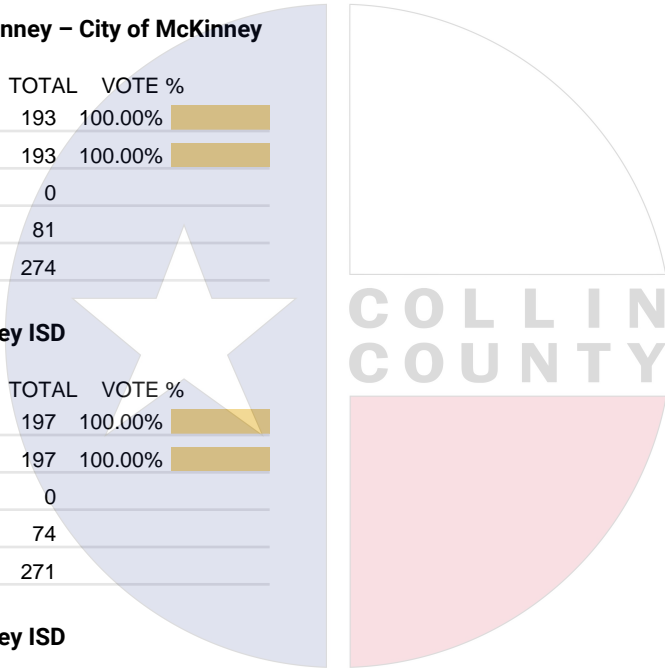
PCT 003

Council Member, At-Large No. 1 – City of McKinney		
Vote For 1		
	TOTAL	VOTE %
Brian J. Magnuson	19	7.79%
Derrick Tarver	138	56.56%
Ernest Lynch	40	16.39%
Taha Ansari	22	9.02%
Jim Garrison	25	10.25%
Total Votes Cast	244	100.00%
Overvotes	0	
Undervotes	30	
Contest Totals	274	

Council Member, District No. 1, McKinney – City of McKinney		
Vote For 1		
	TOTAL	VOTE %
Justin Beller	193	100.00%
Total Votes Cast	193	100.00%
Overvotes	0	
Undervotes	81	
Contest Totals	274	

Board of Trustees, Place 1 – McKinney ISD		
Vote For 1		
	TOTAL	VOTE %
Larry Jagours	197	100.00%
Total Votes Cast	197	100.00%
Overvotes	0	
Undervotes	74	
Contest Totals	271	

Board of Trustees, Place 7 – McKinney ISD		
Vote For 1		
	TOTAL	VOTE %
Harvey Oaxaca	179	100.00%
Total Votes Cast	179	100.00%
Overvotes	0	
Undervotes	95	
Contest Totals	274	



Collin County Seal  
Watermark Seal for Collin County,  
Collin County Government

PCT 004

Statistics	TOTAL
Registered Voters - Total	3,879
Ballots Cast - Total	314
Voter Turnout - Total	8.09%

Trustee, Place 4 - Collin Co. Comm. College Dist.  
Vote For 1

	TOTAL	VOTE %
Tamara Thomas	101	41.74%
Staci L. Weaver	141	58.26%
Total Votes Cast	242	100.00%
Overvotes	0	
Undervotes	72	
Contest Totals	314	

Trustee, Place 5 - Collin Co. Comm. College Dist.  
Vote For 1

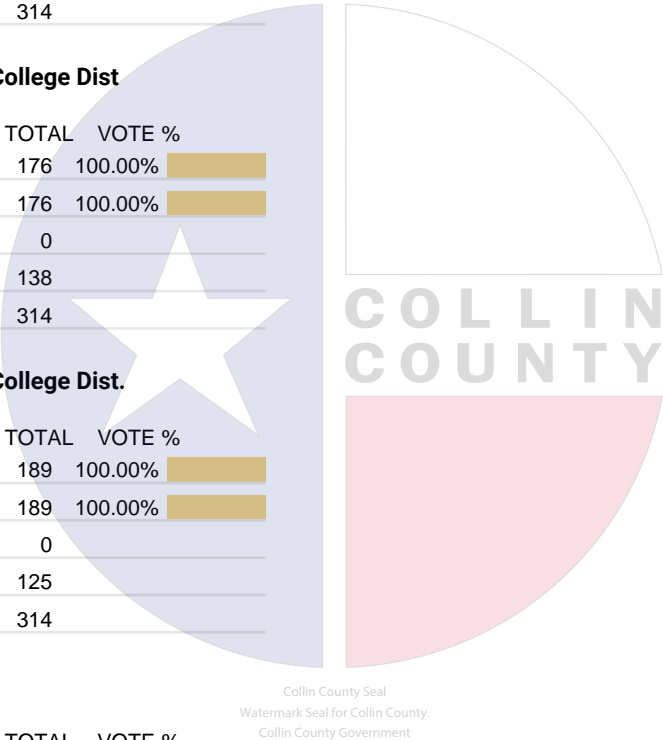
	TOTAL	VOTE %
Raj Menon	176	100.00%
Total Votes Cast	176	100.00%
Overvotes	0	
Undervotes	138	
Contest Totals	314	

Trustee, Place 6 - Collin Co. Comm. College Dist.  
Vote For 1

	TOTAL	VOTE %
Justin Adcock	189	100.00%
Total Votes Cast	189	100.00%
Overvotes	0	
Undervotes	125	
Contest Totals	314	

Mayor – City of McKinney  
Vote For 1

	TOTAL	VOTE %
Matt “Doc” Rostami	12	7.89%
Taylor Willingham	16	10.53%
Bill Cox	64	42.11%
Scott Sanford	60	39.47%
Total Votes Cast	152	100.00%
Overvotes	0	
Undervotes	11	
Contest Totals	163	



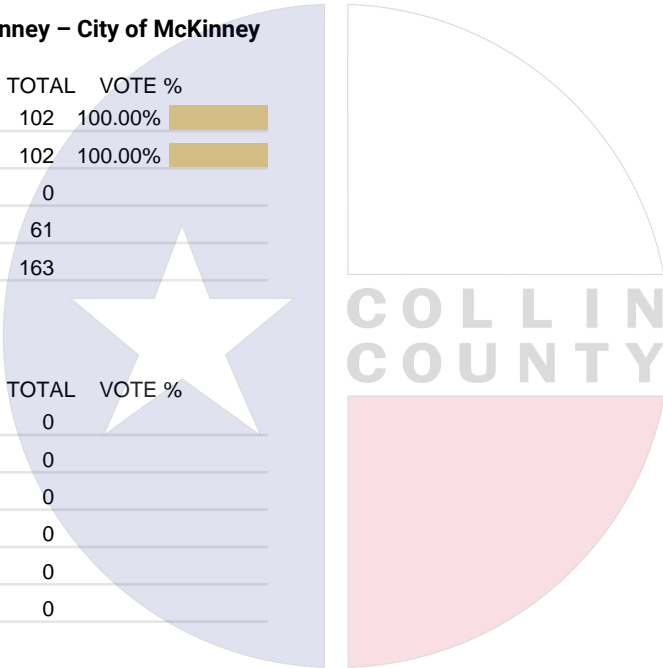
PCT 004

Council Member, At-Large No. 1 – City of McKinney		
Vote For 1		
	TOTAL	VOTE %
Brian J. Magnuson	21	15.33%
Derrick Tarver	33	24.09%
Ernest Lynch	27	19.71%
Taha Ansari	31	22.63%
Jim Garrison	25	18.25%
Total Votes Cast	137	100.00%
Overvotes	0	
Undervotes	26	
Contest Totals	163	

Council Member, District No. 1, McKinney – City of McKinney		
Vote For 1		
	TOTAL	VOTE %
Justin Beller	102	100.00%
Total Votes Cast	102	100.00%
Overvotes	0	
Undervotes	61	
Contest Totals	163	

Mayor – City of Melissa		
Vote For 1		
	TOTAL	VOTE %
Rajae Kennedy	0	
Jay Northcut	0	
Total Votes Cast	0	
Overvotes	0	
Undervotes	0	
Contest Totals	0	

Trustee, Place 2 – Blue Ridge ISD		
Vote For 1		
	TOTAL	VOTE %
Matt Grier	5	100.00%
Total Votes Cast	5	100.00%
Overvotes	0	
Undervotes	0	
Contest Totals	5	



Collin County Seal  
Watermark Seal for Collin County,  
Collin County Government



PCT 004

Trustee, Place 4 – Blue Ridge ISD  
Vote For 1

	TOTAL	VOTE %	
Eddie Childers	1	20.00%	<div><div></div></div>
Jenna Capps	4	80.00%	<div><div></div></div>
Total Votes Cast	5	100.00%	<div><div></div></div>
Overvotes	0		
Undervotes	0		
Contest Totals	5		

Trustee, Place 6 – Blue Ridge ISD  
Vote For 1

	TOTAL	VOTE %	
Scott Cessna	5	100.00%	<div><div></div></div>
Total Votes Cast	5	100.00%	<div><div></div></div>
Overvotes	0		
Undervotes	0		
Contest Totals	5		

Trustee, Place 7 – Blue Ridge ISD  
Vote For 1

	TOTAL	VOTE %	
John Gaulden	5	100.00%	<div><div></div></div>
Total Votes Cast	5	100.00%	<div><div></div></div>
Overvotes	0		
Undervotes	0		
Contest Totals	5		

Proposition A – Blue Ridge ISD  
Vote For 1

	TOTAL	VOTE %	
FOR	4	80.00%	<div><div></div></div>
AGAINST	1	20.00%	<div><div></div></div>
Total Votes Cast	5	100.00%	<div><div></div></div>
Overvotes	0		
Undervotes	0		
Contest Totals	5		

Board of Trustees, Place 7 – McKinney ISD  
Vote For 1

	TOTAL	VOTE %	
Harvey Oaxaca	24	100.00%	<div><div></div></div>
Total Votes Cast	24	100.00%	<div><div></div></div>
Overvotes	0		
Undervotes	12		
Contest Totals	36		

PCT 004

Trustee, Place 6 – Melissa ISD  
Vote For 1

	TOTAL	VOTE %	
Amy Feagin	172	100.00%	<div><div></div></div>
Total Votes Cast	172	100.00%	<div><div></div></div>
Overvotes	0		
Undervotes	101		
Contest Totals	273		

Trustee, Place 7 – Melissa ISD  
Vote For 1

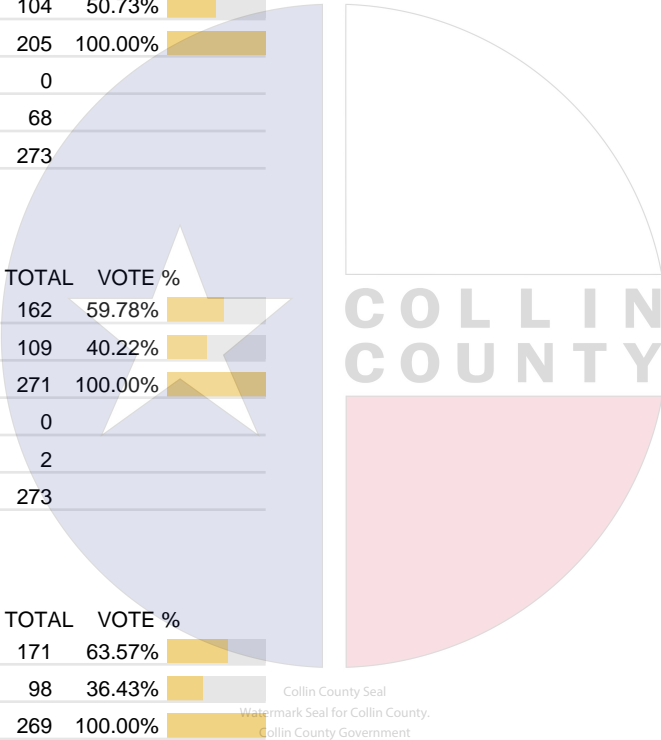
	TOTAL	VOTE %	
Paul Anderson	101	49.27%	<div><div></div></div>
Robyn Brown	104	50.73%	<div><div></div></div>
Total Votes Cast	205	100.00%	<div><div></div></div>
Overvotes	0		
Undervotes	68		
Contest Totals	273		

Proposition A – Melissa ISD  
Vote For 1

	TOTAL	VOTE %	
FOR	162	59.78%	<div><div></div></div>
AGAINST	109	40.22%	<div><div></div></div>
Total Votes Cast	271	100.00%	<div><div></div></div>
Overvotes	0		
Undervotes	2		
Contest Totals	273		

Proposition B – Melissa ISD  
Vote For 1

	TOTAL	VOTE %	
FOR	171	63.57%	<div><div></div></div>
AGAINST	98	36.43%	<div><div></div></div>
Total Votes Cast	269	100.00%	<div><div></div></div>
Overvotes	0		
Undervotes	4		
Contest Totals	273		



PCT 005

Statistics	TOTAL
Registered Voters - Total	1,006
Ballots Cast - Total	64
Voter Turnout - Total	6.36%

Trustee, Place 4 - Collin Co. Comm. College Dist.  
Vote For 1

	TOTAL	VOTE %
Tamara Thomas	20	35.71%
Staci L. Weaver	36	64.29%
Total Votes Cast	56	100.00%
Overvotes	0	
Undervotes	8	
Contest Totals	64	

Trustee, Place 5 - Collin Co. Comm. College Dist  
Vote For 1

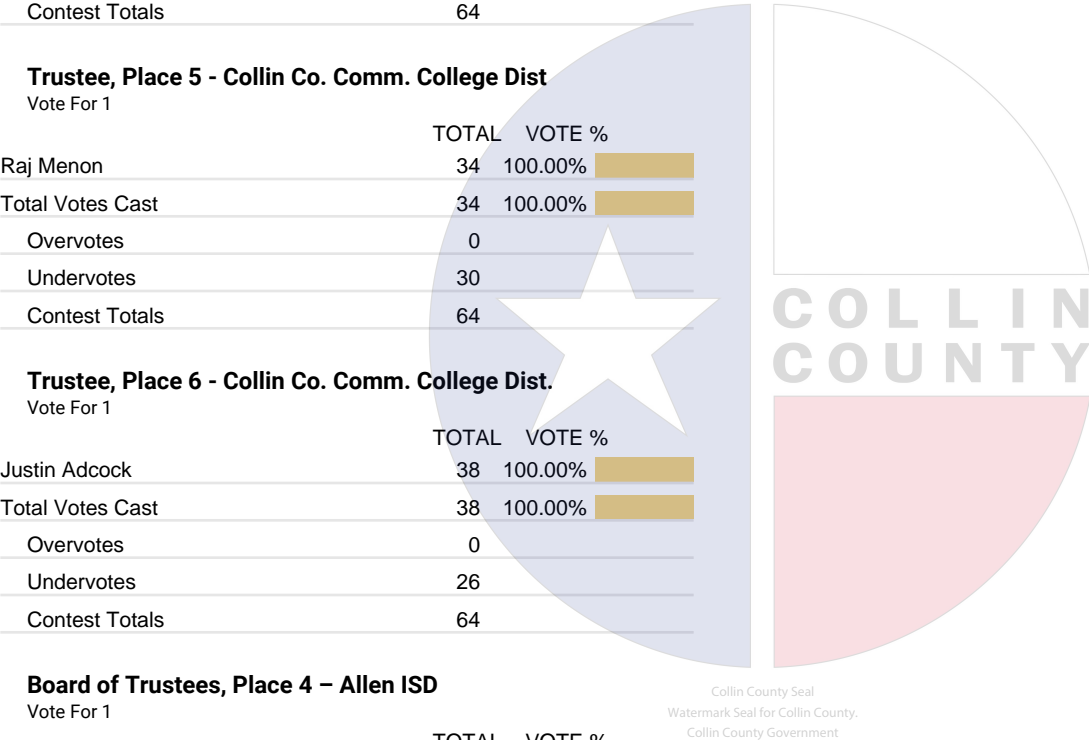
	TOTAL	VOTE %
Raj Menon	34	100.00%
Total Votes Cast	34	100.00%
Overvotes	0	
Undervotes	30	
Contest Totals	64	

Trustee, Place 6 - Collin Co. Comm. College Dist.  
Vote For 1

	TOTAL	VOTE %
Justin Adcock	38	100.00%
Total Votes Cast	38	100.00%
Overvotes	0	
Undervotes	26	
Contest Totals	64	

Board of Trustees, Place 4 – Allen ISD  
Vote For 1


	TOTAL	VOTE %
Rosalind Lewis	25	39.68%
Becca Kinnear	38	60.32%
Total Votes Cast	63	100.00%
Overvotes	0	
Undervotes	1	
Contest Totals	64	



PCT 005

Board of Trustees, Place 5 – Allen ISD  
Vote For 1

	TOTAL	VOTE %	
Kit McKee	23	37.70%	<div><div></div></div>
Amanda Campbell	38	62.30%	<div><div></div></div>
Total Votes Cast	61	100.00%	<div><div></div></div>
Overvotes	0		
Undervotes	3		
Contest Totals	64		



Collin County Seal  
Watermark Seal for Collin County.  
Collin County Government

PCT 006

Statistics	TOTAL
Registered Voters - Total	1,614
Ballots Cast - Total	58
Voter Turnout - Total	3.59%

Trustee, Place 4 - Collin Co. Comm. College Dist.  
Vote For 1

	TOTAL	VOTE %	
Tamara Thomas	32	59.26%	<div><div></div></div>
Staci L. Weaver	22	40.74%	<div><div></div></div>
Total Votes Cast	54	100.00%	<div><div></div></div>
Overvotes	0		
Undervotes	4		
Contest Totals	58		

Trustee, Place 5 - Collin Co. Comm. College Dist.  
Vote For 1

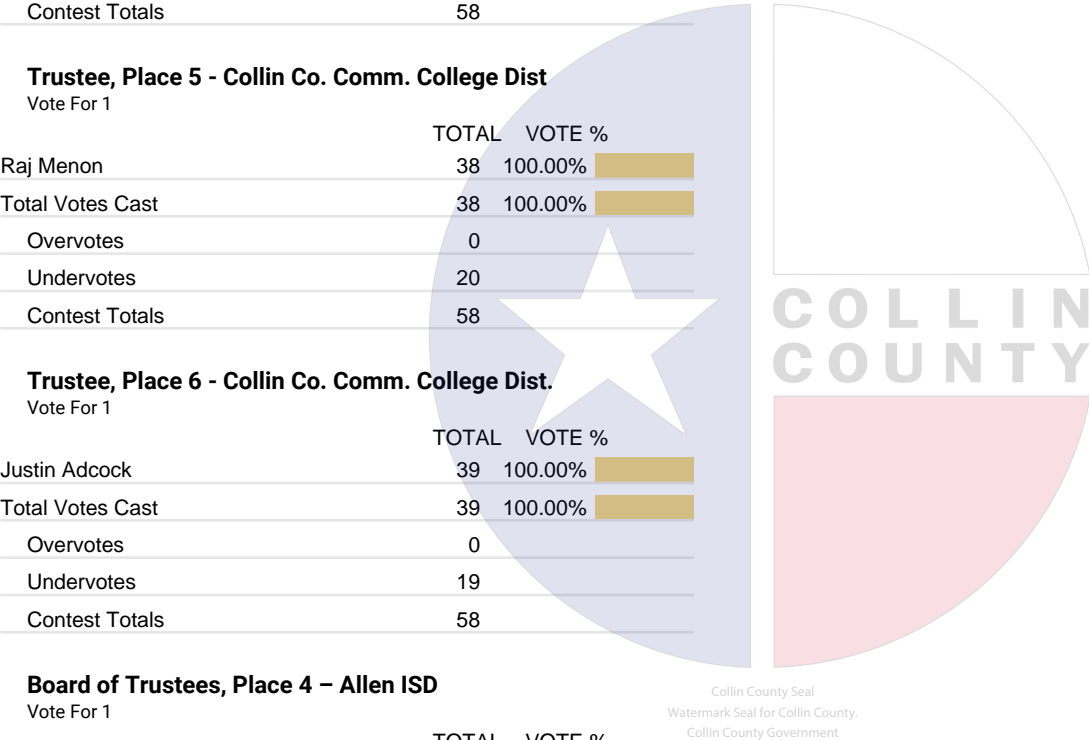
	TOTAL	VOTE %	
Raj Menon	38	100.00%	<div><div></div></div>
Total Votes Cast	38	100.00%	<div><div></div></div>
Overvotes	0		
Undervotes	20		
Contest Totals	58		

Trustee, Place 6 - Collin Co. Comm. College Dist.  
Vote For 1

	TOTAL	VOTE %	
Justin Adcock	39	100.00%	<div><div></div></div>
Total Votes Cast	39	100.00%	<div><div></div></div>
Overvotes	0		
Undervotes	19		
Contest Totals	58		

Board of Trustees, Place 4 - Allen ISD  
Vote For 1


	TOTAL	VOTE %	
Rosalind Lewis	33	57.89%	<div><div></div></div>
Becca Kinnear	24	42.11%	<div><div></div></div>
Total Votes Cast	57	100.00%	<div><div></div></div>
Overvotes	0		
Undervotes	1		
Contest Totals	58		



PCT 006

Board of Trustees, Place 5 – Allen ISD  
Vote For 1

	TOTAL	VOTE %	
Kit McKee	17	29.82%	<div><div></div></div>
Amanda Campbell	40	70.18%	<div><div></div></div>
Total Votes Cast	57	100.00%	<div><div></div></div>
Overvotes	0		
Undervotes	1		
Contest Totals	58		



Collin County Seal  
Watermark Seal for Collin County.  
Collin County Government

PCT 007

Statistics	TOTAL
Registered Voters - Total	1,505
Ballots Cast - Total	57
Voter Turnout - Total	3.79%

Trustee, Place 4 - Collin Co. Comm. College Dist.  
Vote For 1

	TOTAL	VOTE %
Tamara Thomas	32	60.38%
Staci L. Weaver	21	39.62%
Total Votes Cast	53	100.00%
Overvotes	0	
Undervotes	4	
Contest Totals	57	

Trustee, Place 5 - Collin Co. Comm. College Dist  
Vote For 1

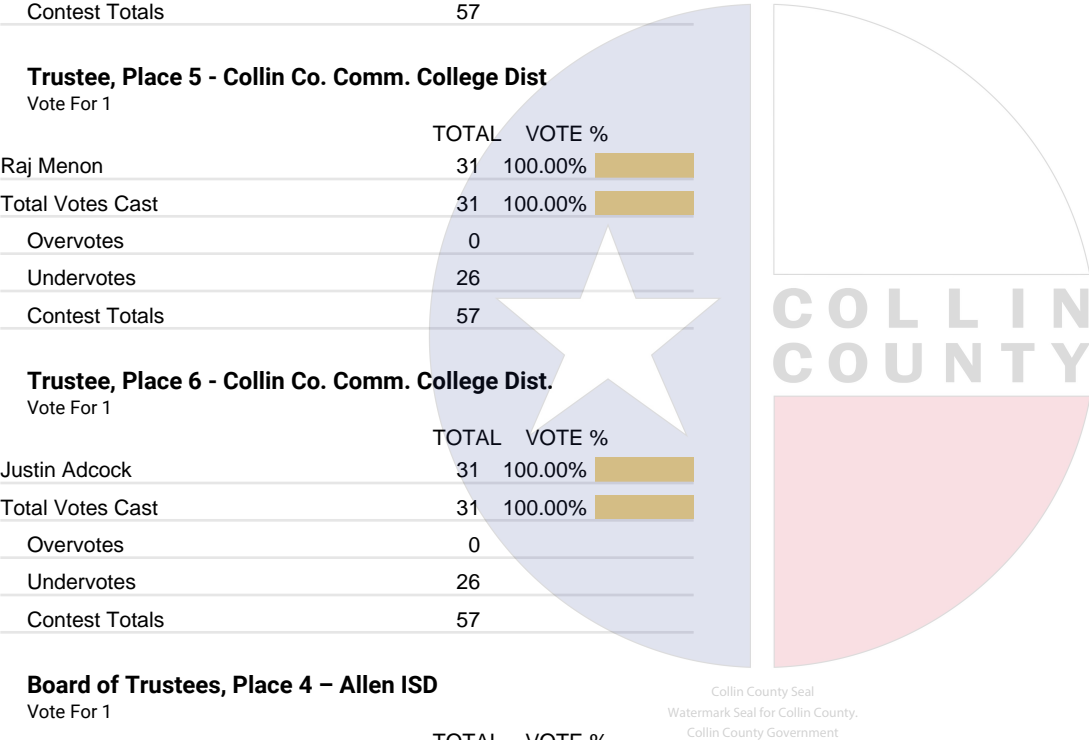
	TOTAL	VOTE %
Raj Menon	31	100.00%
Total Votes Cast	31	100.00%
Overvotes	0	
Undervotes	26	
Contest Totals	57	

Trustee, Place 6 - Collin Co. Comm. College Dist.  
Vote For 1

	TOTAL	VOTE %
Justin Adcock	31	100.00%
Total Votes Cast	31	100.00%
Overvotes	0	
Undervotes	26	
Contest Totals	57	

Board of Trustees, Place 4 – Allen ISD  
Vote For 1


	TOTAL	VOTE %
Rosalind Lewis	29	51.79%
Becca Kinnear	27	48.21%
Total Votes Cast	56	100.00%
Overvotes	0	
Undervotes	1	
Contest Totals	57	



PCT 007

Board of Trustees, Place 5 – Allen ISD  
Vote For 1

	TOTAL	VOTE %	
Kit McKee	24	43.64%	<div><div></div></div>
Amanda Campbell	31	56.36%	<div><div></div></div>
Total Votes Cast	55	100.00%	<div><div></div></div>
Overvotes	0		
Undervotes	2		
Contest Totals	57		



Collin County Seal  
Watermark Seal for Collin County.  
Collin County Government



PCT 008

Statistics	TOTAL
Registered Voters - Total	6,983
Ballots Cast - Total	43
Voter Turnout - Total	0.62%

Trustee, Place 4 - Collin Co. Comm. College Dist.  
Vote For 1

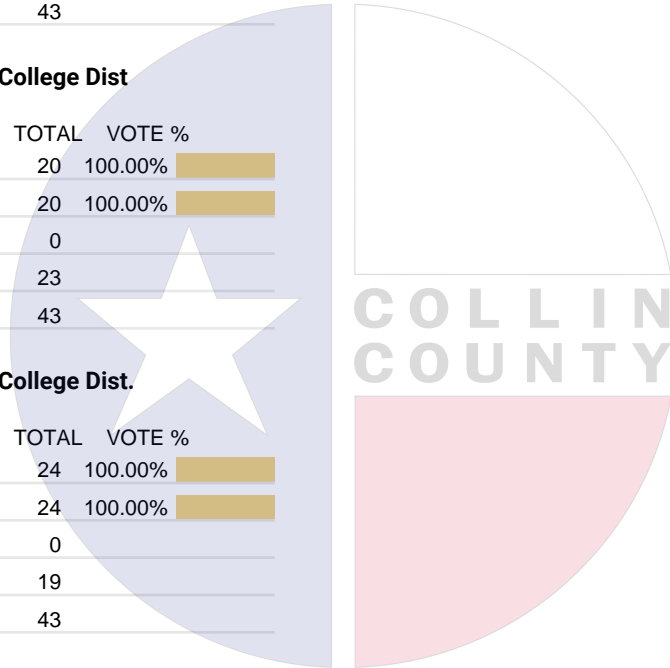
	TOTAL	VOTE %
Tamara Thomas	14	32.56%
Staci L. Weaver	29	67.44%
Total Votes Cast	43	100.00%
Overvotes	0	
Undervotes	0	
Contest Totals	43	

Trustee, Place 5 - Collin Co. Comm. College Dist.  
Vote For 1

	TOTAL	VOTE %
Raj Menon	20	100.00%
Total Votes Cast	20	100.00%
Overvotes	0	
Undervotes	23	
Contest Totals	43	

Trustee, Place 6 - Collin Co. Comm. College Dist.  
Vote For 1

	TOTAL	VOTE %
Justin Adcock	24	100.00%
Total Votes Cast	24	100.00%
Overvotes	0	
Undervotes	19	
Contest Totals	43	



Collin County Seal  
Watermark Seal for Collin County.  
Collin County Government

PCT 009

Statistics	TOTAL
Registered Voters - Total	5,200
Ballots Cast - Total	44
Voter Turnout - Total	0.85%

Trustee, Place 4 - Collin Co. Comm. College Dist.  
Vote For 1

	TOTAL	VOTE %	
Tamara Thomas	16	43.24%	<div><div></div></div>
Staci L. Weaver	21	56.76%	<div><div></div></div>
Total Votes Cast	37	100.00%	<div><div></div></div>
Overvotes	0		
Undervotes	7		
Contest Totals	44		

Trustee, Place 5 - Collin Co. Comm. College Dist.  
Vote For 1

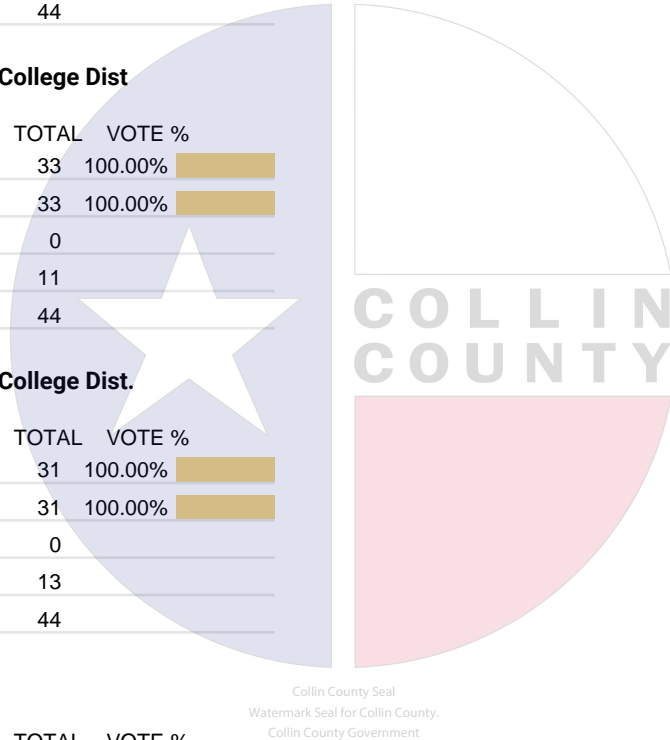
	TOTAL	VOTE %	
Raj Menon	33	100.00%	<div><div></div></div>
Total Votes Cast	33	100.00%	<div><div></div></div>
Overvotes	0		
Undervotes	11		
Contest Totals	44		

Trustee, Place 6 - Collin Co. Comm. College Dist.  
Vote For 1

	TOTAL	VOTE %	
Justin Adcock	31	100.00%	<div><div></div></div>
Total Votes Cast	31	100.00%	<div><div></div></div>
Overvotes	0		
Undervotes	13		
Contest Totals	44		

Mayor – City of McKinney  
Vote For 1

	TOTAL	VOTE %	
Matt “Doc” Rostami	0	0.00%	<div><div></div></div>
Taylor Willingham	0	0.00%	<div><div></div></div>
Bill Cox	2	66.67%	<div><div></div></div>
Scott Sanford	1	33.33%	<div><div></div></div>
Total Votes Cast	3	100.00%	<div><div></div></div>
Overvotes	0		
Undervotes	0		
Contest Totals	3		

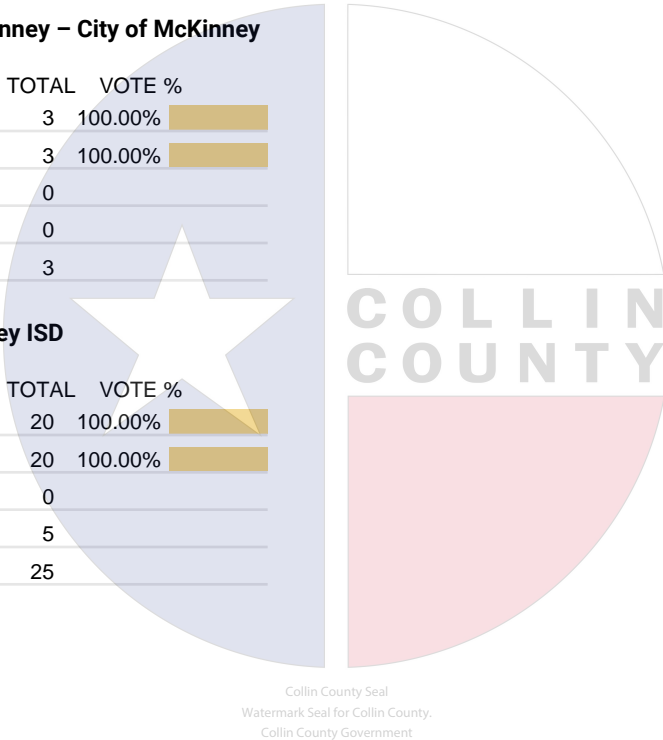


PCT 009

Council Member, At-Large No. 1 – City of McKinney		
Vote For 1		
	TOTAL	VOTE %
Brian J. Magnuson	0	0.00%
Derrick Tarver	0	0.00%
Ernest Lynch	0	0.00%
Taha Ansari	1	33.33%
Jim Garrison	2	66.67%
Total Votes Cast	3	100.00%
Overvotes	0	
Undervotes	0	
Contest Totals	3	

Council Member, District No. 1, McKinney – City of McKinney		
Vote For 1		
	TOTAL	VOTE %
Justin Beller	3	100.00%
Total Votes Cast	3	100.00%
Overvotes	0	
Undervotes	0	
Contest Totals	3	

Board of Trustees, Place 7 – McKinney ISD		
Vote For 1		
	TOTAL	VOTE %
Harvey Oaxaca	20	100.00%
Total Votes Cast	20	100.00%
Overvotes	0	
Undervotes	5	
Contest Totals	25	



PCT 010

Statistics	TOTAL
Registered Voters - Total	872
Ballots Cast - Total	33
Voter Turnout - Total	3.78%

Trustee, Place 4 - Collin Co. Comm. College Dist.  
Vote For 1

	TOTAL	VOTE %
Tamara Thomas	10	37.04%
Staci L. Weaver	17	62.96%
Total Votes Cast	27	100.00%
Overvotes	0	
Undervotes	6	
Contest Totals	33	

Trustee, Place 5 - Collin Co. Comm. College Dist  
Vote For 1

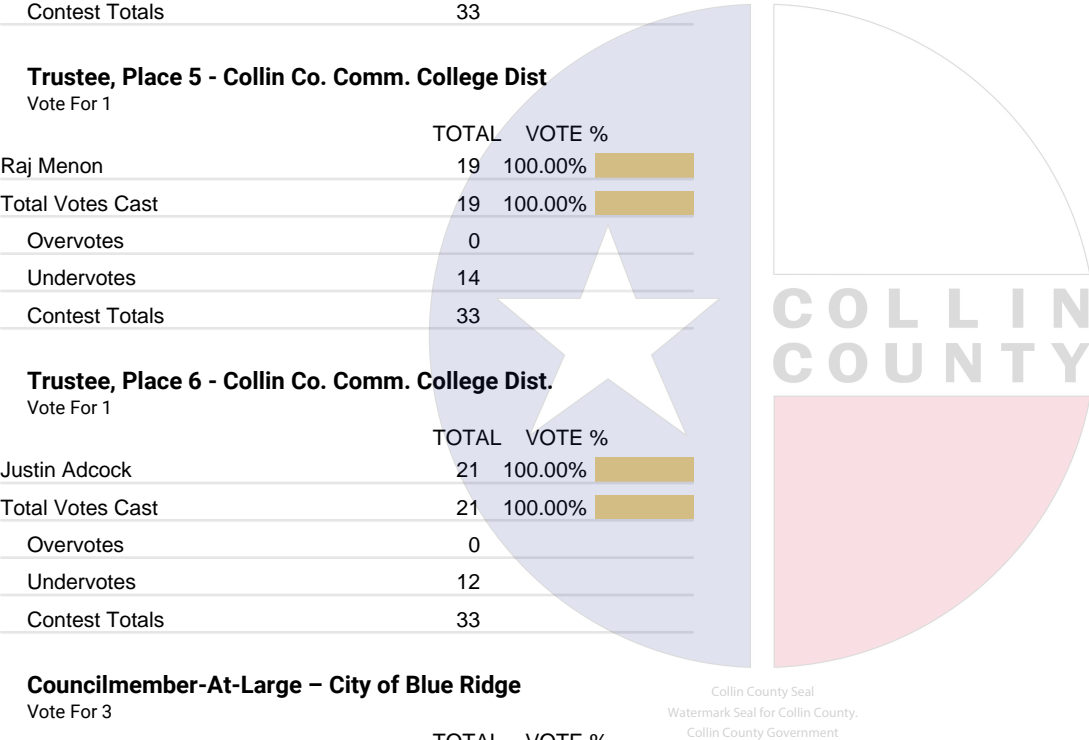
	TOTAL	VOTE %
Raj Menon	19	100.00%
Total Votes Cast	19	100.00%
Overvotes	0	
Undervotes	14	
Contest Totals	33	

Trustee, Place 6 - Collin Co. Comm. College Dist.  
Vote For 1

	TOTAL	VOTE %
Justin Adcock	21	100.00%
Total Votes Cast	21	100.00%
Overvotes	0	
Undervotes	12	
Contest Totals	33	

Councilmember-At-Large – City of Blue Ridge  
Vote For 3

	TOTAL	VOTE %
Tammy Crosswhite	3	60.00%
Trenton Sissom	0	0.00%
Dennis Davis	2	40.00%
Linda Braly	0	0.00%
Wendy Mattingly	0	0.00%
Total Votes Cast	5	100.00%
Overvotes	0	
Undervotes	4	
Contest Totals	9	



PCT 010

Trustee, Place 2 – Blue Ridge ISD  
Vote For 1

	TOTAL	VOTE %	
Matt Grier	11	100.00%	<div><div></div></div>
Total Votes Cast	11	100.00%	<div><div></div></div>
Overvotes	0		
Undervotes	6		
Contest Totals	17		

Trustee, Place 4 – Blue Ridge ISD  
Vote For 1

	TOTAL	VOTE %	
Eddie Childers	3	18.75%	<div><div></div></div>
Jenna Capps	13	81.25%	<div><div></div></div>
Total Votes Cast	16	100.00%	<div><div></div></div>
Overvotes	0		
Undervotes	1		
Contest Totals	17		

Trustee, Place 6 – Blue Ridge ISD  
Vote For 1

	TOTAL	VOTE %	
Scott Cessna	11	100.00%	<div><div></div></div>
Total Votes Cast	11	100.00%	<div><div></div></div>
Overvotes	0		
Undervotes	6		
Contest Totals	17		

Trustee, Place 7 – Blue Ridge ISD  
Vote For 1

	TOTAL	VOTE %	
John Gaulden	11	100.00%	<div><div></div></div>
Total Votes Cast	11	100.00%	<div><div></div></div>
Overvotes	0		
Undervotes	6		
Contest Totals	17		

Proposition A – Blue Ridge ISD  
Vote For 1

	TOTAL	VOTE %	
FOR	11	64.71%	<div><div></div></div>
AGAINST	6	35.29%	<div><div></div></div>
Total Votes Cast	17	100.00%	<div><div></div></div>
Overvotes	0		
Undervotes	0		
Contest Totals	17		

PCT 011

Statistics	TOTAL
Registered Voters - Total	4,912
Ballots Cast - Total	48
Voter Turnout - Total	0.98%

Trustee, Place 4 - Collin Co. Comm. College Dist.  
Vote For 1

	TOTAL	VOTE %
Tamara Thomas	13	27.66%
Staci L. Weaver	34	72.34%
Total Votes Cast	47	100.00%
Overvotes	0	
Undervotes	1	
Contest Totals	48	

Trustee, Place 5 - Collin Co. Comm. College Dist.  
Vote For 1

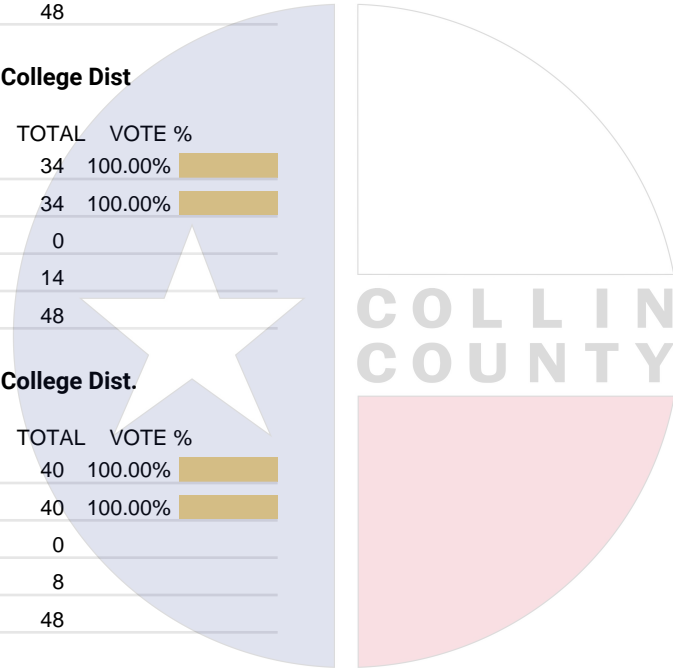
	TOTAL	VOTE %
Raj Menon	34	100.00%
Total Votes Cast	34	100.00%
Overvotes	0	
Undervotes	14	
Contest Totals	48	

Trustee, Place 6 - Collin Co. Comm. College Dist.  
Vote For 1

	TOTAL	VOTE %
Justin Adcock	40	100.00%
Total Votes Cast	40	100.00%
Overvotes	0	
Undervotes	8	
Contest Totals	48	

Trustee, Place 1 - Community ISD  
Vote For 1

	TOTAL	VOTE %
Jeff Pendill	0	
Kathryn Grant	0	
Total Votes Cast	0	
Overvotes	0	
Undervotes	0	
Contest Totals	0	




Collin County Seal  
Watermark Seal for Collin County,  
Collin County Government

PCT 011

Trustee, Place 3 – Community ISD  
Vote For 1

	TOTAL	VOTE %
Adam Strickland	0	
Chelysia Renae Young	0	
Jeff Cox	0	
Heather Minyard	0	
Total Votes Cast	0	
Overvotes	0	
Undervotes	0	
Contest Totals	0	



Collin County Seal  
Watermark Seal for Collin County.  
Collin County Government

PCT 012

Statistics	TOTAL
Registered Voters - Total	2,154
Ballots Cast - Total	434
Voter Turnout - Total	20.15%

Trustee, Place 4 - Collin Co. Comm. College Dist.  
Vote For 1

	TOTAL	VOTE %
Tamara Thomas	117	35.35%
Staci L. Weaver	214	64.65%
Total Votes Cast	331	100.00%
Overvotes	0	
Undervotes	103	
Contest Totals	434	

Trustee, Place 5 - Collin Co. Comm. College Dist.  
Vote For 1

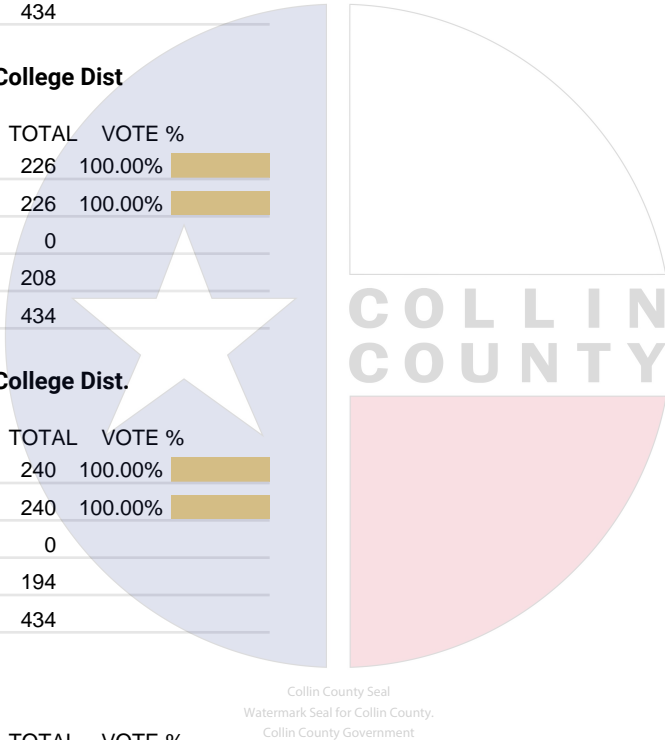
	TOTAL	VOTE %
Raj Menon	226	100.00%
Total Votes Cast	226	100.00%
Overvotes	0	
Undervotes	208	
Contest Totals	434	

Trustee, Place 6 - Collin Co. Comm. College Dist.  
Vote For 1

	TOTAL	VOTE %
Justin Adcock	240	100.00%
Total Votes Cast	240	100.00%
Overvotes	0	
Undervotes	194	
Contest Totals	434	

Mayor – City of McKinney  
Vote For 1

	TOTAL	VOTE %
Matt “Doc” Rostami	20	4.61%
Taylor Willingham	24	5.53%
Bill Cox	174	40.09%
Scott Sanford	216	49.77%
Total Votes Cast	434	100.00%
Overvotes	0	
Undervotes	0	
Contest Totals	434	





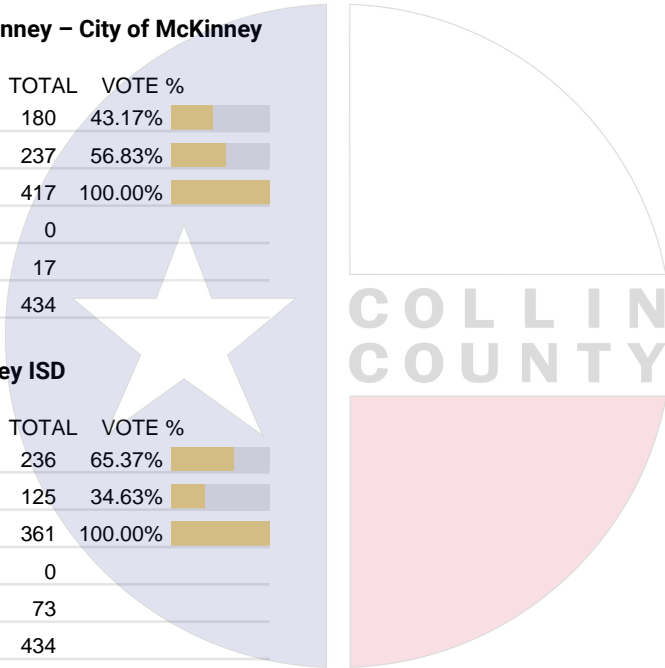
PCT 012

Council Member, At-Large No. 1 – City of McKinney		
Vote For 1		
	TOTAL	VOTE %
Brian J. Magnuson	96	24.81%
Derrick Tarver	40	10.34%
Ernest Lynch	121	31.27%
Taha Ansari	51	13.18%
Jim Garrison	79	20.41%
Total Votes Cast	387	100.00%
Overvotes	0	
Undervotes	47	
Contest Totals	434	

Council Member, District No. 3, McKinney – City of McKinney		
Vote For 1		
	TOTAL	VOTE %
Gere Feltus	180	43.17%
Tammy Warren	237	56.83%
Total Votes Cast	417	100.00%
Overvotes	0	
Undervotes	17	
Contest Totals	434	

Board of Trustees, Place 2 – McKinney ISD		
Vote For 1		
	TOTAL	VOTE %
Kenneth Ussery	236	65.37%
Deborah Klosky	125	34.63%
Total Votes Cast	361	100.00%
Overvotes	0	
Undervotes	73	
Contest Totals	434	

Board of Trustees, Place 7 – McKinney ISD		
Vote For 1		
	TOTAL	VOTE %
Harvey Oaxaca	263	100.00%
Total Votes Cast	263	100.00%
Overvotes	0	
Undervotes	171	
Contest Totals	434	



Collin County Seal  
Watermark Seal for Collin County,  
Collin County Government

PCT 013

Statistics	TOTAL
Registered Voters - Total	3,378
Ballots Cast - Total	217
Voter Turnout - Total	6.42%

Trustee, Place 4 - Collin Co. Comm. College Dist.  
Vote For 1

	TOTAL	VOTE %
Tamara Thomas	47	27.65%
Staci L. Weaver	123	72.35%
Total Votes Cast	170	100.00%
Overvotes	0	
Undervotes	47	
Contest Totals	217	

Trustee, Place 5 - Collin Co. Comm. College Dist.  
Vote For 1

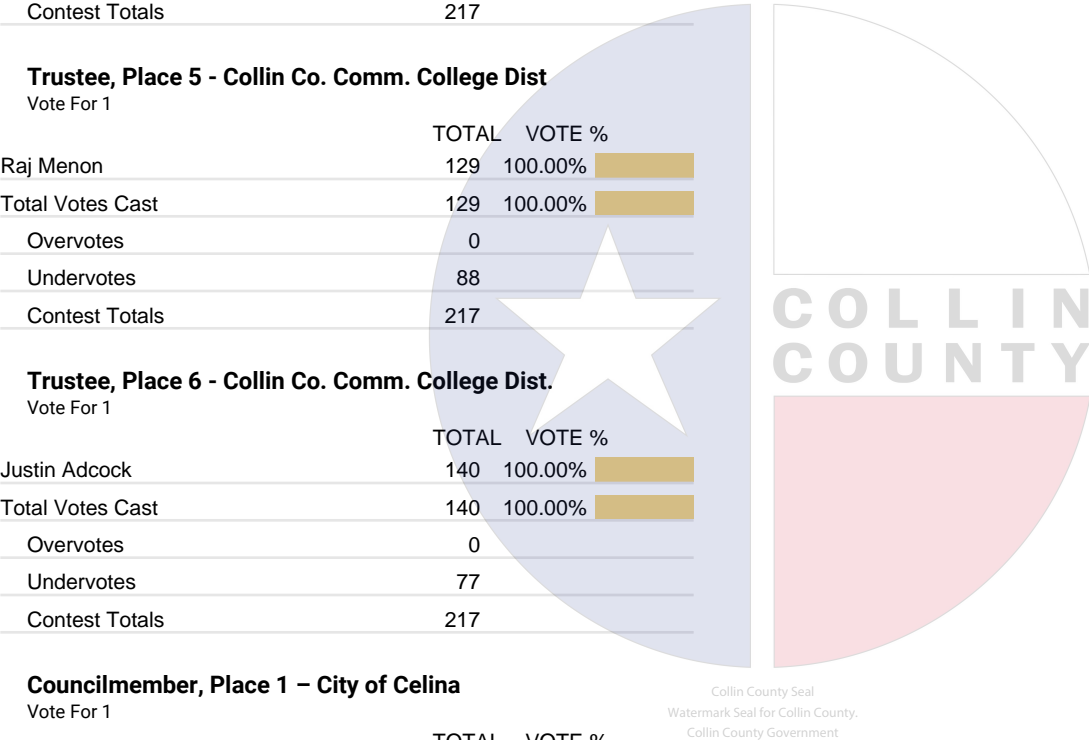
	TOTAL	VOTE %
Raj Menon	129	100.00%
Total Votes Cast	129	100.00%
Overvotes	0	
Undervotes	88	
Contest Totals	217	

Trustee, Place 6 - Collin Co. Comm. College Dist.  
Vote For 1

	TOTAL	VOTE %
Justin Adcock	140	100.00%
Total Votes Cast	140	100.00%
Overvotes	0	
Undervotes	77	
Contest Totals	217	

Councilmember, Place 1 – City of Celina  
Vote For 1

	TOTAL	VOTE %
Dorothy Allan	74	41.34%
Philip Ferguson	105	58.66%
Total Votes Cast	179	100.00%
Overvotes	0	
Undervotes	28	
Contest Totals	207	



PCT 013

Councilmember, Place 6 – City of Celina  
Vote For 1

	TOTAL	VOTE %	
Brandon Grumbles	139	100.00%	<div><div></div></div>
Total Votes Cast	139	100.00%	<div><div></div></div>
Overvotes	0		
Undervotes	68		
Contest Totals	207		

Proposition A – City of Celina  
Vote For 1

	TOTAL	VOTE %	
For	131	67.53%	<div><div></div></div>
Against	63	32.47%	<div><div></div></div>
Total Votes Cast	194	100.00%	<div><div></div></div>
Overvotes	0		
Undervotes	13		
Contest Totals	207		

Proposition B – City of Celina  
Vote For 1

	TOTAL	VOTE %	
For	165	84.18%	<div><div></div></div>
Against	31	15.82%	<div><div></div></div>
Total Votes Cast	196	100.00%	<div><div></div></div>
Overvotes	0		
Undervotes	11		
Contest Totals	207		

Proposition C – City of Celina  
Vote For 1

	TOTAL	VOTE %	
For	134	70.16%	<div><div></div></div>
Against	57	29.84%	<div><div></div></div>
Total Votes Cast	191	100.00%	<div><div></div></div>
Overvotes	0		
Undervotes	16		
Contest Totals	207		

Proposition D – City of Celina  
Vote For 1

	TOTAL	VOTE %	
For	123	64.74%	<div><div></div></div>
Against	67	35.26%	<div><div></div></div>
Total Votes Cast	190	100.00%	<div><div></div></div>
Overvotes	0		
Undervotes	17		
Contest Totals	207		

PCT 013

Proposition E – City of Celina  
Vote For 1

	TOTAL	VOTE %	
For	145	79.67%	<div><div></div></div>
Against	37	20.33%	<div><div></div></div>
Total Votes Cast	182	100.00%	<div><div></div></div>
Overvotes	0		
Undervotes	25		
Contest Totals	207		

Proposition F – City of Celina  
Vote For 1

	TOTAL	VOTE %	
For	166	87.37%	<div><div></div></div>
Against	24	12.63%	<div><div></div></div>
Total Votes Cast	190	100.00%	<div><div></div></div>
Overvotes	0		
Undervotes	17		
Contest Totals	207		

Proposition G – City of Celina  
Vote For 1

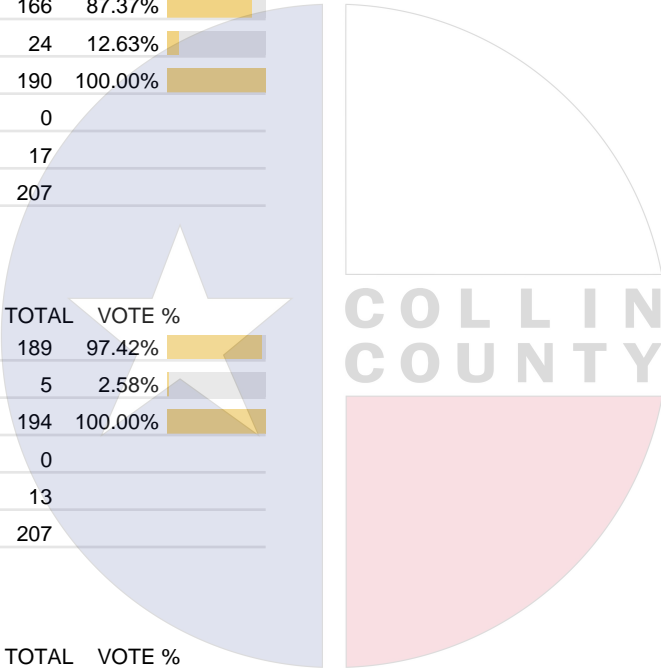
	TOTAL	VOTE %	
For	189	97.42%	<div><div></div></div>
Against	5	2.58%	<div><div></div></div>
Total Votes Cast	194	100.00%	<div><div></div></div>
Overvotes	0		
Undervotes	13		
Contest Totals	207		

Proposition H – City of Celina  
Vote For 1

	TOTAL	VOTE %	
For	176	94.62%	<div><div></div></div>
Against	10	5.38%	<div><div></div></div>
Total Votes Cast	186	100.00%	<div><div></div></div>
Overvotes	0		
Undervotes	21		
Contest Totals	207		

Proposition I – City of Celina  
Vote For 1

	TOTAL	VOTE %	
For	163	89.56%	<div><div></div></div>
Against	19	10.44%	<div><div></div></div>
Total Votes Cast	182	100.00%	<div><div></div></div>
Overvotes	0		
Undervotes	25		
Contest Totals	207		



PCT 013

Proposition J – City of Celina  
Vote For 1

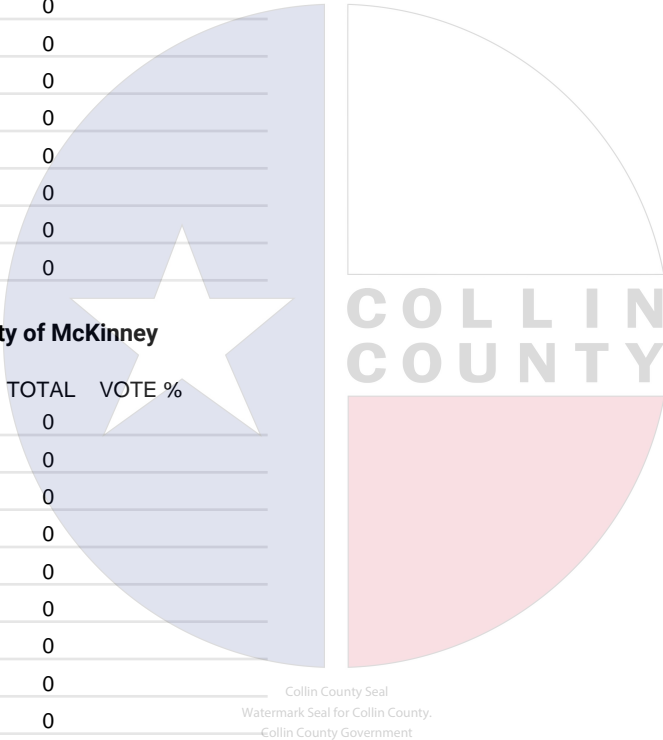
	TOTAL	VOTE %	
For	182	95.79%	<div><div></div></div>
Against	8	4.21%	<div><div></div></div>
Total Votes Cast	190	100.00%	<div><div></div></div>
Overvotes	0		
Undervotes	17		
Contest Totals	207		

Mayor – City of McKinney  
Vote For 1

	TOTAL	VOTE %	
Matt “Doc” Rostami	0		
Taylor Willingham	0		
Bill Cox	0		
Scott Sanford	0		
Total Votes Cast	0		
Overvotes	0		
Undervotes	0		
Contest Totals	0		

Council Member, At-Large No. 1 – City of McKinney  
Vote For 1

	TOTAL	VOTE %	
Brian J. Magnuson	0		
Derrick Tarver	0		
Ernest Lynch	0		
Taha Ansari	0		
Jim Garrison	0		
Total Votes Cast	0		
Overvotes	0		
Undervotes	0		
Contest Totals	0		



Collin County Seal  
Watermark Seal for Collin County.  
Collin County Government

Board of Trustees, Place 1 – Celina ISD  
Vote For 1

	TOTAL	VOTE %	
Vicky Hogue	0	0.00%	<div><div></div></div>
Meagan Dungan	15	75.00%	<div><div></div></div>
Chuck Hansen	5	25.00%	<div><div></div></div>
Total Votes Cast	20	100.00%	<div><div></div></div>
Overvotes	0		
Undervotes	1		
Contest Totals	21		

## PCT 013

### Board of Trustees, Place 2 – Celina ISD

Vote For 1

	TOTAL	VOTE %	
Michael Wagoner	11	61.11%	<div><div></div></div>
Cameron Riggs	7	38.89%	<div><div></div></div>
Total Votes Cast	18	100.00%	<div><div></div></div>
Overvotes	0		
Undervotes	3		
Contest Totals	21		

### Proposition A – Celina ISD

Vote For 1

	TOTAL	VOTE %	
FOR	14	66.67%	<div><div></div></div>
AGAINST	7	33.33%	<div><div></div></div>
Total Votes Cast	21	100.00%	<div><div></div></div>
Overvotes	0		
Undervotes	0		
Contest Totals	21		

### Proposition B – Celina ISD

Vote For 1

	TOTAL	VOTE %	
FOR	12	60.00%	<div><div></div></div>
AGAINST	8	40.00%	<div><div></div></div>
Total Votes Cast	20	100.00%	<div><div></div></div>
Overvotes	0		
Undervotes	1		
Contest Totals	21		

### Board of Trustees, Place 2 – McKinney ISD

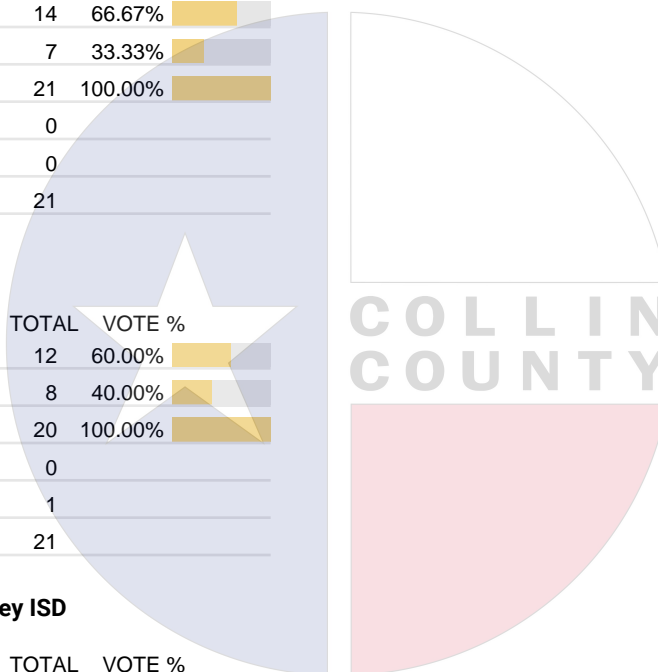
Vote For 1

	TOTAL	VOTE %	
Kenneth Ussery	0	0.00%	<div><div></div></div>
Deborah Klosky	2	100.00%	<div><div></div></div>
Total Votes Cast	2	100.00%	<div><div></div></div>
Overvotes	0		
Undervotes	0		
Contest Totals	2		

### Board of Trustees, Place 7 – McKinney ISD

Vote For 1

	TOTAL	VOTE %	
Harvey Oaxaca	2	100.00%	<div><div></div></div>
Total Votes Cast	2	100.00%	<div><div></div></div>
Overvotes	0		
Undervotes	0		
Contest Totals	2		



Collin County Seal  
Watermark Seal for Collin County,  
Collin County Government

## PCT 013

### School Board Trustee, Place 1 – Prosper ISD

Vote For 1

	TOTAL	VOTE %	
Jorden Dial	136	100.00%	<div><div></div></div>
Total Votes Cast	136	100.00%	<div><div></div></div>
Overvotes	0		
Undervotes	58		
Contest Totals	194		

### School Board Trustee, Place 3 – Prosper ISD

Vote For 1

	TOTAL	VOTE %	
Scott Bray	114	60.32%	<div><div></div><div></div></div>
Kelly P. Cavender	75	39.68%	<div><div></div><div></div></div>
Total Votes Cast	189	100.00%	<div><div></div></div>
Overvotes	0		
Undervotes	5		
Contest Totals	194		

### School Board Trustee, Place 6 – Prosper ISD

Vote For 1

	TOTAL	VOTE %	
Janette Church	115	59.90%	<div><div></div><div></div></div>
Garrett Linker	77	40.10%	<div><div></div><div></div></div>
Total Votes Cast	192	100.00%	<div><div></div></div>
Overvotes	0		
Undervotes	2		
Contest Totals	194		

### Proposition A – Collin County MUD No. 11


Vote For 1

	TOTAL	VOTE %	
FOR DISTRICT	1	100.00%	<div><div></div></div>
AGAINST DISTRICT	0	0.00%	<div><div></div></div>
Total Votes Cast	1	100.00%	<div><div></div></div>
Overvotes	0		
Undervotes	0		
Contest Totals	1		

### Proposition B – Collin County MUD No. 11

Vote For 1

	TOTAL	VOTE %	
FOR	1	100.00%	<div><div></div></div>
AGAINST	0	0.00%	<div><div></div></div>
Total Votes Cast	1	100.00%	<div><div></div></div>
Overvotes	0		
Undervotes	0		
Contest Totals	1		



PCT 013

Proposition C – Collin County MUD No. 11

	TOTAL	VOTE %	
FOR	1	100.00%	<div><div></div></div>
AGAINST	0	0.00%	<div><div></div></div>
Total Votes Cast	1	100.00%	<div><div></div></div>
Overvotes	0		
Undervotes	0		
Contest Totals	1		

Proposition D – Collin County MUD No. 11

	TOTAL	VOTE %	
FOR	1	100.00%	<div><div></div></div>
AGAINST	0	0.00%	<div><div></div></div>
Total Votes Cast	1	100.00%	<div><div></div></div>
Overvotes	0		
Undervotes	0		
Contest Totals	1		

Proposition E – Collin County MUD No. 11

	TOTAL	VOTE %	
FOR	1	100.00%	<div><div></div></div>
AGAINST	0	0.00%	<div><div></div></div>
Total Votes Cast	1	100.00%	<div><div></div></div>
Overvotes	0		
Undervotes	0		
Contest Totals	1		

Directors, Collin County MUD No. 11

	TOTAL	VOTE %	
Ryan Storch	1	20.00%	<div><div></div></div>
Michael Reil	1	20.00%	<div><div></div></div>
Jessica Lynn Puckett	1	20.00%	<div><div></div></div>
James Casey Ross	1	20.00%	<div><div></div></div>
Joshua Mitchell Pace	1	20.00%	<div><div></div></div>
Total Votes Cast	5	100.00%	<div><div></div></div>
Overvotes	0		
Undervotes	0		
Contest Totals	5		



PCT 014

Statistics	TOTAL
Registered Voters - Total	3,240
Ballots Cast - Total	238
Voter Turnout - Total	7.35%

Trustee, Place 4 - Collin Co. Comm. College Dist.  
Vote For 1

	TOTAL	VOTE %
Tamara Thomas	95	46.80%
Staci L. Weaver	108	53.20%
Total Votes Cast	203	100.00%
Overvotes	0	
Undervotes	35	
Contest Totals	238	

Trustee, Place 5 - Collin Co. Comm. College Dist.  
Vote For 1

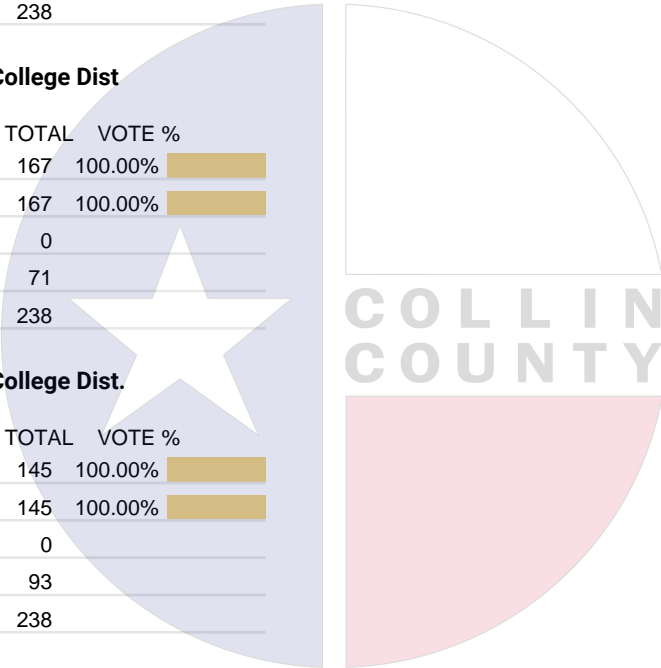
	TOTAL	VOTE %
Raj Menon	167	100.00%
Total Votes Cast	167	100.00%
Overvotes	0	
Undervotes	71	
Contest Totals	238	

Trustee, Place 6 - Collin Co. Comm. College Dist.  
Vote For 1

	TOTAL	VOTE %
Justin Adcock	145	100.00%
Total Votes Cast	145	100.00%
Overvotes	0	
Undervotes	93	
Contest Totals	238	

Councilmember, Place No. 2, District No. 2 – City of Plano  
Vote For 1

	TOTAL	VOTE %
Bob Kehr	93	43.26%
Carson K. Underwood	47	21.86%
Douglas Reeves	75	34.88%
Total Votes Cast	215	100.00%
Overvotes	0	
Undervotes	23	
Contest Totals	238	



Collin County Seal  
Watermark Seal for Collin County,  
Collin County Government

## PCT 014

### Councilmember, Place No. 4, District No. 4 – City of Plano

Vote For 1

	TOTAL	VOTE %	
Cody Weaver	104	50.24%	<div><div></div></div>
Christene “Chris” Krupa Downs	103	49.76%	<div><div></div></div>
Total Votes Cast	207	100.00%	<div><div></div></div>
Overvotes	0		
Undervotes	31		
Contest Totals	238		

### Councilmember, Place No. 6, Mayor – City of Plano

Vote For 1

	TOTAL	VOTE %	
John Muns	176	100.00%	<div><div></div></div>
Total Votes Cast	176	100.00%	<div><div></div></div>
Overvotes	0		
Undervotes	62		
Contest Totals	238		

### Councilmember, Place No. 8 – City of Plano

Vote For 1

	TOTAL	VOTE %	
Vidal Quintanilla	103	49.05%	<div><div></div></div>
Hayden Padgett	107	50.95%	<div><div></div></div>
Total Votes Cast	210	100.00%	<div><div></div></div>
Overvotes	0		
Undervotes	28		
Contest Totals	238		

### Councilmember, Place No. 5, Unexpired Term – City of Plano


Vote For 1

	TOTAL	VOTE %	
Gary Cary	93	44.71%	<div><div></div></div>
Steve Lavine	115	55.29%	<div><div></div></div>
Total Votes Cast	208	100.00%	<div><div></div></div>
Overvotes	0		
Undervotes	30		
Contest Totals	238		

### Proposition A – City of Plano

Vote For 1

	TOTAL	VOTE %	
For	150	64.66%	<div><div></div></div>
Against	82	35.34%	<div><div></div></div>
Total Votes Cast	232	100.00%	<div><div></div></div>
Overvotes	0		
Undervotes	6		
Contest Totals	238		



## PCT 014

### Proposition B – City of Plano

Vote For 1

	TOTAL	VOTE %	
For	125	53.65%	<div><div></div></div>
Against	108	46.35%	<div><div></div></div>
Total Votes Cast	233	100.00%	<div><div></div></div>
Overvotes	0		
Undervotes	5		
Contest Totals	238		

### Proposition C – City of Plano

Vote For 1

	TOTAL	VOTE %	
For	130	56.77%	<div><div></div></div>
Against	99	43.23%	<div><div></div></div>
Total Votes Cast	229	100.00%	<div><div></div></div>
Overvotes	0		
Undervotes	9		
Contest Totals	238		

### Proposition D – City of Plano

Vote For 1

	TOTAL	VOTE %	
For	137	60.62%	<div><div></div></div>
Against	89	39.38%	<div><div></div></div>
Total Votes Cast	226	100.00%	<div><div></div></div>
Overvotes	0		
Undervotes	12		
Contest Totals	238		

### Proposition E – City of Plano

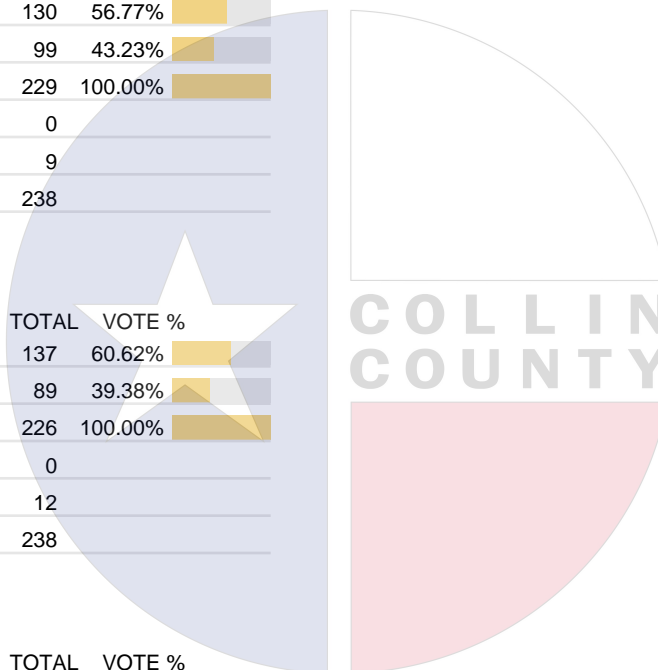
Vote For 1

	TOTAL	VOTE %	
For	96	42.67%	<div><div></div></div>
Against	129	57.33%	<div><div></div></div>
Total Votes Cast	225	100.00%	<div><div></div></div>
Overvotes	0		
Undervotes	13		
Contest Totals	238		

### Proposition F – City of Plano

Vote For 1

	TOTAL	VOTE %	
For	119	52.19%	<div><div></div></div>
Against	109	47.81%	<div><div></div></div>
Total Votes Cast	228	100.00%	<div><div></div></div>
Overvotes	0		
Undervotes	10		
Contest Totals	238		



Collin County Seal  
Watermark Seal for Collin County.  
Collin County Government

## PCT 014

### Proposition G – City of Plano

Vote For 1

	TOTAL	VOTE %	
For	139	61.23%	<div><div></div></div>
Against	88	38.77%	<div><div></div></div>
Total Votes Cast	227	100.00%	<div><div></div></div>
Overvotes	0		
Undervotes	11		
Contest Totals	238		

### Trustee, Place 1 – Frisco ISD

Vote For 1

	TOTAL	VOTE %	
Amit Kalra	42	24.28%	<div><div></div></div>
Suresh Manduva	80	46.24%	<div><div></div></div>
Muni Janagarajan	51	29.48%	<div><div></div></div>
Total Votes Cast	173	100.00%	<div><div></div></div>
Overvotes	0		
Undervotes	65		
Contest Totals	238		

### Trustee, Place 2 – Frisco ISD

Vote For 1

	TOTAL	VOTE %	
Melanie Barrios Jones	71	37.37%	<div><div></div></div>
Ange Yao	25	13.16%	<div><div></div></div>
Renee Sample	94	49.47%	<div><div></div></div>
Total Votes Cast	190	100.00%	<div><div></div></div>
Overvotes	0		
Undervotes	48		
Contest Totals	238		

### Trustee, Place 3 – Frisco ISD

Vote For 1

	TOTAL	VOTE %	
Stuart Shulman	89	46.84%	<div><div></div></div>
Stephanie Elad	101	53.16%	<div><div></div></div>
Total Votes Cast	190	100.00%	<div><div></div></div>
Overvotes	0		
Undervotes	48		
Contest Totals	238		

Collin County Seal  
Watermark Seal for Collin County,  
Collin County Government

PCT 015

Statistics	TOTAL
Registered Voters - Total	1,574
Ballots Cast - Total	164
Voter Turnout - Total	10.42%

Trustee, Place 4 - Collin Co. Comm. College Dist.  
Vote For 1

	TOTAL	VOTE %
Tamara Thomas	62	40.00%
Staci L. Weaver	93	60.00%
Total Votes Cast	155	100.00%
Overvotes	0	
Undervotes	9	
Contest Totals	164	

Trustee, Place 5 - Collin Co. Comm. College Dist.  
Vote For 1

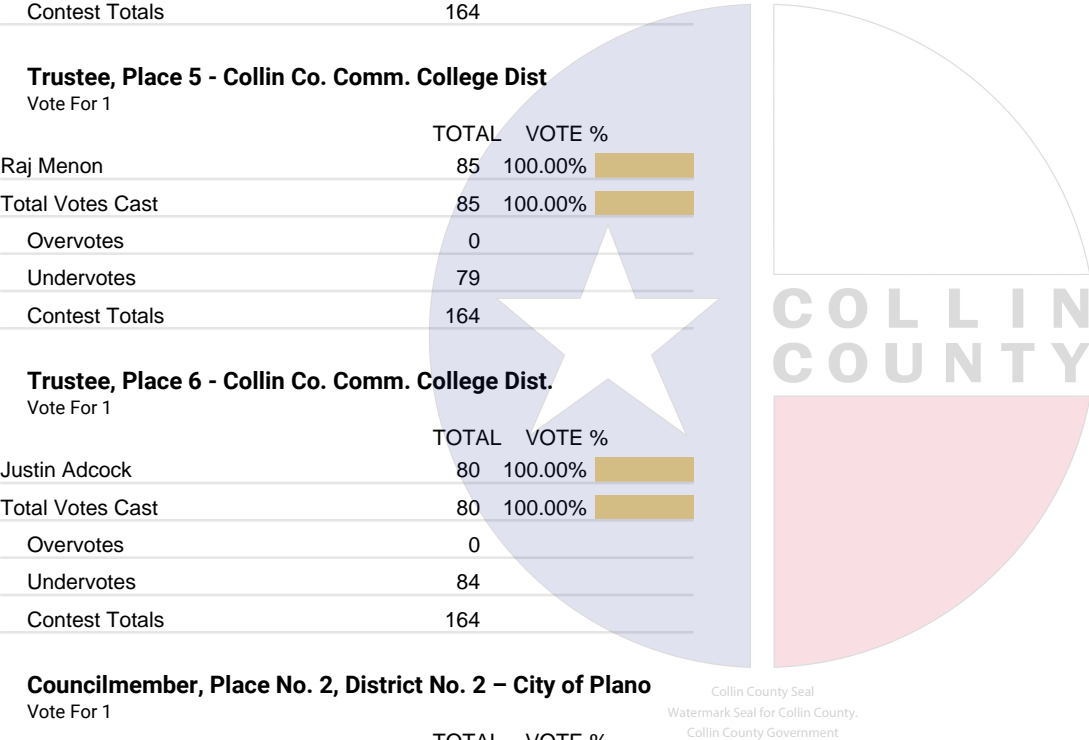
	TOTAL	VOTE %
Raj Menon	85	100.00%
Total Votes Cast	85	100.00%
Overvotes	0	
Undervotes	79	
Contest Totals	164	

Trustee, Place 6 - Collin Co. Comm. College Dist.  
Vote For 1

	TOTAL	VOTE %
Justin Adcock	80	100.00%
Total Votes Cast	80	100.00%
Overvotes	0	
Undervotes	84	
Contest Totals	164	

Councilmember, Place No. 2, District No. 2 – City of Plano  
Vote For 1

	TOTAL	VOTE %
Bob Kehr	65	41.67%
Carson K. Underwood	28	17.95%
Douglas Reeves	63	40.38%
Total Votes Cast	156	100.00%
Overvotes	0	
Undervotes	8	
Contest Totals	164	



## PCT 015

### Councilmember, Place No. 4, District No. 4 – City of Plano

Vote For 1

	TOTAL	VOTE %	
Cody Weaver	89	58.55%	<div><div></div></div>
Christene “Chris” Krupa Downs	63	41.45%	<div><div></div></div>
Total Votes Cast	152	100.00%	<div><div></div></div>
Overvotes	0		
Undervotes	12		
Contest Totals	164		

### Councilmember, Place No. 6, Mayor – City of Plano

Vote For 1

	TOTAL	VOTE %	
John Muns	109	100.00%	<div><div></div></div>
Total Votes Cast	109	100.00%	<div><div></div></div>
Overvotes	0		
Undervotes	55		
Contest Totals	164		

### Councilmember, Place No. 8 – City of Plano

Vote For 1

	TOTAL	VOTE %	
Vidal Quintanilla	69	46.00%	<div><div></div></div>
Hayden Padgett	81	54.00%	<div><div></div></div>
Total Votes Cast	150	100.00%	<div><div></div></div>
Overvotes	0		
Undervotes	14		
Contest Totals	164		

### Councilmember, Place No. 5, Unexpired Term – City of Plano

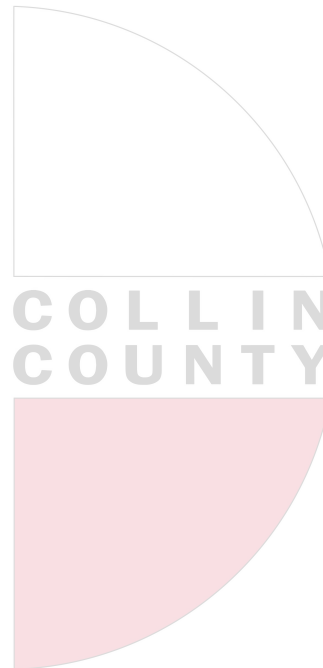
Vote For 1

	TOTAL	VOTE %	
Gary Cary	84	54.55%	<div><div></div></div>
Steve Lavine	70	45.45%	<div><div></div></div>
Total Votes Cast	154	100.00%	<div><div></div></div>
Overvotes	0		
Undervotes	10		
Contest Totals	164		

### Proposition A – City of Plano

Vote For 1

	TOTAL	VOTE %	
For	89	55.62%	<div><div></div></div>
Against	71	44.38%	<div><div></div></div>
Total Votes Cast	160	100.00%	<div><div></div></div>
Overvotes	0		
Undervotes	4		
Contest Totals	164		



PCT 015

Proposition B – City of Plano  
Vote For 1

	TOTAL	VOTE %	
For	88	55.00%	<div><div></div></div>
Against	72	45.00%	<div><div></div></div>
Total Votes Cast	160	100.00%	<div><div></div></div>
Overvotes	0		
Undervotes	4		
Contest Totals	164		

Proposition C – City of Plano  
Vote For 1

	TOTAL	VOTE %	
For	89	56.33%	<div><div></div></div>
Against	69	43.67%	<div><div></div></div>
Total Votes Cast	158	100.00%	<div><div></div></div>
Overvotes	0		
Undervotes	6		
Contest Totals	164		

Proposition D – City of Plano  
Vote For 1

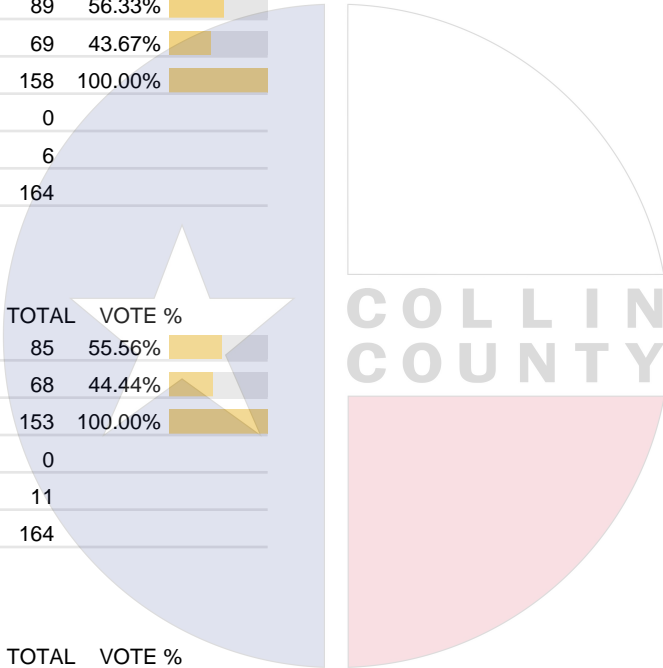
	TOTAL	VOTE %	
For	85	55.56%	<div><div></div></div>
Against	68	44.44%	<div><div></div></div>
Total Votes Cast	153	100.00%	<div><div></div></div>
Overvotes	0		
Undervotes	11		
Contest Totals	164		

Proposition E – City of Plano  
Vote For 1

	TOTAL	VOTE %	
For	78	50.98%	<div><div></div></div>
Against	75	49.02%	<div><div></div></div>
Total Votes Cast	153	100.00%	<div><div></div></div>
Overvotes	0		
Undervotes	11		
Contest Totals	164		

Proposition F – City of Plano  
Vote For 1

	TOTAL	VOTE %	
For	87	55.77%	<div><div></div></div>
Against	69	44.23%	<div><div></div></div>
Total Votes Cast	156	100.00%	<div><div></div></div>
Overvotes	0		
Undervotes	8		
Contest Totals	164		



Collin County Seal  
Watermark Seal for Collin County.  
Collin County Government

PCT 015

Proposition G – City of Plano  
Vote For 1

	TOTAL	VOTE %	
For	95	60.51%	<div><div></div></div>
Against	62	39.49%	<div><div></div></div>
Total Votes Cast	157	100.00%	<div><div></div></div>
Overvotes	0		
Undervotes	7		
Contest Totals	164		

Trustee, Place 1 – Plano ISD  
Vote For 1

	TOTAL	VOTE %	
Lauren Tyra	88	100.00%	<div><div></div></div>
Total Votes Cast	88	100.00%	<div><div></div></div>
Overvotes	0		
Undervotes	76		
Contest Totals	164		

Trustee, Place 2 – Plano ISD  
Vote For 1

	TOTAL	VOTE %	
Sam Johnson	108	84.38%	<div><div></div></div>
Xiomar Pierre	20	15.62%	<div><div></div></div>
Total Votes Cast	128	100.00%	<div><div></div></div>
Overvotes	0		
Undervotes	36		
Contest Totals	164		

Trustee, Place 3 – Plano ISD  
Vote For 1

	TOTAL	VOTE %	
Nancy C. Humphrey	76	59.38%	<div><div></div></div>
Harper Weaver	52	40.62%	<div><div></div></div>
Total Votes Cast	128	100.00%	<div><div></div></div>
Overvotes	0		
Undervotes	36		
Contest Totals	164		

Trustee, Place 6 – Plano ISD  
Vote For 1

	TOTAL	VOTE %	
Andrew Rettke	14	10.07%	<div><div></div></div>
Elisa Klein	70	50.36%	<div><div></div></div>
Dash Weerasinghe	55	39.57%	<div><div></div></div>
Total Votes Cast	139	100.00%	<div><div></div></div>
Overvotes	0		
Undervotes	25		
Contest Totals	164		



PCT 016

Statistics	TOTAL
Registered Voters - Total	5,943
Ballots Cast - Total	639
Voter Turnout - Total	10.75%

Trustee, Place 4 - Collin Co. Comm. College Dist.  
Vote For 1

	TOTAL	VOTE %
Tamara Thomas	179	38.25%
Staci L. Weaver	289	61.75%
Total Votes Cast	468	100.00%
Overvotes	0	
Undervotes	171	
Contest Totals	639	

Trustee, Place 5 - Collin Co. Comm. College Dist.  
Vote For 1

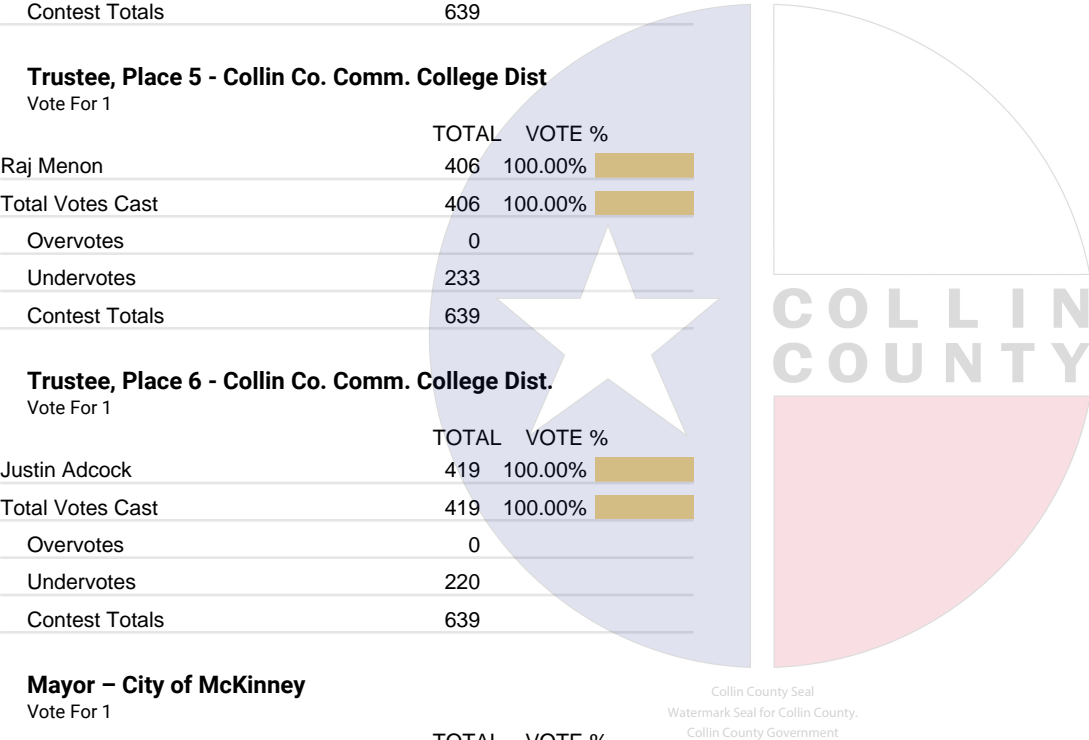
	TOTAL	VOTE %
Raj Menon	406	100.00%
Total Votes Cast	406	100.00%
Overvotes	0	
Undervotes	233	
Contest Totals	639	

Trustee, Place 6 - Collin Co. Comm. College Dist.  
Vote For 1

	TOTAL	VOTE %
Justin Adcock	419	100.00%
Total Votes Cast	419	100.00%
Overvotes	0	
Undervotes	220	
Contest Totals	639	

Mayor – City of McKinney  
Vote For 1

	TOTAL	VOTE %
Matt “Doc” Rostami	0	0.00%
Taylor Willingham	0	0.00%
Bill Cox	0	0.00%
Scott Sanford	3	100.00%
Total Votes Cast	3	100.00%
Overvotes	0	
Undervotes	0	
Contest Totals	3	



PCT 016

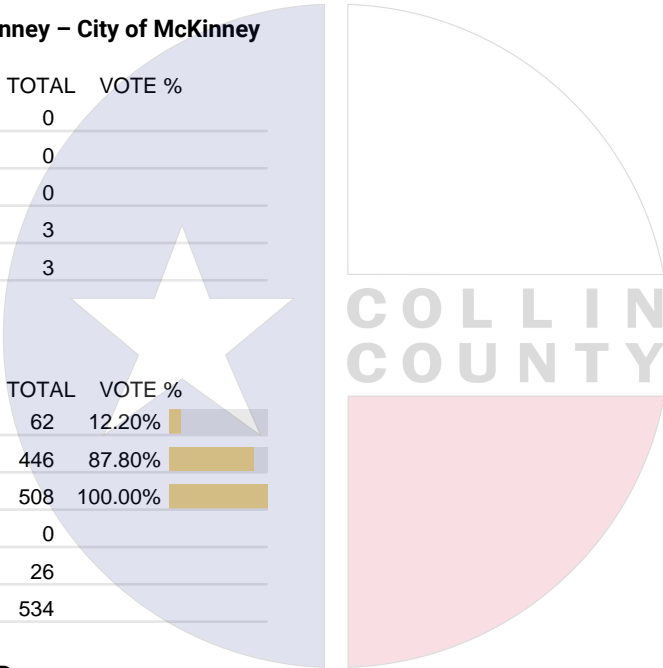
Council Member, At-Large No. 1 – City of McKinney		
Vote For 1		
	TOTAL	VOTE %
Brian J. Magnuson	0	0.00%
Derrick Tarver	0	0.00%
Ernest Lynch	0	0.00%
Taha Ansari	0	0.00%
Jim Garrison	1	100.00%
Total Votes Cast	1	100.00%
Overvotes	0	
Undervotes	2	
Contest Totals	3	

Council Member, District No. 1, McKinney – City of McKinney		
Vote For 1		
	TOTAL	VOTE %
Justin Beller	0	
Total Votes Cast	0	
Overvotes	0	
Undervotes	3	
Contest Totals	3	

Mayor – City of Melissa		
Vote For 1		
	TOTAL	VOTE %
Rajae Kennedy	62	12.20%
Jay Northcut	446	87.80%
Total Votes Cast	508	100.00%
Overvotes	0	
Undervotes	26	
Contest Totals	534	

Board of Trustees, Place 1 – Anna ISD		
Vote For 1		
	TOTAL	VOTE %
Tiffany Terry	2	100.00%
Total Votes Cast	2	100.00%
Overvotes	0	
Undervotes	0	
Contest Totals	2	

Board of Trustees, Place 3 – Anna ISD		
Vote For 1		
	TOTAL	VOTE %
Jose Vargas	2	100.00%
Total Votes Cast	2	100.00%
Overvotes	0	
Undervotes	0	
Contest Totals	2	



Collin County Seal  
Watermark Seal for Collin County,  
Collin County Government

## PCT 016

### Board of Trustees, Place 4 – Anna ISD

Vote For 1

	TOTAL	VOTE %	
Kavanski Morrison	0	0.00%	
Cody Bridwell	2	100.00%	
Eliana Mellet	0	0.00%	
Carrie Butler	0	0.00%	
Total Votes Cast	2	100.00%	
Overvotes	0		
Undervotes	0		
Contest Totals	2		

### Board of Trustees, Place 2 – McKinney ISD

Vote For 1

	TOTAL	VOTE %	
Kenneth Ussery	67	76.14%	
Deborah Klosky	21	23.86%	
Total Votes Cast	88	100.00%	
Overvotes	0		
Undervotes	5		
Contest Totals	93		

### Board of Trustees, Place 7 – McKinney ISD

Vote For 1

	TOTAL	VOTE %	
Harvey Oaxaca	63	100.00%	
Total Votes Cast	63	100.00%	
Overvotes	0		
Undervotes	30		
Contest Totals	93		

### Trustee, Place 6 – Melissa ISD

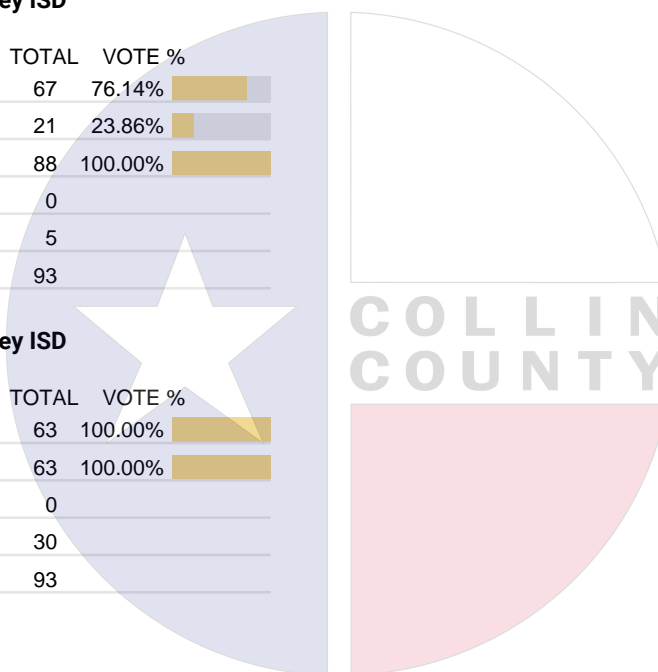
Vote For 1

	TOTAL	VOTE %	
Amy Feagin	402	100.00%	
Total Votes Cast	402	100.00%	
Overvotes	0		
Undervotes	142		
Contest Totals	544		

### Trustee, Place 7 – Melissa ISD

Vote For 1

	TOTAL	VOTE %	
Paul Anderson	278	59.91%	
Robyn Brown	186	40.09%	
Total Votes Cast	464	100.00%	
Overvotes	0		
Undervotes	80		
Contest Totals	544		



Collin County Seal  
Watermark Seal for Collin County.  
Collin County Government

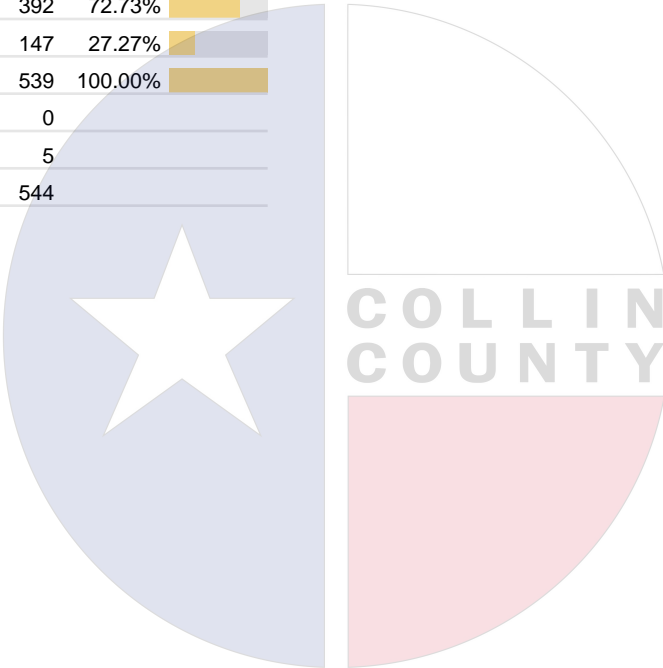
PCT 016

Proposition A – Melissa ISD  
Vote For 1

	TOTAL	VOTE %	
FOR	385	71.43%	<div><div></div></div>
AGAINST	154	28.57%	<div><div></div></div>
Total Votes Cast	539	100.00%	<div><div></div></div>
Overvotes	0		
Undervotes	5		
Contest Totals	544		

Proposition B – Melissa ISD  
Vote For 1

	TOTAL	VOTE %	
FOR	392	72.73%	<div><div></div></div>
AGAINST	147	27.27%	<div><div></div></div>
Total Votes Cast	539	100.00%	<div><div></div></div>
Overvotes	0		
Undervotes	5		
Contest Totals	544		



Collin County Seal  
Watermark Seal for Collin County.  
Collin County Government

PCT 017

Statistics	TOTAL
Registered Voters - Total	6,019
Ballots Cast - Total	364
Voter Turnout - Total	6.05%

Trustee, Place 4 - Collin Co. Comm. College Dist.  
Vote For 1

	TOTAL	VOTE %
Tamara Thomas	123	39.42%
Staci L. Weaver	189	60.58%
Total Votes Cast	312	100.00%
Overvotes	0	
Undervotes	52	
Contest Totals	364	

Trustee, Place 5 - Collin Co. Comm. College Dist.  
Vote For 1

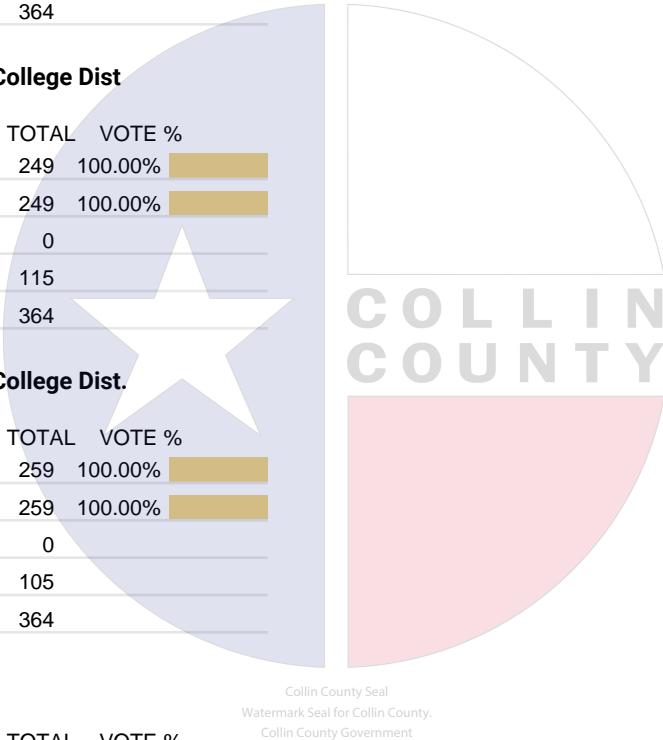
	TOTAL	VOTE %
Raj Menon	249	100.00%
Total Votes Cast	249	100.00%
Overvotes	0	
Undervotes	115	
Contest Totals	364	

Trustee, Place 6 - Collin Co. Comm. College Dist.  
Vote For 1

	TOTAL	VOTE %
Justin Adcock	259	100.00%
Total Votes Cast	259	100.00%
Overvotes	0	
Undervotes	105	
Contest Totals	364	

City Council, Place 2 – City of Anna  
Vote For 1

	TOTAL	VOTE %
Allison Inesta	96	27.67%
Nichole Hunt	80	23.05%
Hugh F. Heath	32	9.22%
Nathan Bryan	139	40.06%
Total Votes Cast	347	100.00%
Overvotes	0	
Undervotes	11	
Contest Totals	358	



## PCT 017

### City Council, Place 4 – City of Anna

Vote For 1

	TOTAL	VOTE %	
Lee Miller	100	29.24%	<div><div></div></div>
Kelly Herndon	242	70.76%	<div><div></div></div>
Total Votes Cast	342	100.00%	<div><div></div></div>
Overvotes	0		
Undervotes	16		
Contest Totals	358		

### City Council, Place 6 – City of Anna

Vote For 1

	TOTAL	VOTE %	
Randy Atchley	115	33.43%	<div><div></div></div>
Manny Singh	229	66.57%	<div><div></div></div>
Total Votes Cast	344	100.00%	<div><div></div></div>
Overvotes	0		
Undervotes	14		
Contest Totals	358		

### Board of Trustees, Place 1 – Anna ISD

Vote For 1

	TOTAL	VOTE %	
Tiffany Terry	274	100.00%	<div><div></div></div>
Total Votes Cast	274	100.00%	<div><div></div></div>
Overvotes	0		
Undervotes	87		
Contest Totals	361		

### Board of Trustees, Place 3 – Anna ISD

Vote For 1

	TOTAL	VOTE %	
Jose Vargas	270	100.00%	<div><div></div></div>
Total Votes Cast	270	100.00%	<div><div></div></div>
Overvotes	0		
Undervotes	91		
Contest Totals	361		

### Board of Trustees, Place 4 – Anna ISD

Vote For 1

	TOTAL	VOTE %	
Kavanski Morrison	66	20.12%	<div><div></div></div>
Cody Bridwell	150	45.73%	<div><div></div></div>
Eliana Mellet	31	9.45%	<div><div></div></div>
Carrie Butler	81	24.70%	<div><div></div></div>
Total Votes Cast	328	100.00%	<div><div></div></div>
Overvotes	0		
Undervotes	33		
Contest Totals	361		

Collin County Seal  
Watermark Seal for Collin County,  
Collin County Government

PCT 017

Proposition A – Collin County MUD No. 12

	TOTAL	VOTE %	
FOR DISTRICT	1	100.00%	<div></div>
AGAINST DISTRICT	0	0.00%	<div></div>
Total Votes Cast	1	100.00%	<div></div>
Overvotes	0		
Undervotes	0		
Contest Totals	1		

Proposition B – Collin County MUD NO. 12

	TOTAL	VOTE %	
FOR	1	100.00%	<div></div>
AGAINST	0	0.00%	<div></div>
Total Votes Cast	1	100.00%	<div></div>
Overvotes	0		
Undervotes	0		
Contest Totals	1		

Proposition C – Collin County MUD NO. 12

	TOTAL	VOTE %	
FOR	1	100.00%	<div></div>
AGAINST	0	0.00%	<div></div>
Total Votes Cast	1	100.00%	<div></div>
Overvotes	0		
Undervotes	0		
Contest Totals	1		

Proposition D – Collin County MUD NO. 12

	TOTAL	VOTE %	
FOR	1	100.00%	<div></div>
AGAINST	0	0.00%	<div></div>
Total Votes Cast	1	100.00%	<div></div>
Overvotes	0		
Undervotes	0		
Contest Totals	1		


Proposition E – Collin County MUD NO. 12

	TOTAL	VOTE %	
FOR	1	100.00%	<div></div>
AGAINST	0	0.00%	<div></div>
Total Votes Cast	1	100.00%	<div></div>
Overvotes	0		
Undervotes	0		
Contest Totals	1		

PCT 017

Directors, Collin County MUD NO. 12  
Vote For 5

	TOTAL	VOTE %	
Samuel "Brannon" Farrow	1	20.00%	<div><div></div></div>
Maxwell Carr Roberts	1	20.00%	<div><div></div></div>
Kyle Thomas Kooda	1	20.00%	<div><div></div></div>
Rian Rahimi	1	20.00%	<div><div></div></div>
Nicole Ann Stoeckel	1	20.00%	<div><div></div></div>
Total Votes Cast	5	100.00%	<div><div></div></div>
Overvotes	0		
Undervotes	0		
Contest Totals	5		



Collin County Seal  
Watermark Seal for Collin County.  
Collin County Government



PCT 018

Statistics	TOTAL
Registered Voters - Total	991
Ballots Cast - Total	32
Voter Turnout - Total	3.23%

Trustee, Place 4 - Collin Co. Comm. College Dist.  
Vote For 1

	TOTAL	VOTE %
Tamara Thomas	7	29.17%
Staci L. Weaver	17	70.83%
Total Votes Cast	24	100.00%
Overvotes	0	
Undervotes	8	
Contest Totals	32	

Trustee, Place 5 - Collin Co. Comm. College Dist.  
Vote For 1

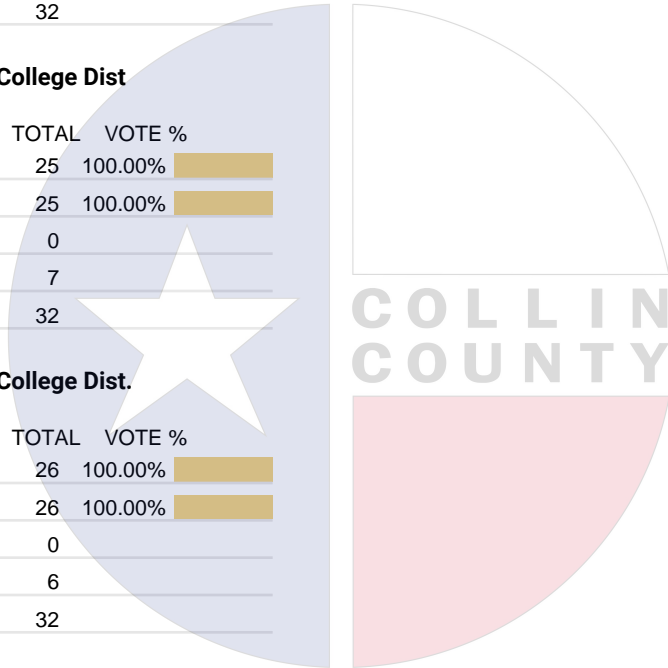
	TOTAL	VOTE %
Raj Menon	25	100.00%
Total Votes Cast	25	100.00%
Overvotes	0	
Undervotes	7	
Contest Totals	32	

Trustee, Place 6 - Collin Co. Comm. College Dist.  
Vote For 1

	TOTAL	VOTE %
Justin Adcock	26	100.00%
Total Votes Cast	26	100.00%
Overvotes	0	
Undervotes	6	
Contest Totals	32	

City Council, Place 2 – City of Anna  
Vote For 1

	TOTAL	VOTE %
Allison Inesta	0	
Nichole Hunt	0	
Hugh F. Heath	0	
Nathan Bryan	0	
Total Votes Cast	0	
Overvotes	0	
Undervotes	0	
Contest Totals	0	



Collin County Seal  
Watermark Seal for Collin County.  
Collin County Government

## PCT 018

### City Council, Place 4 – City of Anna

Vote For 1

	TOTAL	VOTE %
Lee Miller	0	
Kelly Herndon	0	
Total Votes Cast	0	
Overvotes	0	
Undervotes	0	
Contest Totals	0	

### City Council, Place 6 – City of Anna

Vote For 1

	TOTAL	VOTE %
Randy Atchley	0	
Manny Singh	0	
Total Votes Cast	0	
Overvotes	0	
Undervotes	0	
Contest Totals	0	

### Board of Trustees, Place 1 – Anna ISD

Vote For 1

	TOTAL	VOTE %
Tiffany Terry	29	100.00%
Total Votes Cast	29	100.00%
Overvotes	0	
Undervotes	3	
Contest Totals	32	

### Board of Trustees, Place 3 – Anna ISD

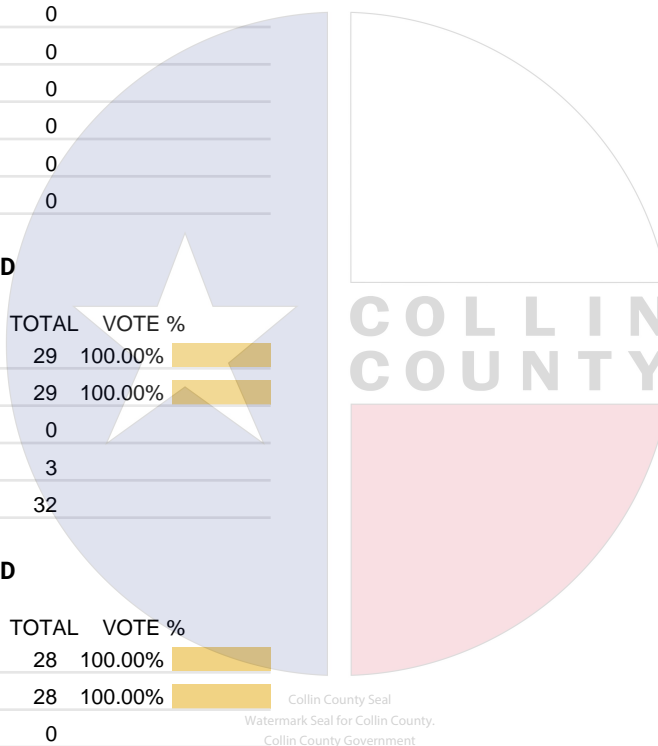
Vote For 1

	TOTAL	VOTE %
Jose Vargas	28	100.00%
Total Votes Cast	28	100.00%
Overvotes	0	
Undervotes	4	
Contest Totals	32	

### Board of Trustees, Place 4 – Anna ISD

Vote For 1

	TOTAL	VOTE %
Kavanski Morrison	5	15.62%
Cody Bridwell	26	81.25%
Eliana Mellet	0	0.00%
Carrie Butler	1	3.12%
Total Votes Cast	32	100.00%
Overvotes	0	
Undervotes	0	
Contest Totals	32	



PCT 018

Trustee, Place 2 – Blue Ridge ISD

	TOTAL	VOTE %
Matt Grier	0	
Total Votes Cast	0	
Overvotes	0	
Undervotes	0	
Contest Totals	0	

Trustee, Place 4 – Blue Ridge ISD

	TOTAL	VOTE %
Eddie Childers	0	
Jenna Capps	0	
Total Votes Cast	0	
Overvotes	0	
Undervotes	0	
Contest Totals	0	

Trustee, Place 6 – Blue Ridge ISD

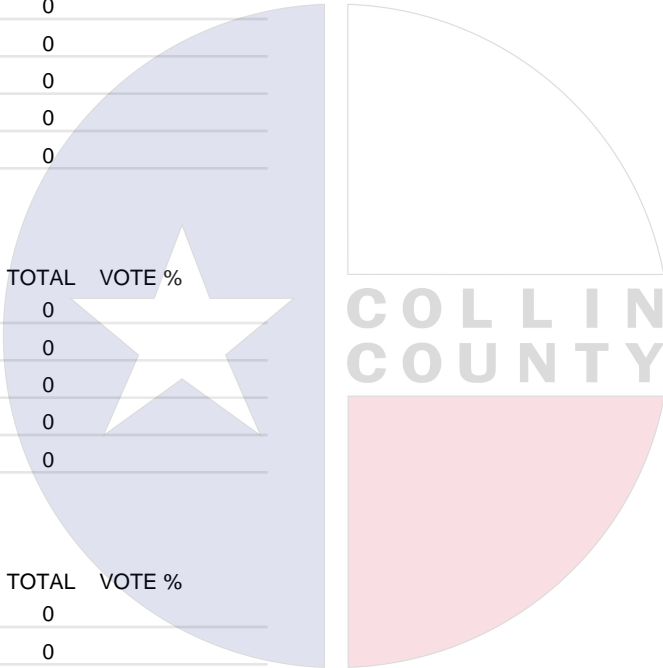
	TOTAL	VOTE %
Scott Cessna	0	
Total Votes Cast	0	
Overvotes	0	
Undervotes	0	
Contest Totals	0	

Trustee, Place 7 – Blue Ridge ISD

	TOTAL	VOTE %
John Gaulden	0	
Total Votes Cast	0	
Overvotes	0	
Undervotes	0	
Contest Totals	0	

Proposition A – Blue Ridge ISD

	TOTAL	VOTE %
FOR	0	
AGAINST	0	
Total Votes Cast	0	
Overvotes	0	
Undervotes	0	
Contest Totals	0	



Collin County Seal  
Watermark Seal for Collin County,  
Collin County Government

PCT 019

Statistics	TOTAL
Registered Voters - Total	1,567
Ballots Cast - Total	235
Voter Turnout - Total	15.00%

Trustee, Place 4 - Collin Co. Comm. College Dist.  
Vote For 1

	TOTAL	VOTE %	
Tamara Thomas	86	43.00%	<div><div></div></div>
Staci L. Weaver	114	57.00%	<div><div></div></div>
Total Votes Cast	200	100.00%	<div><div></div></div>
Overvotes	0		
Undervotes	35		
Contest Totals	235		

Trustee, Place 5 - Collin Co. Comm. College Dist.  
Vote For 1

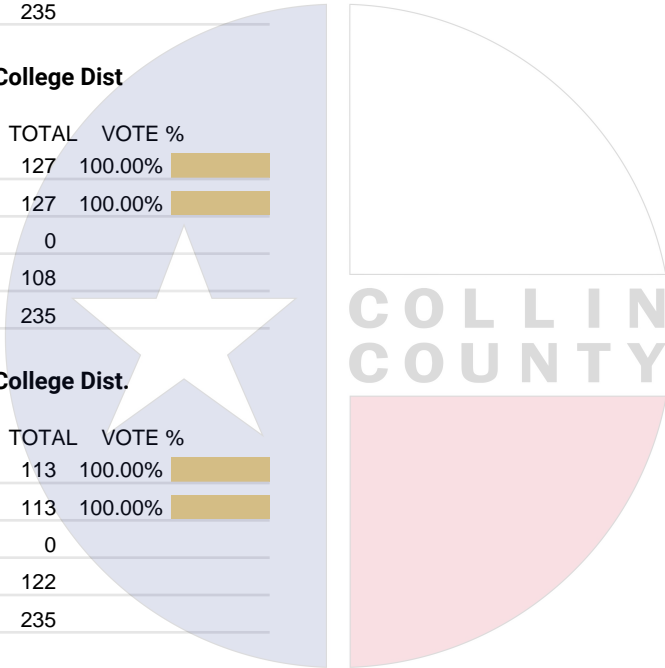
	TOTAL	VOTE %	
Raj Menon	127	100.00%	<div><div></div></div>
Total Votes Cast	127	100.00%	<div><div></div></div>
Overvotes	0		
Undervotes	108		
Contest Totals	235		

Trustee, Place 6 - Collin Co. Comm. College Dist.  
Vote For 1

	TOTAL	VOTE %	
Justin Adcock	113	100.00%	<div><div></div></div>
Total Votes Cast	113	100.00%	<div><div></div></div>
Overvotes	0		
Undervotes	122		
Contest Totals	235		

Councilmember, Place No. 2, District No. 2 – City of Plano  
Vote For 1

	TOTAL	VOTE %	
Bob Kehr	116	54.98%	<div><div></div></div>
Carson K. Underwood	45	21.33%	<div><div></div></div>
Douglas Reeves	50	23.70%	<div><div></div></div>
Total Votes Cast	211	100.00%	<div><div></div></div>
Overvotes	0		
Undervotes	24		
Contest Totals	235		



Collin County Seal  
Watermark Seal for Collin County,  
Collin County Government

## PCT 019

### Councilmember, Place No. 4, District No. 4 – City of Plano

Vote For 1

	TOTAL	VOTE %	
Cody Weaver	97	44.91%	<div><div></div></div>
Christene “Chris” Krupa Downs	119	55.09%	<div><div></div></div>
Total Votes Cast	216	100.00%	<div><div></div></div>
Overvotes	0		
Undervotes	19		
Contest Totals	235		

### Councilmember, Place No. 6, Mayor – City of Plano

Vote For 1

	TOTAL	VOTE %	
John Muns	153	100.00%	<div><div></div></div>
Total Votes Cast	153	100.00%	<div><div></div></div>
Overvotes	0		
Undervotes	82		
Contest Totals	235		

### Councilmember, Place No. 8 – City of Plano

Vote For 1

	TOTAL	VOTE %	
Vidal Quintanilla	110	52.63%	<div><div></div></div>
Hayden Padgett	99	47.37%	<div><div></div></div>
Total Votes Cast	209	100.00%	<div><div></div></div>
Overvotes	0		
Undervotes	26		
Contest Totals	235		

### Councilmember, Place No. 5, Unexpired Term – City of Plano


Vote For 1

	TOTAL	VOTE %	
Gary Cary	96	44.65%	<div><div></div></div>
Steve Lavine	119	55.35%	<div><div></div></div>
Total Votes Cast	215	100.00%	<div><div></div></div>
Overvotes	0		
Undervotes	20		
Contest Totals	235		

### Proposition A – City of Plano

Vote For 1

	TOTAL	VOTE %	
For	150	67.87%	<div><div></div></div>
Against	71	32.13%	<div><div></div></div>
Total Votes Cast	221	100.00%	<div><div></div></div>
Overvotes	0		
Undervotes	14		
Contest Totals	235		



## PCT 019

### Proposition B – City of Plano

Vote For 1

	TOTAL	VOTE %	
For	120	53.33%	<div><div></div></div>
Against	105	46.67%	<div><div></div></div>
Total Votes Cast	225	100.00%	<div><div></div></div>
Overvotes	0		
Undervotes	10		
Contest Totals	235		

### Proposition C – City of Plano

Vote For 1

	TOTAL	VOTE %	
For	131	58.22%	<div><div></div></div>
Against	94	41.78%	<div><div></div></div>
Total Votes Cast	225	100.00%	<div><div></div></div>
Overvotes	0		
Undervotes	10		
Contest Totals	235		

### Proposition D – City of Plano

Vote For 1

	TOTAL	VOTE %	
For	142	63.96%	<div><div></div></div>
Against	80	36.04%	<div><div></div></div>
Total Votes Cast	222	100.00%	<div><div></div></div>
Overvotes	0		
Undervotes	13		
Contest Totals	235		

### Proposition E – City of Plano

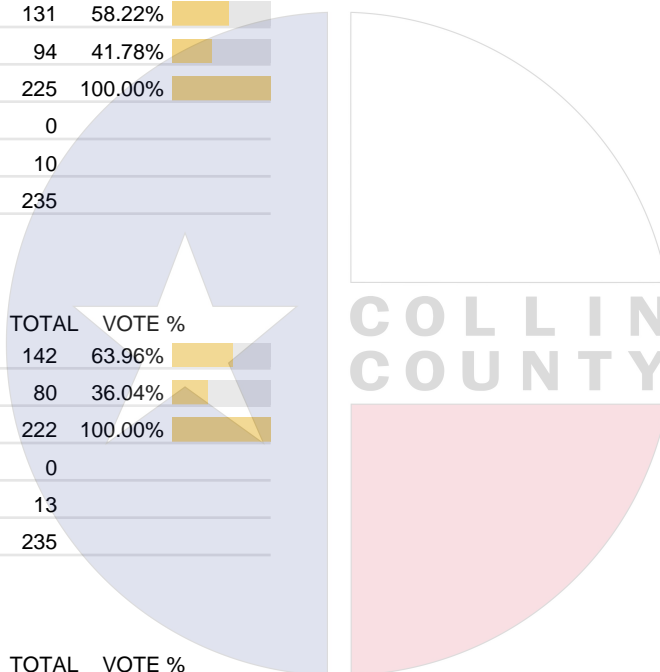
Vote For 1

	TOTAL	VOTE %	
For	115	52.75%	<div><div></div></div>
Against	103	47.25%	<div><div></div></div>
Total Votes Cast	218	100.00%	<div><div></div></div>
Overvotes	0		
Undervotes	17		
Contest Totals	235		

### Proposition F – City of Plano

Vote For 1

	TOTAL	VOTE %	
For	153	68.92%	<div><div></div></div>
Against	69	31.08%	<div><div></div></div>
Total Votes Cast	222	100.00%	<div><div></div></div>
Overvotes	0		
Undervotes	13		
Contest Totals	235		



Collin County Seal  
Watermark Seal for Collin County.  
Collin County Government

## PCT 019

### Proposition G – City of Plano

Vote For 1

	TOTAL	VOTE %	
For	166	74.11%	<div><div></div></div>
Against	58	25.89%	<div><div></div></div>
Total Votes Cast	224	100.00%	<div><div></div></div>
Overvotes	0		
Undervotes	11		
Contest Totals	235		

### Trustee, Place 1 – Plano ISD

Vote For 1

	TOTAL	VOTE %	
Lauren Tyra	143	100.00%	<div><div></div></div>
Total Votes Cast	143	100.00%	<div><div></div></div>
Overvotes	0		
Undervotes	92		
Contest Totals	235		

### Trustee, Place 2 – Plano ISD

Vote For 1

	TOTAL	VOTE %	
Sam Johnson	166	85.57%	<div><div></div></div>
Xiomar Pierre	28	14.43%	<div><div></div></div>
Total Votes Cast	194	100.00%	<div><div></div></div>
Overvotes	0		
Undervotes	41		
Contest Totals	235		

### Trustee, Place 3 – Plano ISD


Vote For 1

	TOTAL	VOTE %	
Nancy C. Humphrey	132	67.35%	<div><div></div></div>
Harper Weaver	64	32.65%	<div><div></div></div>
Total Votes Cast	196	100.00%	<div><div></div></div>
Overvotes	0		
Undervotes	39		
Contest Totals	235		

### Trustee, Place 6 – Plano ISD

Vote For 1

	TOTAL	VOTE %	
Andrew Rettke	18	8.96%	<div><div></div></div>
Elisa Klein	119	59.20%	<div><div></div></div>
Dash Weerasinghe	64	31.84%	<div><div></div></div>
Total Votes Cast	201	100.00%	<div><div></div></div>
Overvotes	0		
Undervotes	34		
Contest Totals	235		



Collin County Seal  
Watermark Seal for Collin County.  
Collin County Government

PCT 020

Statistics	TOTAL
Registered Voters - Total	2,395
Ballots Cast - Total	190
Voter Turnout - Total	7.93%

Trustee, Place 4 - Collin Co. Comm. College Dist.  
Vote For 1

	TOTAL	VOTE %
Tamara Thomas	55	40.74%
Staci L. Weaver	80	59.26%
Total Votes Cast	135	100.00%
Overvotes	0	
Undervotes	55	
Contest Totals	190	

Trustee, Place 5 - Collin Co. Comm. College Dist.  
Vote For 1

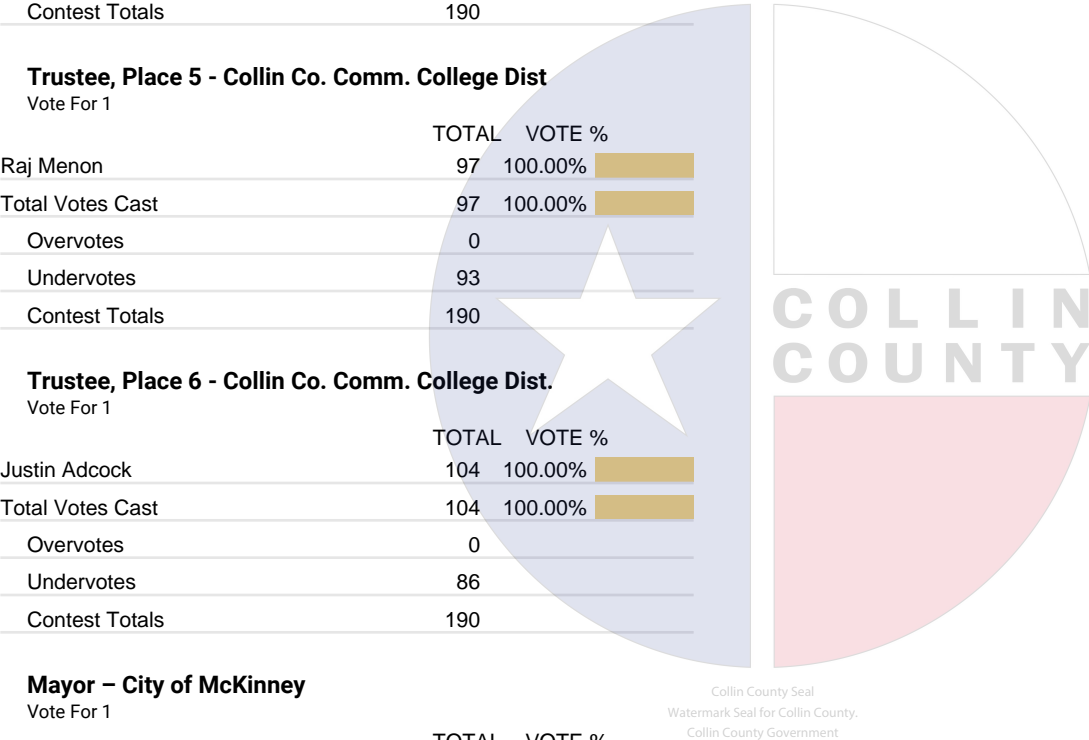
	TOTAL	VOTE %
Raj Menon	97	100.00%
Total Votes Cast	97	100.00%
Overvotes	0	
Undervotes	93	
Contest Totals	190	

Trustee, Place 6 - Collin Co. Comm. College Dist.  
Vote For 1

	TOTAL	VOTE %
Justin Adcock	104	100.00%
Total Votes Cast	104	100.00%
Overvotes	0	
Undervotes	86	
Contest Totals	190	

Mayor – City of McKinney  
Vote For 1

	TOTAL	VOTE %
Matt “Doc” Rostami	7	7.29%
Taylor Willingham	7	7.29%
Bill Cox	46	47.92%
Scott Sanford	36	37.50%
Total Votes Cast	96	100.00%
Overvotes	0	
Undervotes	3	
Contest Totals	99	





PCT 020

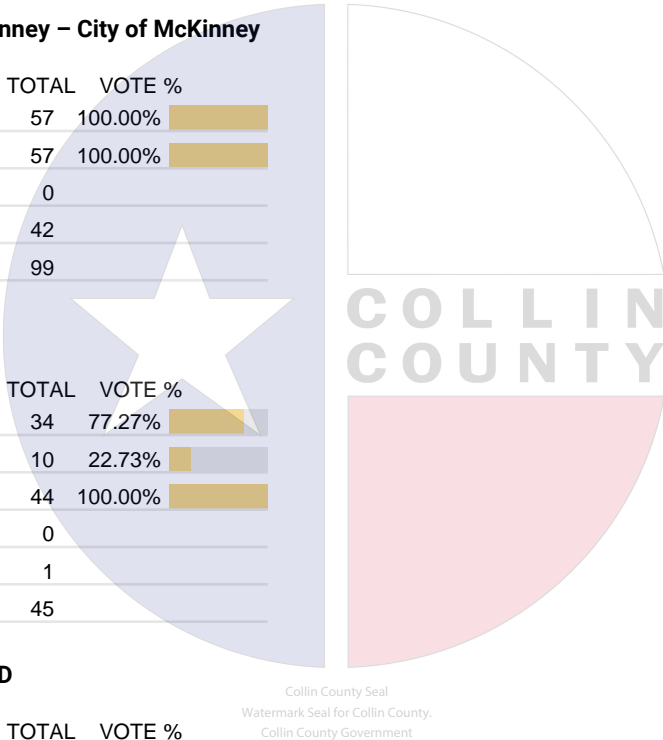
Council Member, At-Large No. 1 – City of McKinney		
Vote For 1		
	TOTAL	VOTE %
Brian J. Magnuson	10	11.63%
Derrick Tarver	21	24.42%
Ernest Lynch	21	24.42%
Taha Ansari	20	23.26%
Jim Garrison	14	16.28%
Total Votes Cast	86	100.00%
Overvotes	0	
Undervotes	13	
Contest Totals	99	

Council Member, District No. 1, McKinney – City of McKinney		
Vote For 1		
	TOTAL	VOTE %
Justin Beller	57	100.00%
Total Votes Cast	57	100.00%
Overvotes	0	
Undervotes	42	
Contest Totals	99	

Proposition A – Town of Weston		
Vote For 1		
	TOTAL	VOTE %
For	34	77.27%
Against	10	22.73%
Total Votes Cast	44	100.00%
Overvotes	0	
Undervotes	1	
Contest Totals	45	

Board of Trustees, Place 1 – Anna ISD		
Vote For 1		
	TOTAL	VOTE %
Tiffany Terry	0	
Total Votes Cast	0	
Overvotes	0	
Undervotes	0	
Contest Totals	0	

Board of Trustees, Place 3 – Anna ISD		
Vote For 1		
	TOTAL	VOTE %
Jose Vargas	0	
Total Votes Cast	0	
Overvotes	0	
Undervotes	0	
Contest Totals	0	



PCT 020

Board of Trustees, Place 4 – Anna ISD  
Vote For 1

	TOTAL	VOTE %
Kavanski Morrison	0	
Cody Bridwell	0	
Eliana Mellet	0	
Carrie Butler	0	
Total Votes Cast	0	
Overvotes	0	
Undervotes	0	
Contest Totals	0	

Board of Trustees, Place 1 – Celina ISD  
Vote For 1

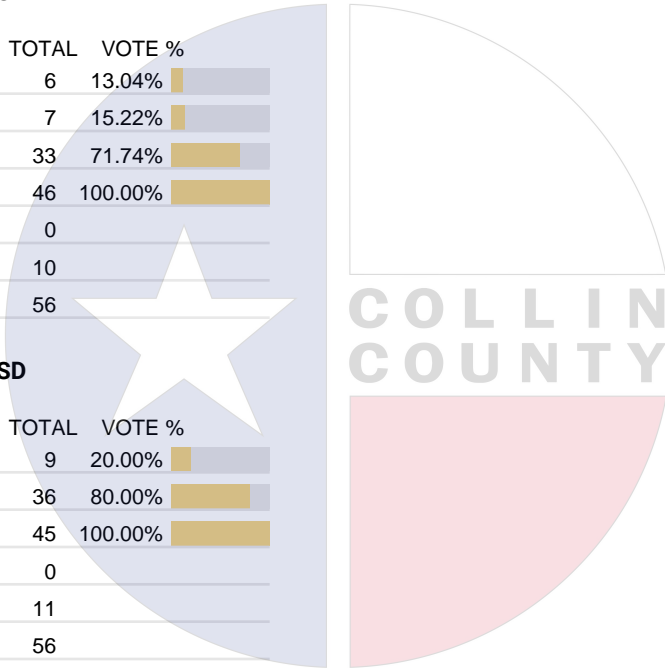
	TOTAL	VOTE %
Vicky Hogue	6	13.04%
Meagan Dungan	7	15.22%
Chuck Hansen	33	71.74%
Total Votes Cast	46	100.00%
Overvotes	0	
Undervotes	10	
Contest Totals	56	

Board of Trustees, Place 2 – Celina ISD  
Vote For 1

	TOTAL	VOTE %
Michael Wagoner	9	20.00%
Cameron Riggs	36	80.00%
Total Votes Cast	45	100.00%
Overvotes	0	
Undervotes	11	
Contest Totals	56	

Proposition A – Celina ISD  
Vote For 1

	TOTAL	VOTE %
FOR	28	50.91%
AGAINST	27	49.09%
Total Votes Cast	55	100.00%
Overvotes	0	
Undervotes	1	
Contest Totals	56	



Collin County Seal  
Watermark Seal for Collin County,  
Collin County Government

PCT 020

Proposition B – Celina ISD  
Vote For 1

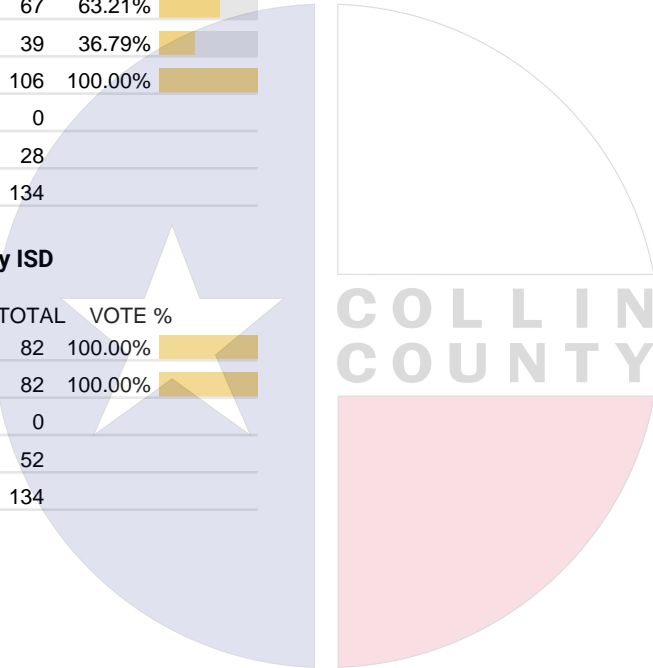
	TOTAL	VOTE %	
FOR	31	57.41%	<div><div></div></div>
AGAINST	23	42.59%	<div><div></div></div>
Total Votes Cast	54	100.00%	<div><div></div></div>
Overvotes	0		
Undervotes	2		
Contest Totals	56		

Board of Trustees, Place 2 – McKinney ISD  
Vote For 1

	TOTAL	VOTE %	
Kenneth Ussery	67	63.21%	<div><div></div></div>
Deborah Klosky	39	36.79%	<div><div></div></div>
Total Votes Cast	106	100.00%	<div><div></div></div>
Overvotes	0		
Undervotes	28		
Contest Totals	134		

Board of Trustees, Place 7 – McKinney ISD  
Vote For 1

	TOTAL	VOTE %	
Harvey Oaxaca	82	100.00%	<div><div></div></div>
Total Votes Cast	82	100.00%	<div><div></div></div>
Overvotes	0		
Undervotes	52		
Contest Totals	134		



Collin County Seal  
Watermark Seal for Collin County.  
Collin County Government

PCT 021

Statistics	TOTAL
Registered Voters - Total	4,259
Ballots Cast - Total	606
Voter Turnout - Total	14.23%

Trustee, Place 4 - Collin Co. Comm. College Dist.  
Vote For 1

	TOTAL	VOTE %
Tamara Thomas	254	47.57%
Staci L. Weaver	280	52.43%
Total Votes Cast	534	100.00%
Overvotes	0	
Undervotes	72	
Contest Totals	606	

Trustee, Place 5 - Collin Co. Comm. College Dist.  
Vote For 1

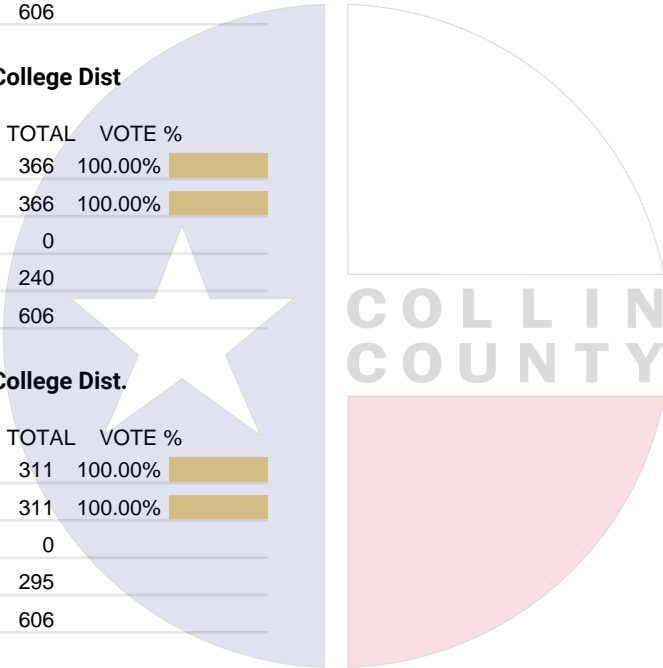
	TOTAL	VOTE %
Raj Menon	366	100.00%
Total Votes Cast	366	100.00%
Overvotes	0	
Undervotes	240	
Contest Totals	606	

Trustee, Place 6 - Collin Co. Comm. College Dist.  
Vote For 1

	TOTAL	VOTE %
Justin Adcock	311	100.00%
Total Votes Cast	311	100.00%
Overvotes	0	
Undervotes	295	
Contest Totals	606	

Councilmember, Place No. 2, District No. 2 – City of Plano  
Vote For 1

	TOTAL	VOTE %
Bob Kehr	324	56.25%
Carson K. Underwood	98	17.01%
Douglas Reeves	154	26.74%
Total Votes Cast	576	100.00%
Overvotes	0	
Undervotes	30	
Contest Totals	606	



Collin County Seal  
Watermark Seal for Collin County,  
Collin County Government

## PCT 021

### Councilmember, Place No. 4, District No. 4 – City of Plano

Vote For 1

	TOTAL	VOTE %	
Cody Weaver	259	45.76%	<div><div></div></div>
Christene “Chris” Krupa Downs	307	54.24%	<div><div></div></div>
Total Votes Cast	566	100.00%	<div><div></div></div>
Overvotes	0		
Undervotes	40		
Contest Totals	606		

### Councilmember, Place No. 6, Mayor – City of Plano

Vote For 1

	TOTAL	VOTE %	
John Muns	421	100.00%	<div><div></div></div>
Total Votes Cast	421	100.00%	<div><div></div></div>
Overvotes	0		
Undervotes	185		
Contest Totals	606		

### Councilmember, Place No. 8 – City of Plano

Vote For 1

	TOTAL	VOTE %	
Vidal Quintanilla	308	55.70%	<div><div></div></div>
Hayden Padgett	245	44.30%	<div><div></div></div>
Total Votes Cast	553	100.00%	<div><div></div></div>
Overvotes	0		
Undervotes	53		
Contest Totals	606		

### Councilmember, Place No. 5, Unexpired Term – City of Plano


Vote For 1

	TOTAL	VOTE %	
Gary Cary	229	41.04%	<div><div></div></div>
Steve Lavine	329	58.96%	<div><div></div></div>
Total Votes Cast	558	100.00%	<div><div></div></div>
Overvotes	0		
Undervotes	48		
Contest Totals	606		

### Proposition A – City of Plano

Vote For 1

	TOTAL	VOTE %	
For	418	70.97%	<div><div></div></div>
Against	171	29.03%	<div><div></div></div>
Total Votes Cast	589	100.00%	<div><div></div></div>
Overvotes	0		
Undervotes	17		
Contest Totals	606		



PCT 021

Proposition B – City of Plano  
Vote For 1

	TOTAL	VOTE %	
For	318	54.36%	<div><div></div></div>
Against	267	45.64%	<div><div></div></div>
Total Votes Cast	585	100.00%	<div><div></div></div>
Overvotes	0		
Undervotes	21		
Contest Totals	606		

Proposition C – City of Plano  
Vote For 1

	TOTAL	VOTE %	
For	348	59.39%	<div><div></div></div>
Against	238	40.61%	<div><div></div></div>
Total Votes Cast	586	100.00%	<div><div></div></div>
Overvotes	0		
Undervotes	20		
Contest Totals	606		

Proposition D – City of Plano  
Vote For 1

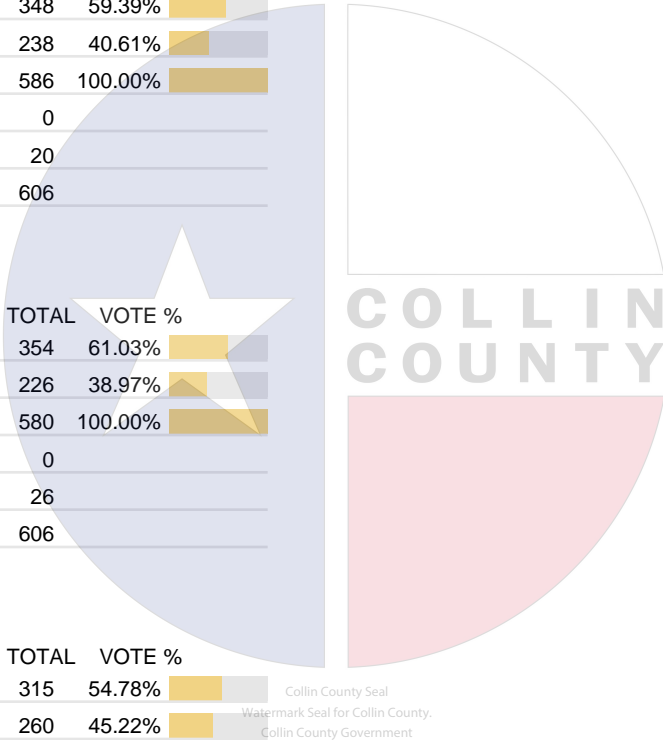
	TOTAL	VOTE %	
For	354	61.03%	<div><div></div></div>
Against	226	38.97%	<div><div></div></div>
Total Votes Cast	580	100.00%	<div><div></div></div>
Overvotes	0		
Undervotes	26		
Contest Totals	606		

Proposition E – City of Plano  
Vote For 1

	TOTAL	VOTE %	
For	315	54.78%	<div><div></div></div>
Against	260	45.22%	<div><div></div></div>
Total Votes Cast	575	100.00%	<div><div></div></div>
Overvotes	0		
Undervotes	31		
Contest Totals	606		

Proposition F – City of Plano  
Vote For 1

	TOTAL	VOTE %	
For	398	67.92%	<div><div></div></div>
Against	188	32.08%	<div><div></div></div>
Total Votes Cast	586	100.00%	<div><div></div></div>
Overvotes	0		
Undervotes	20		
Contest Totals	606		



## PCT 021

### Proposition G – City of Plano

Vote For 1

	TOTAL	VOTE %	
For	428	72.79%	<div><div></div></div>
Against	160	27.21%	<div><div></div></div>
Total Votes Cast	588	100.00%	<div><div></div></div>
Overvotes	0		
Undervotes	18		
Contest Totals	606		

### Trustee, Place 1 – Plano ISD

Vote For 1

	TOTAL	VOTE %	
Lauren Tyra	376	100.00%	<div><div></div></div>
Total Votes Cast	376	100.00%	<div><div></div></div>
Overvotes	0		
Undervotes	230		
Contest Totals	606		

### Trustee, Place 2 – Plano ISD

Vote For 1

	TOTAL	VOTE %	
Sam Johnson	456	87.69%	<div><div></div></div>
Xiomar Pierre	64	12.31%	<div><div></div></div>
Total Votes Cast	520	100.00%	<div><div></div></div>
Overvotes	0		
Undervotes	86		
Contest Totals	606		

### Trustee, Place 3 – Plano ISD


Vote For 1

	TOTAL	VOTE %	
Nancy C. Humphrey	366	69.32%	<div><div></div></div>
Harper Weaver	162	30.68%	<div><div></div></div>
Total Votes Cast	528	100.00%	<div><div></div></div>
Overvotes	0		
Undervotes	78		
Contest Totals	606		

### Trustee, Place 6 – Plano ISD

Vote For 1

	TOTAL	VOTE %	
Andrew Rettke	57	10.88%	<div><div></div></div>
Elisa Klein	294	56.11%	<div><div></div></div>
Dash Weerasinghe	173	33.02%	<div><div></div></div>
Total Votes Cast	524	100.00%	<div><div></div></div>
Overvotes	0		
Undervotes	82		
Contest Totals	606		



Collin County Seal  
Watermark Seal for Collin County,  
Collin County Government

PCT 022

Statistics	TOTAL
Registered Voters - Total	5,098
Ballots Cast - Total	885
Voter Turnout - Total	17.36%

Trustee, Place 4 - Collin Co. Comm. College Dist.  
Vote For 1

	TOTAL	VOTE %
Tamara Thomas	162	27.18%
Staci L. Weaver	434	72.82%
Total Votes Cast	596	100.00%
Overvotes	0	
Undervotes	289	
Contest Totals	885	

Trustee, Place 5 - Collin Co. Comm. College Dist.  
Vote For 1

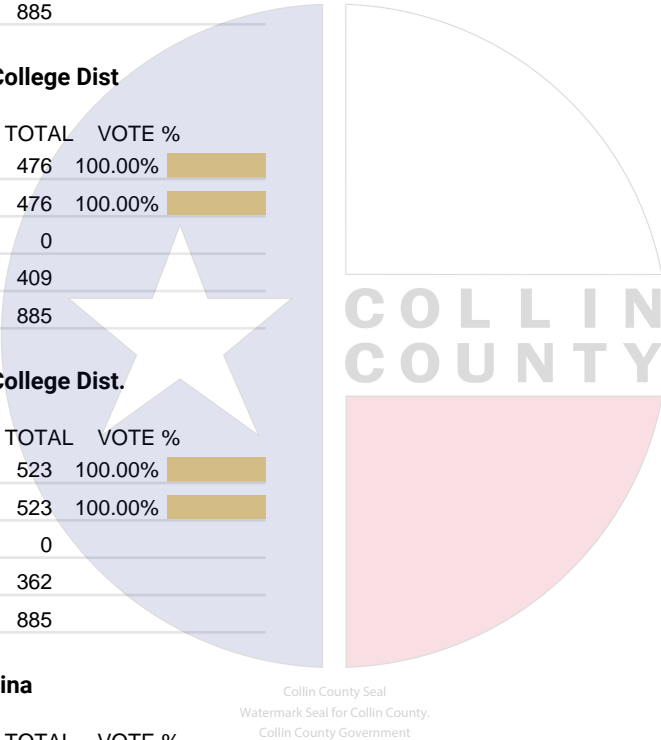
	TOTAL	VOTE %
Raj Menon	476	100.00%
Total Votes Cast	476	100.00%
Overvotes	0	
Undervotes	409	
Contest Totals	885	

Trustee, Place 6 - Collin Co. Comm. College Dist.  
Vote For 1

	TOTAL	VOTE %
Justin Adcock	523	100.00%
Total Votes Cast	523	100.00%
Overvotes	0	
Undervotes	362	
Contest Totals	885	

Councilmember, Place 1 - City of Celina  
Vote For 1

	TOTAL	VOTE %
Dorothy Allan	343	45.31%
Philip Ferguson	414	54.69%
Total Votes Cast	757	100.00%
Overvotes	0	
Undervotes	29	
Contest Totals	786	





PCT 022

Councilmember, Place 6 – City of Celina

Vote For 1			
	TOTAL	VOTE %	
Brandon Grumbles	593	100.00%	<div><div></div></div>
Total Votes Cast	593	100.00%	<div><div></div></div>
Overvotes	0		
Undervotes	193		
Contest Totals	786		

Proposition A – City of Celina

Vote For 1			
	TOTAL	VOTE %	
For	432	57.37%	<div><div></div></div>
Against	321	42.63%	<div><div></div></div>
Total Votes Cast	753	100.00%	<div><div></div></div>
Overvotes	0		
Undervotes	33		
Contest Totals	786		

Proposition B – City of Celina

Vote For 1			
	TOTAL	VOTE %	
For	565	74.74%	<div><div></div></div>
Against	191	25.26%	<div><div></div></div>
Total Votes Cast	756	100.00%	<div><div></div></div>
Overvotes	0		
Undervotes	30		
Contest Totals	786		

Proposition C – City of Celina

Vote For 1			
	TOTAL	VOTE %	
For	506	68.84%	<div><div></div></div>
Against	229	31.16%	<div><div></div></div>
Total Votes Cast	735	100.00%	<div><div></div></div>
Overvotes	0		
Undervotes	51		
Contest Totals	786		

Proposition D – City of Celina

Vote For 1			
	TOTAL	VOTE %	
For	413	58.17%	<div><div></div></div>
Against	297	41.83%	<div><div></div></div>
Total Votes Cast	710	100.00%	<div><div></div></div>
Overvotes	0		
Undervotes	76		
Contest Totals	786		

PCT 022

Proposition E – City of Celina  
Vote For 1

	TOTAL	VOTE %	
For	560	81.40%	<div><div></div></div>
Against	128	18.60%	<div><div></div></div>
Total Votes Cast	688	100.00%	<div><div></div></div>
Overvotes	0		
Undervotes	98		
Contest Totals	786		

Proposition F – City of Celina  
Vote For 1

	TOTAL	VOTE %	
For	570	77.13%	<div><div></div></div>
Against	169	22.87%	<div><div></div></div>
Total Votes Cast	739	100.00%	<div><div></div></div>
Overvotes	0		
Undervotes	47		
Contest Totals	786		

Proposition G – City of Celina  
Vote For 1

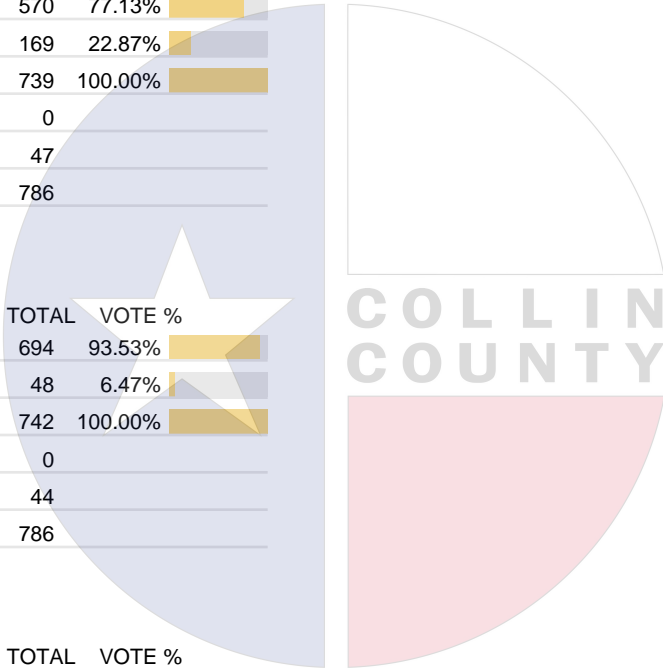
	TOTAL	VOTE %	
For	694	93.53%	<div><div></div></div>
Against	48	6.47%	<div><div></div></div>
Total Votes Cast	742	100.00%	<div><div></div></div>
Overvotes	0		
Undervotes	44		
Contest Totals	786		

Proposition H – City of Celina  
Vote For 1

	TOTAL	VOTE %	
For	643	90.06%	<div><div></div></div>
Against	71	9.94%	<div><div></div></div>
Total Votes Cast	714	100.00%	<div><div></div></div>
Overvotes	0		
Undervotes	72		
Contest Totals	786		

Proposition I – City of Celina  
Vote For 1

	TOTAL	VOTE %	
For	647	90.62%	<div><div></div></div>
Against	67	9.38%	<div><div></div></div>
Total Votes Cast	714	100.00%	<div><div></div></div>
Overvotes	0		
Undervotes	72		
Contest Totals	786		



## PCT 022

### Proposition J – City of Celina

Vote For 1

	TOTAL	VOTE %	
For	684	93.83%	<div><div></div></div>
Against	45	6.17%	<div><div></div></div>
Total Votes Cast	729	100.00%	<div><div></div></div>
Overvotes	0		
Undervotes	57		
Contest Totals	786		

### Board of Trustees, Place 1 – Celina ISD

Vote For 1

	TOTAL	VOTE %	
Vicky Hogue	160	20.08%	<div><div></div></div>
Meagan Dungan	210	26.35%	<div><div></div></div>
Chuck Hansen	427	53.58%	<div><div></div></div>
Total Votes Cast	797	100.00%	<div><div></div></div>
Overvotes	0		
Undervotes	88		
Contest Totals	885		

### Board of Trustees, Place 2 – Celina ISD

Vote For 1

	TOTAL	VOTE %	
Michael Wagoner	370	49.66%	<div><div></div></div>
Cameron Riggs	375	50.34%	<div><div></div></div>
Total Votes Cast	745	100.00%	<div><div></div></div>
Overvotes	0		
Undervotes	140		
Contest Totals	885		

### Proposition A – Celina ISD

Vote For 1


	TOTAL	VOTE %	
FOR	618	70.87%	<div><div></div></div>
AGAINST	254	29.13%	<div><div></div></div>
Total Votes Cast	872	100.00%	<div><div></div></div>
Overvotes	0		
Undervotes	13		
Contest Totals	885		

Collin County Seal  
Watermark Seal for Collin County,  
Collin County Government

PCT 022

Proposition B – Celina ISD  
Vote For 1

	TOTAL	VOTE %	
FOR	606	69.26%	<div><div></div></div>
AGAINST	269	30.74%	<div><div></div></div>
Total Votes Cast	875	100.00%	<div><div></div></div>
Overvotes	0		
Undervotes	10		
Contest Totals	885		



Collin County Seal  
Watermark Seal for Collin County.  
Collin County Government

PCT 023

Statistics	TOTAL
Registered Voters - Total	3,381
Ballots Cast - Total	146
Voter Turnout - Total	4.32%

Trustee, Place 4 - Collin Co. Comm. College Dist.  
Vote For 1

	TOTAL	VOTE %	
Tamara Thomas	89	73.55%	<div><div></div></div>
Staci L. Weaver	32	26.45%	<div><div></div></div>
Total Votes Cast	121	100.00%	<div><div></div></div>
Overvotes	0		
Undervotes	25		
Contest Totals	146		

Trustee, Place 5 - Collin Co. Comm. College Dist.  
Vote For 1

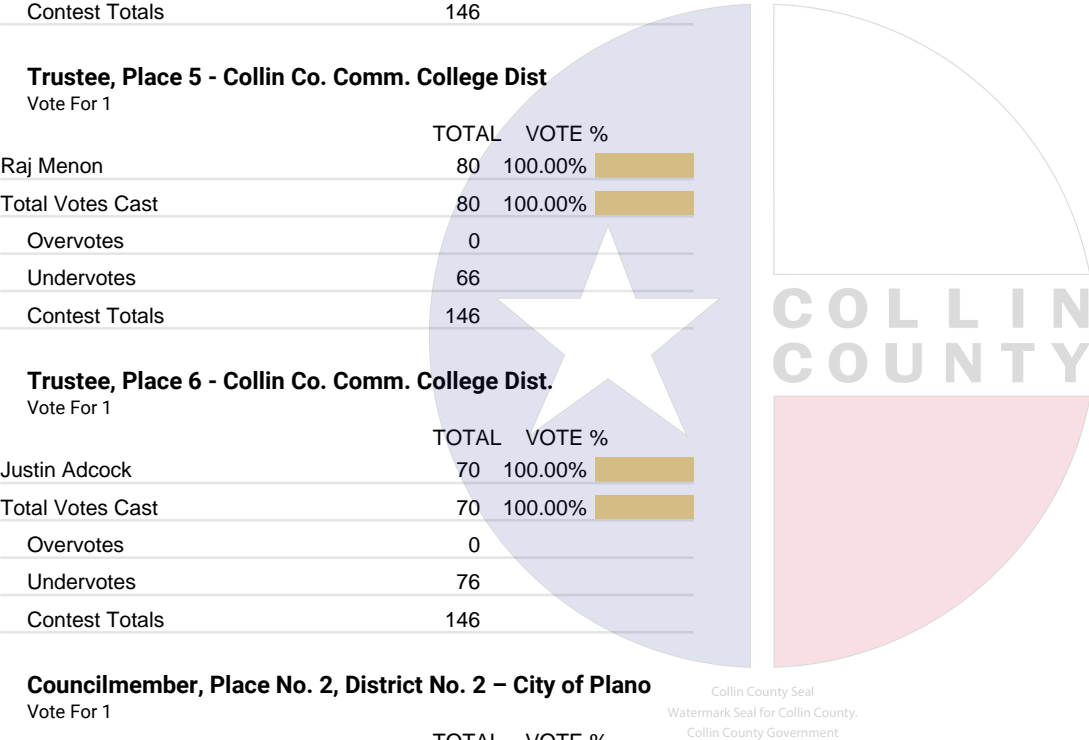
	TOTAL	VOTE %	
Raj Menon	80	100.00%	<div><div></div></div>
Total Votes Cast	80	100.00%	<div><div></div></div>
Overvotes	0		
Undervotes	66		
Contest Totals	146		

Trustee, Place 6 - Collin Co. Comm. College Dist.  
Vote For 1

	TOTAL	VOTE %	
Justin Adcock	70	100.00%	<div><div></div></div>
Total Votes Cast	70	100.00%	<div><div></div></div>
Overvotes	0		
Undervotes	76		
Contest Totals	146		

Councilmember, Place No. 2, District No. 2 – City of Plano  
Vote For 1

	TOTAL	VOTE %	
Bob Kehr	92	67.65%	<div><div></div></div>
Carson K. Underwood	17	12.50%	<div><div></div></div>
Douglas Reeves	27	19.85%	<div><div></div></div>
Total Votes Cast	136	100.00%	<div><div></div></div>
Overvotes	0		
Undervotes	10		
Contest Totals	146		



## PCT 023

### Councilmember, Place No. 4, District No. 4 – City of Plano

Vote For 1

	TOTAL	VOTE %	
Cody Weaver	22	16.79%	<div><div></div></div>
Christene “Chris” Krupa Downs	109	83.21%	<div><div></div></div>
Total Votes Cast	131	100.00%	<div><div></div></div>
Overvotes	0		
Undervotes	15		
Contest Totals	146		

### Councilmember, Place No. 6, Mayor – City of Plano

Vote For 1

	TOTAL	VOTE %	
John Muns	110	100.00%	<div><div></div></div>
Total Votes Cast	110	100.00%	<div><div></div></div>
Overvotes	0		
Undervotes	36		
Contest Totals	146		

### Councilmember, Place No. 8 – City of Plano

Vote For 1

	TOTAL	VOTE %	
Vidal Quintanilla	96	74.42%	<div><div></div></div>
Hayden Padgett	33	25.58%	<div><div></div></div>
Total Votes Cast	129	100.00%	<div><div></div></div>
Overvotes	0		
Undervotes	17		
Contest Totals	146		

### Councilmember, Place No. 5, Unexpired Term – City of Plano


Vote For 1

	TOTAL	VOTE %	
Gary Cary	28	21.54%	<div><div></div></div>
Steve Lavine	102	78.46%	<div><div></div></div>
Total Votes Cast	130	100.00%	<div><div></div></div>
Overvotes	0		
Undervotes	16		
Contest Totals	146		

### Proposition A – City of Plano

Vote For 1

	TOTAL	VOTE %	
For	100	77.52%	<div><div></div></div>
Against	29	22.48%	<div><div></div></div>
Total Votes Cast	129	100.00%	<div><div></div></div>
Overvotes	0		
Undervotes	17		
Contest Totals	146		



PCT 023

Proposition B – City of Plano  
Vote For 1

	TOTAL	VOTE %	
For	55	42.64%	<div><div></div><div></div></div>
Against	74	57.36%	<div><div></div><div></div></div>
Total Votes Cast	129	100.00%	<div><div></div></div>
Overvotes	0		
Undervotes	17		
Contest Totals	146		

Proposition C – City of Plano  
Vote For 1

	TOTAL	VOTE %	
For	68	53.12%	<div><div></div><div></div></div>
Against	60	46.88%	<div><div></div><div></div></div>
Total Votes Cast	128	100.00%	<div><div></div></div>
Overvotes	0		
Undervotes	18		
Contest Totals	146		

Proposition D – City of Plano  
Vote For 1

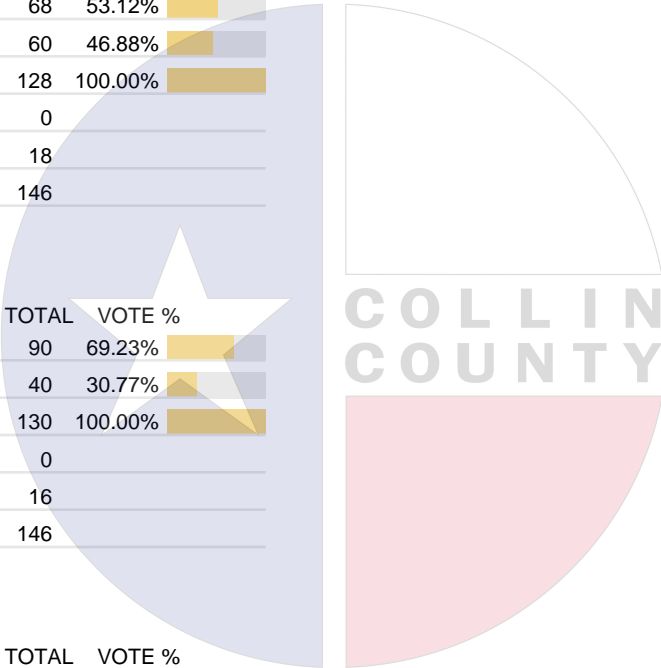
	TOTAL	VOTE %	
For	90	69.23%	<div><div></div><div></div></div>
Against	40	30.77%	<div><div></div><div></div></div>
Total Votes Cast	130	100.00%	<div><div></div></div>
Overvotes	0		
Undervotes	16		
Contest Totals	146		

Proposition E – City of Plano  
Vote For 1

	TOTAL	VOTE %	
For	83	66.40%	<div><div></div><div></div></div>
Against	42	33.60%	<div><div></div><div></div></div>
Total Votes Cast	125	100.00%	<div><div></div></div>
Overvotes	0		
Undervotes	21		
Contest Totals	146		

Proposition F – City of Plano  
Vote For 1

	TOTAL	VOTE %	
For	101	78.91%	<div><div></div><div></div></div>
Against	27	21.09%	<div><div></div><div></div></div>
Total Votes Cast	128	100.00%	<div><div></div></div>
Overvotes	0		
Undervotes	18		
Contest Totals	146		






Collin County Seal  
Watermark Seal for Collin County.  
Collin County Government

## PCT 023



### Proposition G – City of Plano

Vote For 1

	TOTAL	VOTE %	
For	108	85.04%	
Against	19	14.96%	
Total Votes Cast	127	100.00%	
Overvotes	0		
Undervotes	19		
Contest Totals	146		




### Trustee, Place 1 – Plano ISD

Vote For 1

	TOTAL	VOTE %	
Lauren Tyra	90	100.00%	
Total Votes Cast	90	100.00%	
Overvotes	0		
Undervotes	56		
Contest Totals	146		




### Trustee, Place 2 – Plano ISD

Vote For 1

	TOTAL	VOTE %	
Sam Johnson	83	80.58%	
Xiomar Pierre	20	19.42%	
Total Votes Cast	103	100.00%	
Overvotes	0		
Undervotes	43		
Contest Totals	146		





### Trustee, Place 3 – Plano ISD


Vote For 1

	TOTAL	VOTE %	
Nancy C. Humphrey	93	79.49%	
Harper Weaver	24	20.51%	
Total Votes Cast	117	100.00%	
Overvotes	0		
Undervotes	29		
Contest Totals	146		

### Trustee, Place 6 – Plano ISD

Vote For 1

	TOTAL	VOTE %	
Andrew Rettke	10	8.62%	
Elisa Klein	94	81.03%	
Dash Weerasinghe	12	10.34%	
Total Votes Cast	116	100.00%	
Overvotes	0		
Undervotes	30		
Contest Totals	146		





PCT 024

Statistics	TOTAL
Registered Voters - Total	1,955
Ballots Cast - Total	108
Voter Turnout - Total	5.52%

Trustee, Place 4 - Collin Co. Comm. College Dist.  
Vote For 1

	TOTAL	VOTE %
Tamara Thomas	50	56.18%
Staci L. Weaver	39	43.82%
Total Votes Cast	89	100.00%
Overvotes	0	
Undervotes	19	
Contest Totals	108	

Trustee, Place 5 - Collin Co. Comm. College Dist.  
Vote For 1

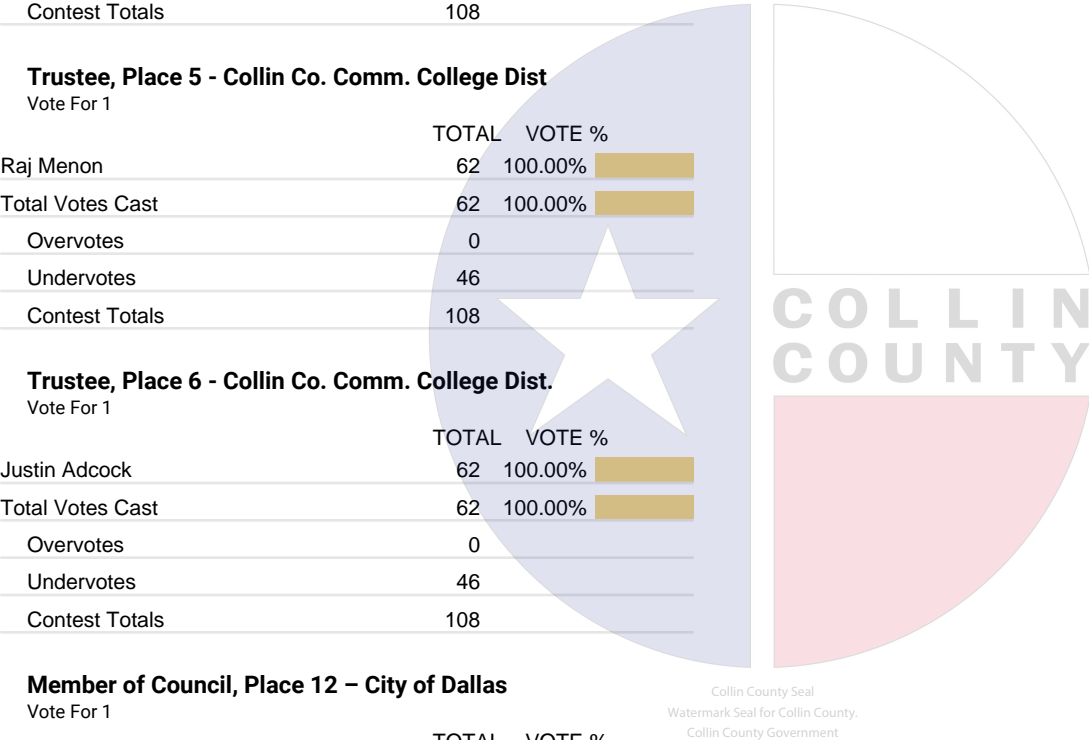
	TOTAL	VOTE %
Raj Menon	62	100.00%
Total Votes Cast	62	100.00%
Overvotes	0	
Undervotes	46	
Contest Totals	108	

Trustee, Place 6 - Collin Co. Comm. College Dist.  
Vote For 1

	TOTAL	VOTE %
Justin Adcock	62	100.00%
Total Votes Cast	62	100.00%
Overvotes	0	
Undervotes	46	
Contest Totals	108	

Member of Council, Place 12 – City of Dallas  
Vote For 1

	TOTAL	VOTE %
Cara Mendelsohn	61	57.01%
Marc Rossouw	38	35.51%
Jose Cavazos	8	7.48%
Total Votes Cast	107	100.00%
Overvotes	0	
Undervotes	1	
Contest Totals	108	



PCT 024

Trustee, Place 1 – Plano ISD  
Vote For 1

	TOTAL	VOTE %	
Lauren Tyra	68	100.00%	<div><div></div></div>
Total Votes Cast	68	100.00%	<div><div></div></div>
Overvotes	0		
Undervotes	40		
Contest Totals	108		

Trustee, Place 2 – Plano ISD  
Vote For 1

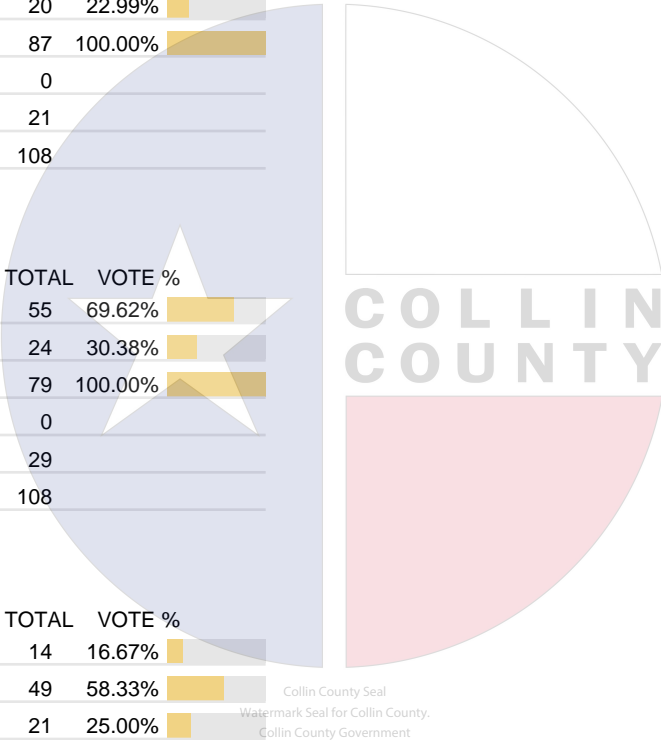
	TOTAL	VOTE %	
Sam Johnson	67	77.01%	<div><div></div></div>
Xiomar Pierre	20	22.99%	<div><div></div></div>
Total Votes Cast	87	100.00%	<div><div></div></div>
Overvotes	0		
Undervotes	21		
Contest Totals	108		

Trustee, Place 3 – Plano ISD  
Vote For 1

	TOTAL	VOTE %	
Nancy C. Humphrey	55	69.62%	<div><div></div></div>
Harper Weaver	24	30.38%	<div><div></div></div>
Total Votes Cast	79	100.00%	<div><div></div></div>
Overvotes	0		
Undervotes	29		
Contest Totals	108		

Trustee, Place 6 – Plano ISD  
Vote For 1

	TOTAL	VOTE %	
Andrew Rettke	14	16.67%	<div><div></div></div>
Elisa Klein	49	58.33%	<div><div></div></div>
Dash Weerasinghe	21	25.00%	<div><div></div></div>
Total Votes Cast	84	100.00%	<div><div></div></div>
Overvotes	0		
Undervotes	24		
Contest Totals	108		



PCT 025

Statistics	TOTAL
Registered Voters - Total	4,058
Ballots Cast - Total	904
Voter Turnout - Total	22.28%

Trustee, Place 4 - Collin Co. Comm. College Dist.  
Vote For 1

	TOTAL	VOTE %	
Tamara Thomas	340	49.93%	<div><div></div></div>
Staci L. Weaver	341	50.07%	<div><div></div></div>
Total Votes Cast	681	100.00%	<div><div></div></div>
Overvotes	0		
Undervotes	223		
Contest Totals	904		

Trustee, Place 5 - Collin Co. Comm. College Dist.  
Vote For 1

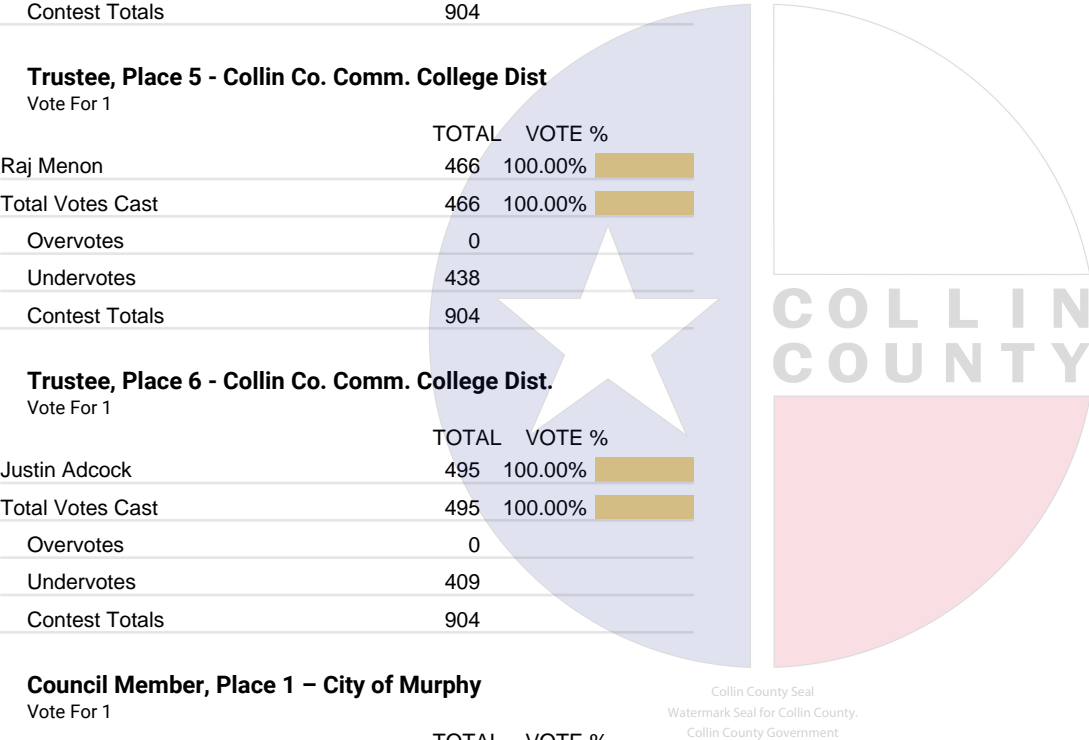
	TOTAL	VOTE %	
Raj Menon	466	100.00%	<div><div></div></div>
Total Votes Cast	466	100.00%	<div><div></div></div>
Overvotes	0		
Undervotes	438		
Contest Totals	904		

Trustee, Place 6 - Collin Co. Comm. College Dist.  
Vote For 1

	TOTAL	VOTE %	
Justin Adcock	495	100.00%	<div><div></div></div>
Total Votes Cast	495	100.00%	<div><div></div></div>
Overvotes	0		
Undervotes	409		
Contest Totals	904		

Council Member, Place 1 – City of Murphy  
Vote For 1

	TOTAL	VOTE %	
Elizabeth Abraham	601	67.68%	<div><div></div></div>
Nadeem A. Khan	287	32.32%	<div><div></div></div>
Total Votes Cast	888	100.00%	<div><div></div></div>
Overvotes	0		
Undervotes	16		
Contest Totals	904		



PCT 025

Council Member, Place 2 – City of Murphy

Vote For 1			
	TOTAL	VOTE %	
W. Scott Smith	549	100.00%	<div><div></div></div>
Total Votes Cast	549	100.00%	<div><div></div></div>
Overvotes	0		
Undervotes	355		
Contest Totals	904		

Council Member, Place 4 – City of Murphy

Vote For 1			
	TOTAL	VOTE %	
Ken Oltmann	578	76.76%	<div><div></div></div>
Chris Stout	175	23.24%	<div><div></div></div>
Total Votes Cast	753	100.00%	<div><div></div></div>
Overvotes	0		
Undervotes	151		
Contest Totals	904		

Council Member, Place 6 – City of Murphy


Vote For 1			
	TOTAL	VOTE %	
Qasim Rasul	183	20.89%	<div><div></div></div>
Jene Butler	693	79.11%	<div><div></div></div>
Total Votes Cast	876	100.00%	<div><div></div></div>
Overvotes	0		
Undervotes	28		
Contest Totals	904		

Trustee, Place 1 – Plano ISD

Vote For 1			
	TOTAL	VOTE %	
Lauren Tyra	515	100.00%	<div><div></div></div>
Total Votes Cast	515	100.00%	<div><div></div></div>
Overvotes	0		
Undervotes	389		
Contest Totals	904		

Trustee, Place 2 – Plano ISD

Vote For 1			
	TOTAL	VOTE %	
Sam Johnson	569	85.82%	<div><div></div></div>
Xiomar Pierre	94	14.18%	<div><div></div></div>
Total Votes Cast	663	100.00%	<div><div></div></div>
Overvotes	0		
Undervotes	241		
Contest Totals	904		



Collin County Seal  
Watermark Seal for Collin County,  
Collin County Government

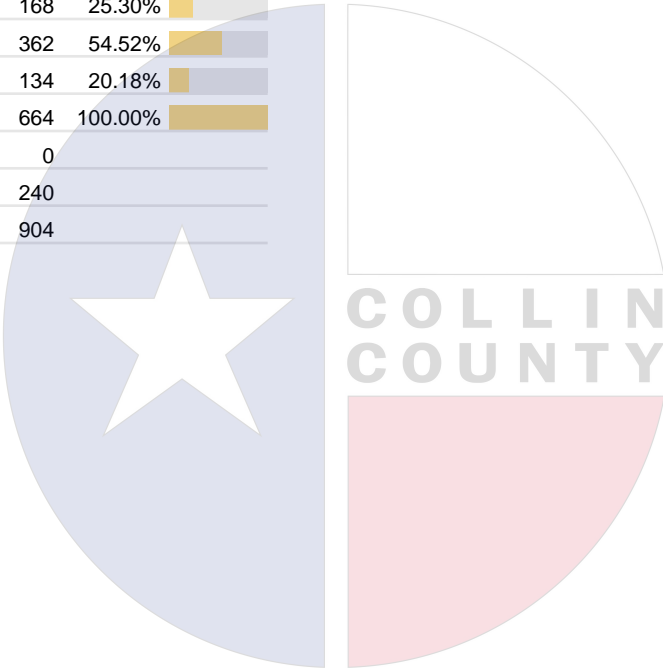
PCT 025

Trustee, Place 3 – Plano ISD  
Vote For 1

	TOTAL	VOTE %	
Nancy C. Humphrey	503	73.32%	<div><div></div></div>
Harper Weaver	183	26.68%	<div><div></div></div>
Total Votes Cast	686	100.00%	<div><div></div></div>
Overvotes	0		
Undervotes	218		
Contest Totals	904		

Trustee, Place 6 – Plano ISD  
Vote For 1

	TOTAL	VOTE %	
Andrew Rettke	168	25.30%	<div><div></div></div>
Elisa Klein	362	54.52%	<div><div></div></div>
Dash Weerasinghe	134	20.18%	<div><div></div></div>
Total Votes Cast	664	100.00%	<div><div></div></div>
Overvotes	0		
Undervotes	240		
Contest Totals	904		



Collin County Seal  
Watermark Seal for Collin County.  
Collin County Government

PCT 026

Statistics

	TOTAL
Registered Voters - Total	1,241
Ballots Cast - Total	96
Voter Turnout - Total	7.74%

Trustee, Place 4 - Collin Co. Comm. College Dist.

	TOTAL	VOTE %	
Tamara Thomas	45	51.72%	<div><div></div></div>
Staci L. Weaver	42	48.28%	<div><div></div></div>
Total Votes Cast	87	100.00%	<div><div></div></div>
Overvotes	0		
Undervotes	9		
Contest Totals	96		

Trustee, Place 5 - Collin Co. Comm. College Dist

	TOTAL	VOTE %	
Raj Menon	58	100.00%	<div><div></div></div>
Total Votes Cast	58	100.00%	<div><div></div></div>
Overvotes	0		
Undervotes	38		
Contest Totals	96		

Trustee, Place 6 - Collin Co. Comm. College Dist.

	TOTAL	VOTE %	
Justin Adcock	46	100.00%	<div><div></div></div>
Total Votes Cast	46	100.00%	<div><div></div></div>
Overvotes	0		
Undervotes	50		
Contest Totals	96		

Councilmember, Place No. 2, District No. 2 – City of Plano

	TOTAL	VOTE %	
Bob Kehr	55	59.78%	<div><div></div></div>
Carson K. Underwood	16	17.39%	<div><div></div></div>
Douglas Reeves	21	22.83%	<div><div></div></div>
Total Votes Cast	92	100.00%	<div><div></div></div>
Overvotes	0		
Undervotes	4		
Contest Totals	96		

PCT 026

Councilmember, Place No. 4, District No. 4 – City of Plano			
Vote For 1			
	TOTAL	VOTE %	
Cody Weaver	39	42.86%	<div><div></div></div>
Christene “Chris” Krupa Downs	52	57.14%	<div><div></div></div>
Total Votes Cast	91	100.00%	<div><div></div></div>
Overvotes	0		
Undervotes	5		
Contest Totals	96		

Councilmember, Place No. 6, Mayor – City of Plano			
Vote For 1			
	TOTAL	VOTE %	
John Muns	66	100.00%	<div><div></div></div>
Total Votes Cast	66	100.00%	<div><div></div></div>
Overvotes	0		
Undervotes	30		
Contest Totals	96		

Councilmember, Place No. 8 – City of Plano			
Vote For 1			
	TOTAL	VOTE %	
Vidal Quintanilla	59	67.05%	<div><div></div></div>
Hayden Padgett	29	32.95%	<div><div></div></div>
Total Votes Cast	88	100.00%	<div><div></div></div>
Overvotes	0		
Undervotes	8		
Contest Totals	96		

Councilmember, Place No. 5, Unexpired Term – City of Plano			
Vote For 1			
	TOTAL	VOTE %	
Gary Cary	31	36.05%	<div><div></div></div>
Steve Lavine	55	63.95%	<div><div></div></div>
Total Votes Cast	86	100.00%	<div><div></div></div>
Overvotes	0		
Undervotes	10		
Contest Totals	96		

Proposition A – City of Plano			
Vote For 1			
	TOTAL	VOTE %	
For	61	65.59%	<div><div></div></div>
Against	32	34.41%	<div><div></div></div>
Total Votes Cast	93	100.00%	<div><div></div></div>
Overvotes	0		
Undervotes	3		
Contest Totals	96		

PCT 026

Proposition B – City of Plano  
Vote For 1

	TOTAL	VOTE %	
For	43	46.24%	<div><div></div></div>
Against	50	53.76%	<div><div></div></div>
Total Votes Cast	93	100.00%	<div><div></div></div>
Overvotes	0		
Undervotes	3		
Contest Totals	96		

Proposition C – City of Plano  
Vote For 1

	TOTAL	VOTE %	
For	42	46.67%	<div><div></div></div>
Against	48	53.33%	<div><div></div></div>
Total Votes Cast	90	100.00%	<div><div></div></div>
Overvotes	0		
Undervotes	6		
Contest Totals	96		

Proposition D – City of Plano  
Vote For 1

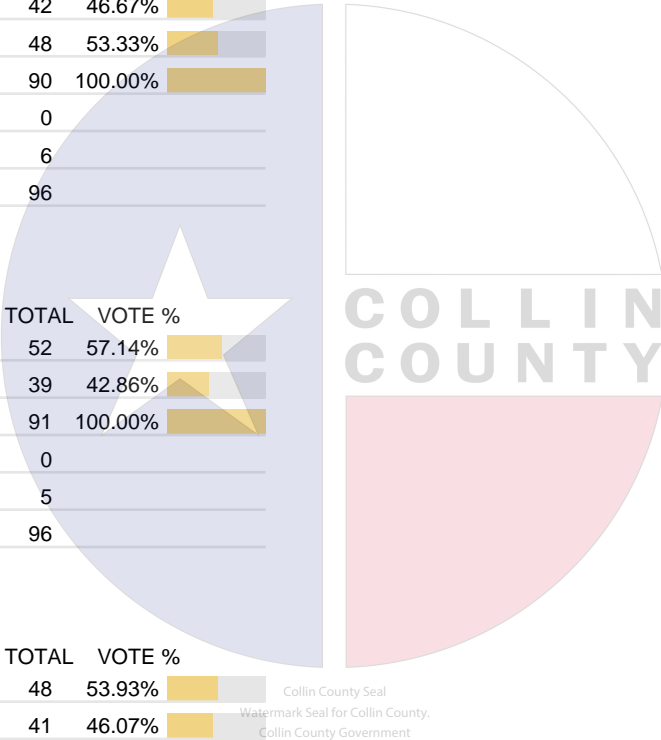
	TOTAL	VOTE %	
For	52	57.14%	<div><div></div></div>
Against	39	42.86%	<div><div></div></div>
Total Votes Cast	91	100.00%	<div><div></div></div>
Overvotes	0		
Undervotes	5		
Contest Totals	96		

Proposition E – City of Plano  
Vote For 1

	TOTAL	VOTE %	
For	48	53.93%	<div><div></div></div>
Against	41	46.07%	<div><div></div></div>
Total Votes Cast	89	100.00%	<div><div></div></div>
Overvotes	0		
Undervotes	7		
Contest Totals	96		

Proposition F – City of Plano  
Vote For 1

	TOTAL	VOTE %	
For	67	75.28%	<div><div></div></div>
Against	22	24.72%	<div><div></div></div>
Total Votes Cast	89	100.00%	<div><div></div></div>
Overvotes	0		
Undervotes	7		
Contest Totals	96		





## PCT 026

### Proposition G – City of Plano

Vote For 1

	TOTAL	VOTE %	
For	65	73.03%	<div><div></div></div>
Against	24	26.97%	<div><div></div></div>
Total Votes Cast	89	100.00%	<div><div></div></div>
Overvotes	0		
Undervotes	7		
Contest Totals	96		

### Trustee, Place 1 – Plano ISD

Vote For 1

	TOTAL	VOTE %	
Lauren Tyra	60	100.00%	<div><div></div></div>
Total Votes Cast	60	100.00%	<div><div></div></div>
Overvotes	0		
Undervotes	36		
Contest Totals	96		

### Trustee, Place 2 – Plano ISD

Vote For 1

	TOTAL	VOTE %	
Sam Johnson	76	88.37%	<div><div></div></div>
Xiomar Pierre	10	11.63%	<div><div></div></div>
Total Votes Cast	86	100.00%	<div><div></div></div>
Overvotes	0		
Undervotes	10		
Contest Totals	96		

### Trustee, Place 3 – Plano ISD

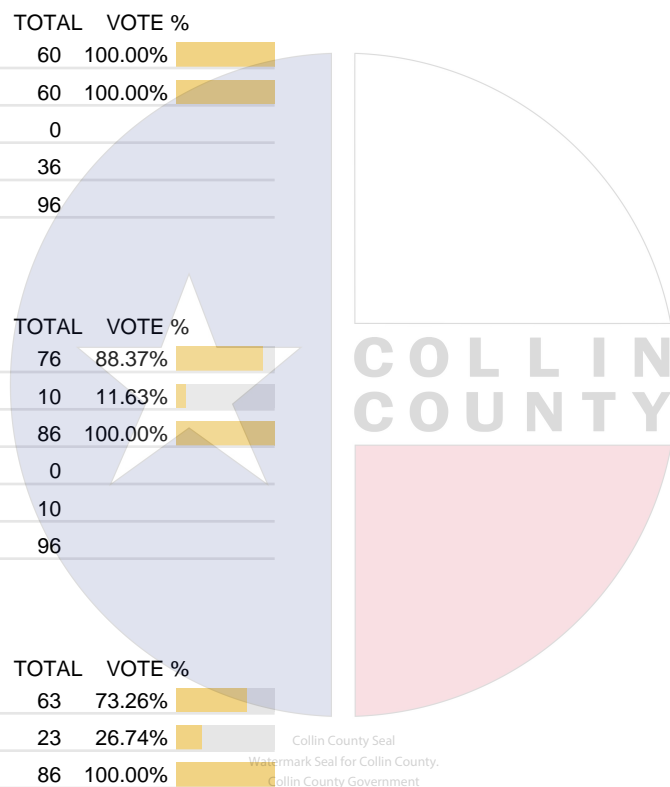
Vote For 1

	TOTAL	VOTE %	
Nancy C. Humphrey	63	73.26%	<div><div></div></div>
Harper Weaver	23	26.74%	<div><div></div></div>
Total Votes Cast	86	100.00%	<div><div></div></div>
Overvotes	0		
Undervotes	10		
Contest Totals	96		

### Trustee, Place 6 – Plano ISD

Vote For 1

	TOTAL	VOTE %	
Andrew Rettke	10	11.36%	<div><div></div></div>
Elisa Klein	59	67.05%	<div><div></div></div>
Dash Weerasinghe	19	21.59%	<div><div></div></div>
Total Votes Cast	88	100.00%	<div><div></div></div>
Overvotes	0		
Undervotes	8		
Contest Totals	96		



PCT 027

Statistics	TOTAL
Registered Voters - Total	2,693
Ballots Cast - Total	182
Voter Turnout - Total	6.76%

Trustee, Place 4 - Collin Co. Comm. College Dist.  
Vote For 1

	TOTAL	VOTE %
Tamara Thomas	60	39.47%
Staci L. Weaver	92	60.53%
Total Votes Cast	152	100.00%
Overvotes	0	
Undervotes	30	
Contest Totals	182	

Trustee, Place 5 - Collin Co. Comm. College Dist.  
Vote For 1

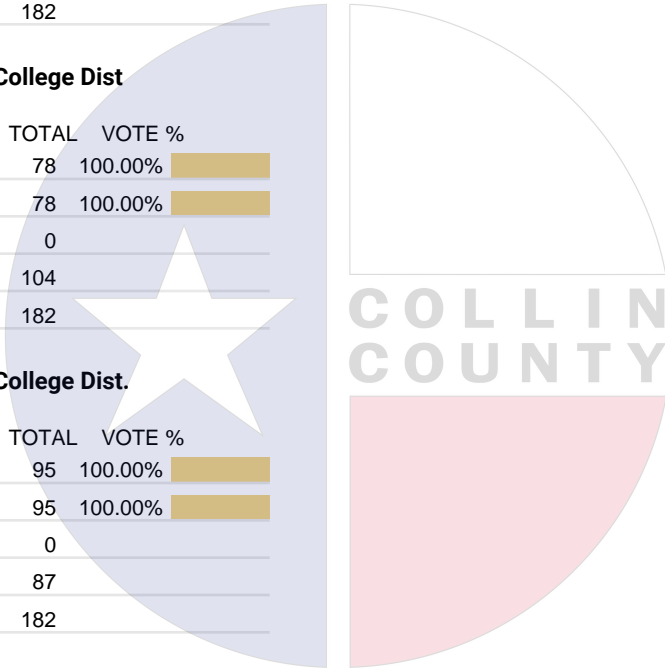
	TOTAL	VOTE %
Raj Menon	78	100.00%
Total Votes Cast	78	100.00%
Overvotes	0	
Undervotes	104	
Contest Totals	182	

Trustee, Place 6 - Collin Co. Comm. College Dist.  
Vote For 1

	TOTAL	VOTE %
Justin Adcock	95	100.00%
Total Votes Cast	95	100.00%
Overvotes	0	
Undervotes	87	
Contest Totals	182	

Council Member, Place 1 - City of Wylie  
Vote For 1

	TOTAL	VOTE %
David R. Duke	100	100.00%
Total Votes Cast	100	100.00%
Overvotes	0	
Undervotes	81	
Contest Totals	181	



Collin County Seal  
Watermark Seal for Collin County,  
Collin County Government

## PCT 027

### Council Member, Place 3 – City of Wylie

Vote For 1

	TOTAL	VOTE %	
Hamza Fraz	52	30.23%	<div><div></div></div>
Todd J. Pickens	120	69.77%	<div><div></div></div>
Total Votes Cast	172	100.00%	<div><div></div></div>
Overvotes	0		
Undervotes	9		
Contest Totals	181		

### Proposition A – City of Wylie

Vote For 1

	TOTAL	VOTE %	
FOR THE MEASURE	61	36.97%	<div><div></div></div>
AGAINST THE MEASURE	104	63.03%	<div><div></div></div>
Total Votes Cast	165	100.00%	<div><div></div></div>
Overvotes	0		
Undervotes	16		
Contest Totals	181		

### Proposition B – City of Wylie

Vote For 1

	TOTAL	VOTE %	
FOR THE MEASURE	121	75.16%	<div><div></div></div>
AGAINST THE MEASURE	40	24.84%	<div><div></div></div>
Total Votes Cast	161	100.00%	<div><div></div></div>
Overvotes	0		
Undervotes	20		
Contest Totals	181		

### Proposition C – City of Wylie

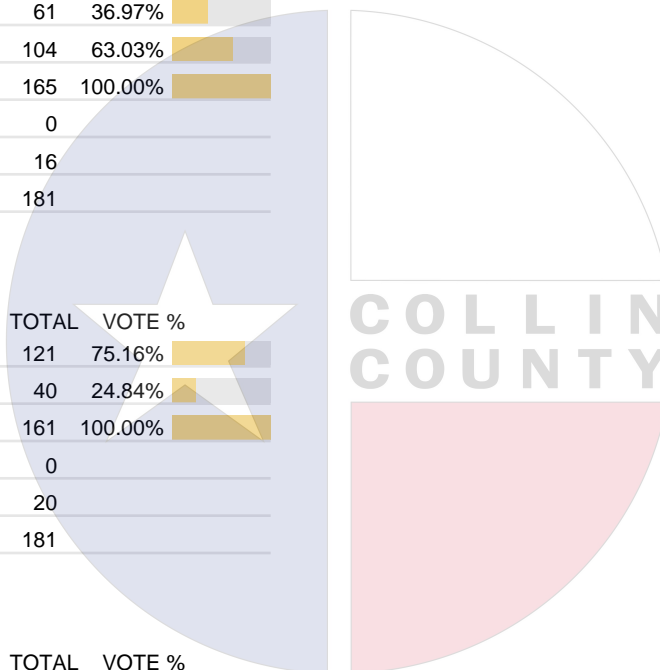
Vote For 1

	TOTAL	VOTE %	
FOR THE MEASURE	140	83.33%	<div><div></div></div>
AGAINST THE MEASURE	28	16.67%	<div><div></div></div>
Total Votes Cast	168	100.00%	<div><div></div></div>
Overvotes	0		
Undervotes	13		
Contest Totals	181		

### Proposition D – City of Wylie

Vote For 1

	TOTAL	VOTE %	
FOR THE MEASURE	146	89.57%	<div><div></div></div>
AGAINST THE MEASURE	17	10.43%	<div><div></div></div>
Total Votes Cast	163	100.00%	<div><div></div></div>
Overvotes	0		
Undervotes	18		
Contest Totals	181		



Collin County Seal  
Watermark Seal for Collin County.  
Collin County Government

## PCT 027

### Proposition E – City of Wylie

Vote For 1

	TOTAL	VOTE %	
FOR THE MEASURE	76	47.20%	<div><div></div></div>
AGAINST THE MEASURE	85	52.80%	<div><div></div></div>
Total Votes Cast	161	100.00%	<div><div></div></div>
Overvotes	0		
Undervotes	20		
Contest Totals	181		

### Proposition F – City of Wylie

Vote For 1

	TOTAL	VOTE %	
FOR THE MEASURE	103	63.19%	<div><div></div></div>
AGAINST THE MEASURE	60	36.81%	<div><div></div></div>
Total Votes Cast	163	100.00%	<div><div></div></div>
Overvotes	0		
Undervotes	18		
Contest Totals	181		

### Proposition G – City of Wylie

Vote For 1

	TOTAL	VOTE %	
FOR THE MEASURE	53	32.92%	<div><div></div></div>
AGAINST THE MEASURE	108	67.08%	<div><div></div></div>
Total Votes Cast	161	100.00%	<div><div></div></div>
Overvotes	0		
Undervotes	20		
Contest Totals	181		

### Proposition H – City of Wylie

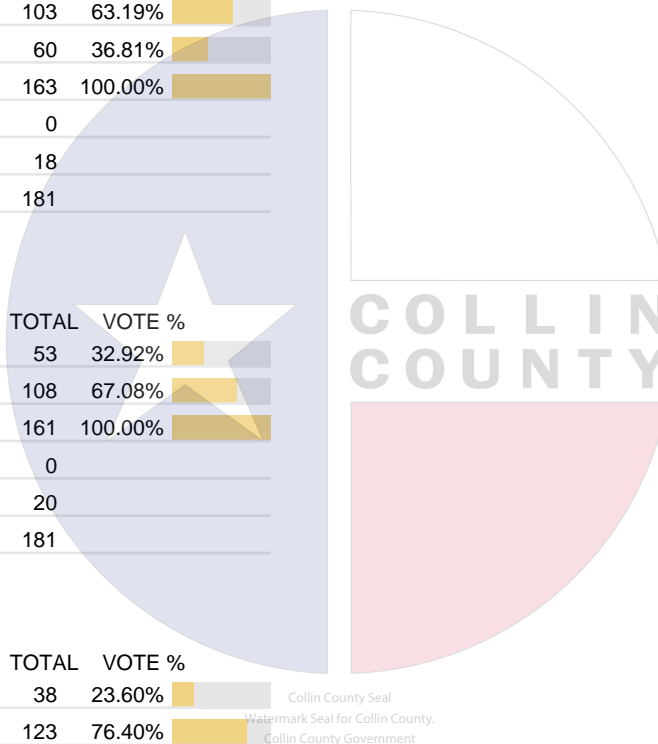
Vote For 1

	TOTAL	VOTE %	
FOR THE MEASURE	38	23.60%	<div><div></div></div>
AGAINST THE MEASURE	123	76.40%	<div><div></div></div>
Total Votes Cast	161	100.00%	<div><div></div></div>
Overvotes	0		
Undervotes	20		
Contest Totals	181		

### Proposition I – City of Wylie

Vote For 1

	TOTAL	VOTE %	
FOR THE MEASURE	98	63.23%	<div><div></div></div>
AGAINST THE MEASURE	57	36.77%	<div><div></div></div>
Total Votes Cast	155	100.00%	<div><div></div></div>
Overvotes	0		
Undervotes	26		
Contest Totals	181		



## PCT 027

### Proposition J – City of Wylie

Vote For 1

	TOTAL	VOTE %	
FOR THE MEASURE	131	79.39%	<div><div></div></div>
AGAINST THE MEASURE	34	20.61%	<div><div></div></div>
Total Votes Cast	165	100.00%	<div><div></div></div>
Overvotes	0		
Undervotes	16		
Contest Totals	181		

### Proposition K – City of Wylie

Vote For 1

	TOTAL	VOTE %	
FOR THE MEASURE	91	56.88%	<div><div></div></div>
AGAINST THE MEASURE	69	43.12%	<div><div></div></div>
Total Votes Cast	160	100.00%	<div><div></div></div>
Overvotes	0		
Undervotes	21		
Contest Totals	181		

### Proposition L – City of Wylie

Vote For 1

	TOTAL	VOTE %	
FOR THE MEASURE	143	89.38%	<div><div></div></div>
AGAINST THE MEASURE	17	10.62%	<div><div></div></div>
Total Votes Cast	160	100.00%	<div><div></div></div>
Overvotes	0		
Undervotes	21		
Contest Totals	181		

### Proposition M – City of Wylie

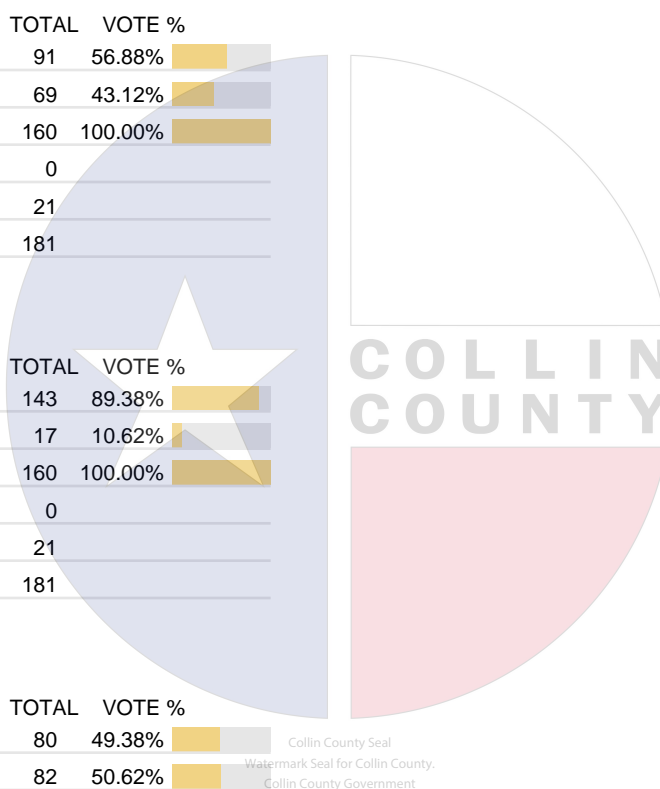
Vote For 1

	TOTAL	VOTE %	
FOR THE MEASURE	80	49.38%	<div><div></div></div>
AGAINST THE MEASURE	82	50.62%	<div><div></div></div>
Total Votes Cast	162	100.00%	<div><div></div></div>
Overvotes	0		
Undervotes	19		
Contest Totals	181		

### Proposition N – City of Wylie

Vote For 1

	TOTAL	VOTE %	
FOR THE MEASURE	62	40.26%	<div><div></div></div>
AGAINST THE MEASURE	92	59.74%	<div><div></div></div>
Total Votes Cast	154	100.00%	<div><div></div></div>
Overvotes	0		
Undervotes	27		
Contest Totals	181		



PCT 027

Proposition O – City of Wylie  
Vote For 1

	TOTAL	VOTE %	
FOR THE MEASURE	107	69.48%	<div><div></div></div>
AGAINST THE MEASURE	47	30.52%	<div><div></div></div>
Total Votes Cast	154	100.00%	<div><div></div></div>
Overvotes	0		
Undervotes	27		
Contest Totals	181		

Proposition P – City of Wylie  
Vote For 1

	TOTAL	VOTE %	
FOR THE MEASURE	107	70.39%	<div><div></div></div>
AGAINST THE MEASURE	45	29.61%	<div><div></div></div>
Total Votes Cast	152	100.00%	<div><div></div></div>
Overvotes	0		
Undervotes	29		
Contest Totals	181		

Proposition Q – City of Wylie  
Vote For 1

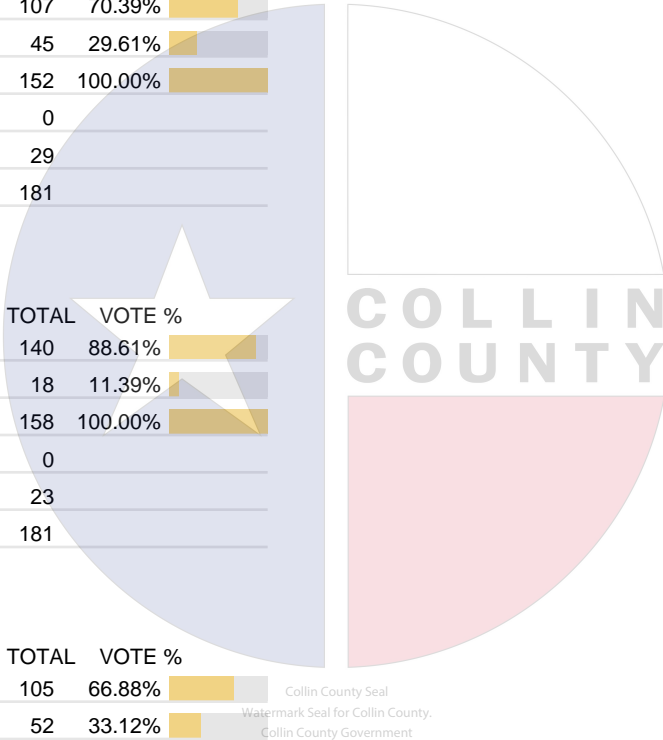
	TOTAL	VOTE %	
FOR THE MEASURE	140	88.61%	<div><div></div></div>
AGAINST THE MEASURE	18	11.39%	<div><div></div></div>
Total Votes Cast	158	100.00%	<div><div></div></div>
Overvotes	0		
Undervotes	23		
Contest Totals	181		

Proposition R – City of Wylie  
Vote For 1

	TOTAL	VOTE %	
FOR THE MEASURE	105	66.88%	<div><div></div></div>
AGAINST THE MEASURE	52	33.12%	<div><div></div></div>
Total Votes Cast	157	100.00%	<div><div></div></div>
Overvotes	0		
Undervotes	24		
Contest Totals	181		

Proposition S – City of Wylie  
Vote For 1

	TOTAL	VOTE %	
FOR THE MEASURE	123	80.39%	<div><div></div></div>
AGAINST THE MEASURE	30	19.61%	<div><div></div></div>
Total Votes Cast	153	100.00%	<div><div></div></div>
Overvotes	0		
Undervotes	28		
Contest Totals	181		



PCT 027

Proposition T – City of Wylie  
Vote For 1

	TOTAL	VOTE %	
FOR THE MEASURE	36	23.08%	<div><div></div></div>
AGAINST THE MEASURE	120	76.92%	<div><div></div></div>
Total Votes Cast	156	100.00%	<div><div></div></div>
Overvotes	0		
Undervotes	25		
Contest Totals	181		

Proposition U – City of Wylie  
Vote For 1

	TOTAL	VOTE %	
FOR THE MEASURE	127	80.89%	<div><div></div></div>
AGAINST THE MEASURE	30	19.11%	<div><div></div></div>
Total Votes Cast	157	100.00%	<div><div></div></div>
Overvotes	0		
Undervotes	24		
Contest Totals	181		

Proposition V – City of Wylie  
Vote For 1

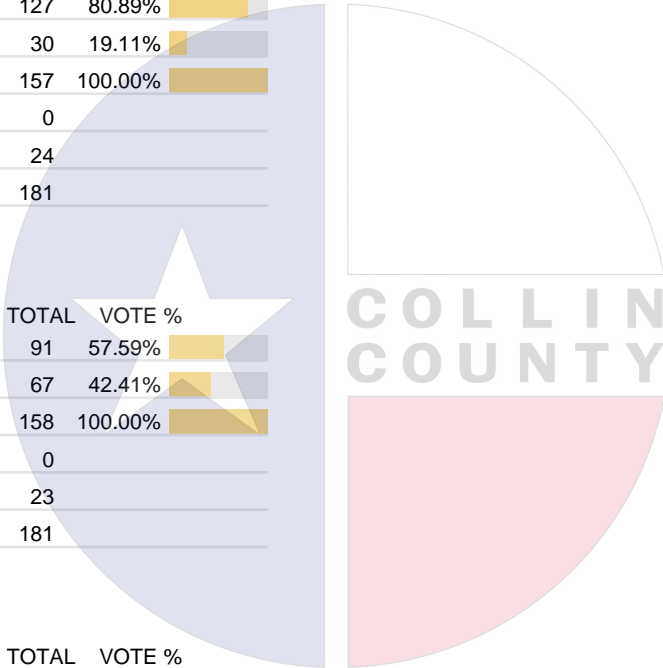
	TOTAL	VOTE %	
FOR THE MEASURE	91	57.59%	<div><div></div></div>
AGAINST THE MEASURE	67	42.41%	<div><div></div></div>
Total Votes Cast	158	100.00%	<div><div></div></div>
Overvotes	0		
Undervotes	23		
Contest Totals	181		

Proposition W – City of Wylie  
Vote For 1

	TOTAL	VOTE %	
FOR THE MEASURE	128	79.01%	<div><div></div></div>
AGAINST THE MEASURE	34	20.99%	<div><div></div></div>
Total Votes Cast	162	100.00%	<div><div></div></div>
Overvotes	0		
Undervotes	19		
Contest Totals	181		

Proposition X – City of Wylie  
Vote For 1

	TOTAL	VOTE %	
FOR THE MEASURE	121	77.07%	<div><div></div></div>
AGAINST THE MEASURE	36	22.93%	<div><div></div></div>
Total Votes Cast	157	100.00%	<div><div></div></div>
Overvotes	0		
Undervotes	24		
Contest Totals	181		



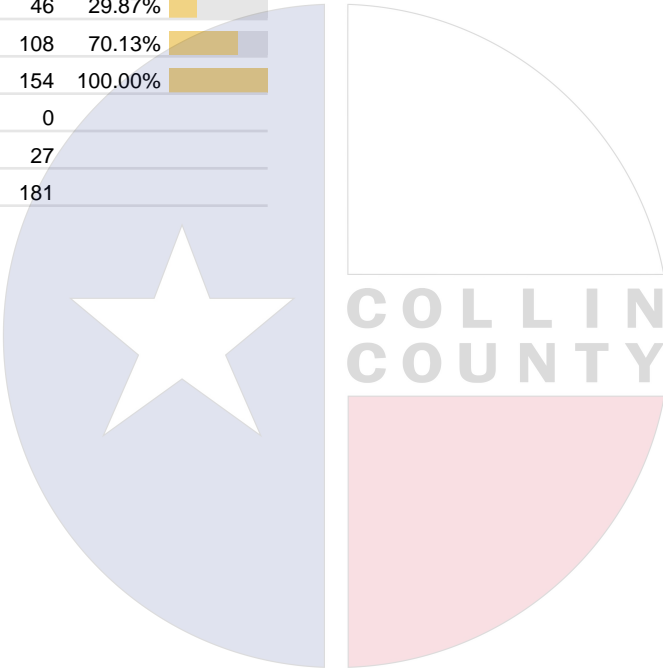
PCT 027

Proposition Y – City of Wylie  
Vote For 1

	TOTAL	VOTE %	
FOR THE MEASURE	120	80.00%	<div><div></div></div>
AGAINST THE MEASURE	30	20.00%	<div><div></div></div>
Total Votes Cast	150	100.00%	<div><div></div></div>
Overvotes	0		
Undervotes	31		
Contest Totals	181		

Proposition Z – City of Wylie  
Vote For 1

	TOTAL	VOTE %	
FOR THE MEASURE	46	29.87%	<div><div></div></div>
AGAINST THE MEASURE	108	70.13%	<div><div></div></div>
Total Votes Cast	154	100.00%	<div><div></div></div>
Overvotes	0		
Undervotes	27		
Contest Totals	181		



Collin County Seal  
Watermark Seal for Collin County.  
Collin County Government



PCT 028

Statistics	TOTAL
Registered Voters - Total	3,495
Ballots Cast - Total	361
Voter Turnout - Total	10.33%

Trustee, Place 4 - Collin Co. Comm. College Dist.  
Vote For 1

	TOTAL	VOTE %	
Tamara Thomas	145	45.45%	<div><div></div></div>
Staci L. Weaver	174	54.55%	<div><div></div></div>
Total Votes Cast	319	100.00%	<div><div></div></div>
Overvotes	0		
Undervotes	42		
Contest Totals	361		

Trustee, Place 5 - Collin Co. Comm. College Dist.  
Vote For 1

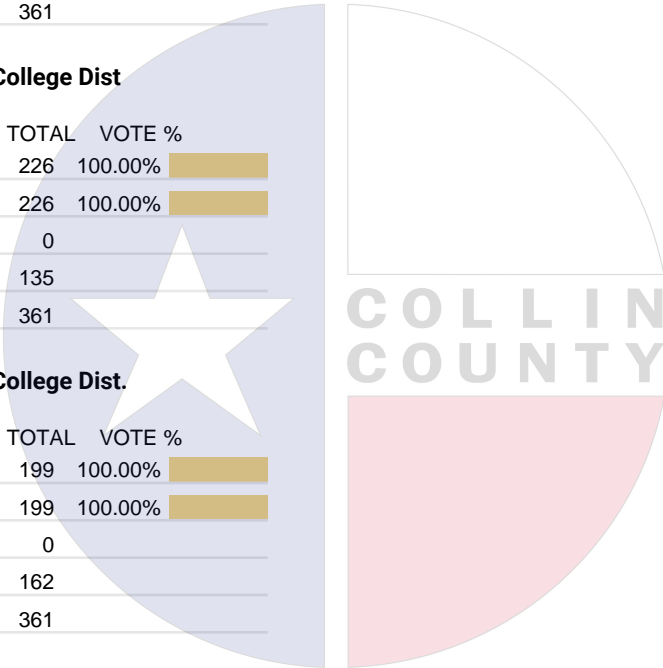
	TOTAL	VOTE %	
Raj Menon	226	100.00%	<div><div></div></div>
Total Votes Cast	226	100.00%	<div><div></div></div>
Overvotes	0		
Undervotes	135		
Contest Totals	361		

Trustee, Place 6 - Collin Co. Comm. College Dist.  
Vote For 1

	TOTAL	VOTE %	
Justin Adcock	199	100.00%	<div><div></div></div>
Total Votes Cast	199	100.00%	<div><div></div></div>
Overvotes	0		
Undervotes	162		
Contest Totals	361		

Councilmember, Place No. 2, District No. 2 – City of Plano  
Vote For 1

	TOTAL	VOTE %	
Bob Kehr	178	52.98%	<div><div></div></div>
Carson K. Underwood	65	19.35%	<div><div></div></div>
Douglas Reeves	93	27.68%	<div><div></div></div>
Total Votes Cast	336	100.00%	<div><div></div></div>
Overvotes	0		
Undervotes	25		
Contest Totals	361		



Collin County Seal  
Watermark Seal for Collin County,  
Collin County Government

## PCT 028

### Councilmember, Place No. 4, District No. 4 – City of Plano

Vote For 1

	TOTAL	VOTE %	
Cody Weaver	160	46.92%	<div><div></div></div>
Christene “Chris” Krupa Downs	181	53.08%	<div><div></div></div>
Total Votes Cast	341	100.00%	<div><div></div></div>
Overvotes	0		
Undervotes	20		
Contest Totals	361		

### Councilmember, Place No. 6, Mayor – City of Plano

Vote For 1

	TOTAL	VOTE %	
John Muns	263	100.00%	<div><div></div></div>
Total Votes Cast	263	100.00%	<div><div></div></div>
Overvotes	0		
Undervotes	98		
Contest Totals	361		

### Councilmember, Place No. 8 – City of Plano

Vote For 1

	TOTAL	VOTE %	
Vidal Quintanilla	178	54.77%	<div><div></div></div>
Hayden Padgett	147	45.23%	<div><div></div></div>
Total Votes Cast	325	100.00%	<div><div></div></div>
Overvotes	0		
Undervotes	36		
Contest Totals	361		

### Councilmember, Place No. 5, Unexpired Term – City of Plano

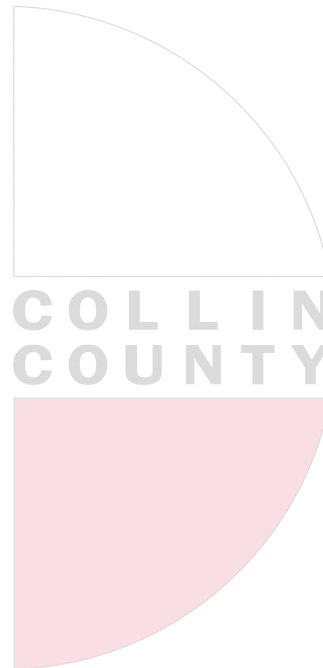
Vote For 1

	TOTAL	VOTE %	
Gary Cary	133	39.12%	<div><div></div></div>
Steve Lavine	207	60.88%	<div><div></div></div>
Total Votes Cast	340	100.00%	<div><div></div></div>
Overvotes	0		
Undervotes	21		
Contest Totals	361		

### Proposition A – City of Plano

Vote For 1

	TOTAL	VOTE %	
For	255	72.24%	<div><div></div></div>
Against	98	27.76%	<div><div></div></div>
Total Votes Cast	353	100.00%	<div><div></div></div>
Overvotes	0		
Undervotes	8		
Contest Totals	361		






Collin County Seal  
Watermark Seal for Collin County,  
Collin County Government

## PCT 028




### Proposition B – City of Plano

Vote For 1

	TOTAL	VOTE %	
For	218	61.93%	
Against	134	38.07%	
Total Votes Cast	352	100.00%	
Overvotes	0		
Undervotes	9		
Contest Totals	361		




### Proposition C – City of Plano

Vote For 1

	TOTAL	VOTE %	
For	219	63.29%	
Against	127	36.71%	
Total Votes Cast	346	100.00%	
Overvotes	0		
Undervotes	15		
Contest Totals	361		




### Proposition D – City of Plano

Vote For 1

	TOTAL	VOTE %	
For	230	66.86%	
Against	114	33.14%	
Total Votes Cast	344	100.00%	
Overvotes	0		
Undervotes	17		
Contest Totals	361		




### Proposition E – City of Plano

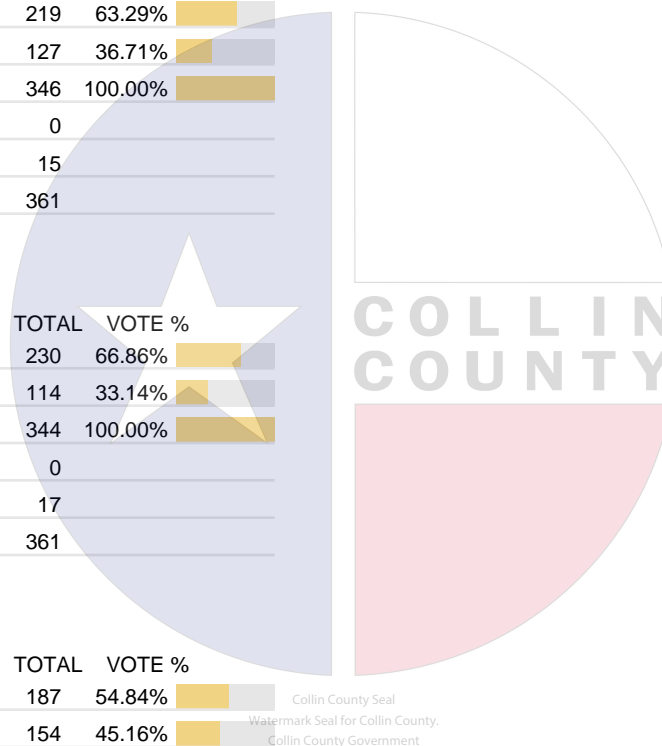
Vote For 1

	TOTAL	VOTE %	
For	187	54.84%	
Against	154	45.16%	
Total Votes Cast	341	100.00%	
Overvotes	0		
Undervotes	20		
Contest Totals	361		

### Proposition F – City of Plano

Vote For 1

	TOTAL	VOTE %	
For	226	65.70%	
Against	118	34.30%	
Total Votes Cast	344	100.00%	
Overvotes	0		
Undervotes	17		
Contest Totals	361		



## PCT 028

### Proposition G – City of Plano

Vote For 1

	TOTAL	VOTE %	
For	243	70.43%	<div><div></div></div>
Against	102	29.57%	<div><div></div></div>
Total Votes Cast	345	100.00%	<div><div></div></div>
Overvotes	0		
Undervotes	16		
Contest Totals	361		

### Trustee, Place 1 – Plano ISD

Vote For 1

	TOTAL	VOTE %	
Lauren Tyra	244	100.00%	<div><div></div></div>
Total Votes Cast	244	100.00%	<div><div></div></div>
Overvotes	0		
Undervotes	117		
Contest Totals	361		

### Trustee, Place 2 – Plano ISD

Vote For 1

	TOTAL	VOTE %	
Sam Johnson	252	84.85%	<div><div></div></div>
Xiomar Pierre	45	15.15%	<div><div></div></div>
Total Votes Cast	297	100.00%	<div><div></div></div>
Overvotes	0		
Undervotes	64		
Contest Totals	361		

### Trustee, Place 3 – Plano ISD


Vote For 1

	TOTAL	VOTE %	
Nancy C. Humphrey	215	70.26%	<div><div></div></div>
Harper Weaver	91	29.74%	<div><div></div></div>
Total Votes Cast	306	100.00%	<div><div></div></div>
Overvotes	0		
Undervotes	55		
Contest Totals	361		

### Trustee, Place 6 – Plano ISD

Vote For 1

	TOTAL	VOTE %	
Andrew Rettke	42	13.46%	<div><div></div></div>
Elisa Klein	174	55.77%	<div><div></div></div>
Dash Weerasinghe	96	30.77%	<div><div></div></div>
Total Votes Cast	312	100.00%	<div><div></div></div>
Overvotes	0		
Undervotes	49		
Contest Totals	361		



Collin County Seal  
Watermark Seal for Collin County.  
Collin County Government

PCT 029

Statistics	TOTAL
Registered Voters - Total	5,538
Ballots Cast - Total	563
Voter Turnout - Total	10.17%

Trustee, Place 4 - Collin Co. Comm. College Dist.  
Vote For 1

	TOTAL	VOTE %
Tamara Thomas	137	34.34%
Staci L. Weaver	262	65.66%
Total Votes Cast	399	100.00%
Overvotes	0	
Undervotes	164	
Contest Totals	563	

Trustee, Place 5 - Collin Co. Comm. College Dist.  
Vote For 1

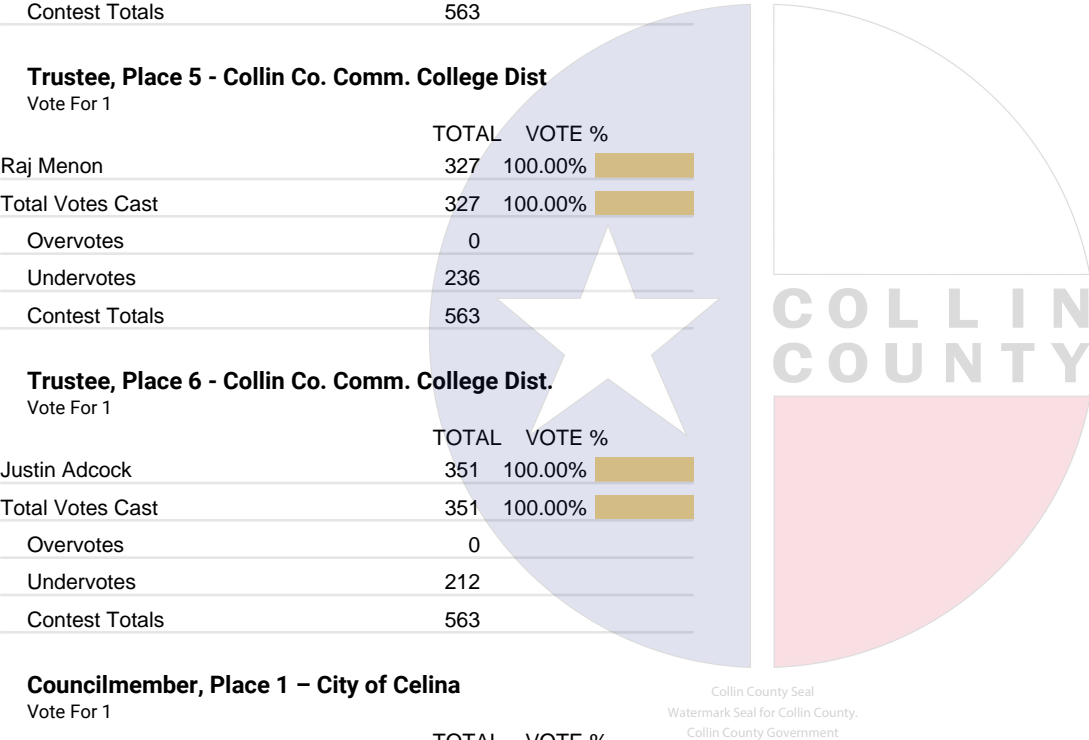
	TOTAL	VOTE %
Raj Menon	327	100.00%
Total Votes Cast	327	100.00%
Overvotes	0	
Undervotes	236	
Contest Totals	563	

Trustee, Place 6 - Collin Co. Comm. College Dist.  
Vote For 1

	TOTAL	VOTE %
Justin Adcock	351	100.00%
Total Votes Cast	351	100.00%
Overvotes	0	
Undervotes	212	
Contest Totals	563	

Councilmember, Place 1 – City of Celina  
Vote For 1

	TOTAL	VOTE %
Dorothy Allan	73	46.79%
Philip Ferguson	83	53.21%
Total Votes Cast	156	100.00%
Overvotes	0	
Undervotes	21	
Contest Totals	177	



PCT 029

Councilmember, Place 6 – City of Celina

Vote For 1		
	TOTAL	VOTE %
Brandon Grumbles	112	100.00%
Total Votes Cast	112	100.00%
Overvotes	0	
Undervotes	65	
Contest Totals	177	

Proposition A – City of Celina

Vote For 1		
	TOTAL	VOTE %
For	118	69.01%
Against	53	30.99%
Total Votes Cast	171	100.00%
Overvotes	0	
Undervotes	6	
Contest Totals	177	

Proposition B – City of Celina

Vote For 1		
	TOTAL	VOTE %
For	140	81.87%
Against	31	18.13%
Total Votes Cast	171	100.00%
Overvotes	0	
Undervotes	6	
Contest Totals	177	

Proposition C – City of Celina

Vote For 1		
	TOTAL	VOTE %
For	111	68.10%
Against	52	31.90%
Total Votes Cast	163	100.00%
Overvotes	0	
Undervotes	14	
Contest Totals	177	

Proposition D – City of Celina

Vote For 1		
	TOTAL	VOTE %
For	109	67.70%
Against	52	32.30%
Total Votes Cast	161	100.00%
Overvotes	0	
Undervotes	16	
Contest Totals	177	

PCT 029

Proposition E – City of Celina  
Vote For 1

	TOTAL	VOTE %	
For	133	83.12%	<div><div></div></div>
Against	27	16.88%	<div><div></div></div>
Total Votes Cast	160	100.00%	<div><div></div></div>
Overvotes	0		
Undervotes	17		
Contest Totals	177		

Proposition F – City of Celina  
Vote For 1

	TOTAL	VOTE %	
For	149	90.30%	<div><div></div></div>
Against	16	9.70%	<div><div></div></div>
Total Votes Cast	165	100.00%	<div><div></div></div>
Overvotes	0		
Undervotes	12		
Contest Totals	177		

Proposition G – City of Celina  
Vote For 1

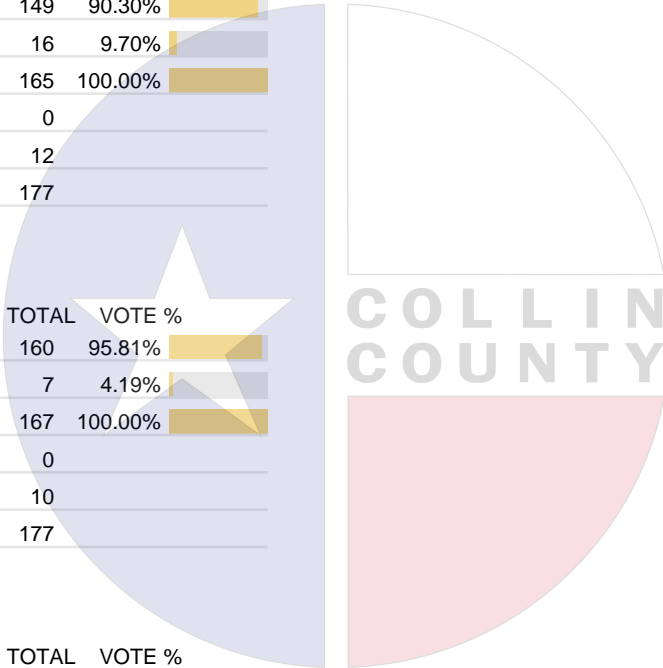
	TOTAL	VOTE %	
For	160	95.81%	<div><div></div></div>
Against	7	4.19%	<div><div></div></div>
Total Votes Cast	167	100.00%	<div><div></div></div>
Overvotes	0		
Undervotes	10		
Contest Totals	177		

Proposition H – City of Celina  
Vote For 1

	TOTAL	VOTE %	
For	147	89.63%	<div><div></div></div>
Against	17	10.37%	<div><div></div></div>
Total Votes Cast	164	100.00%	<div><div></div></div>
Overvotes	0		
Undervotes	13		
Contest Totals	177		

Proposition I – City of Celina  
Vote For 1

	TOTAL	VOTE %	
For	148	90.80%	<div><div></div></div>
Against	15	9.20%	<div><div></div></div>
Total Votes Cast	163	100.00%	<div><div></div></div>
Overvotes	0		
Undervotes	14		
Contest Totals	177		



PCT 029

Proposition J – City of Celina  
Vote For 1

	TOTAL	VOTE %	
For	155	94.51%	<div><div></div></div>
Against	9	5.49%	<div><div></div></div>
Total Votes Cast	164	100.00%	<div><div></div></div>
Overvotes	0		
Undervotes	13		
Contest Totals	177		

Board of Trustees, Place 1 – Celina ISD  
Vote For 1

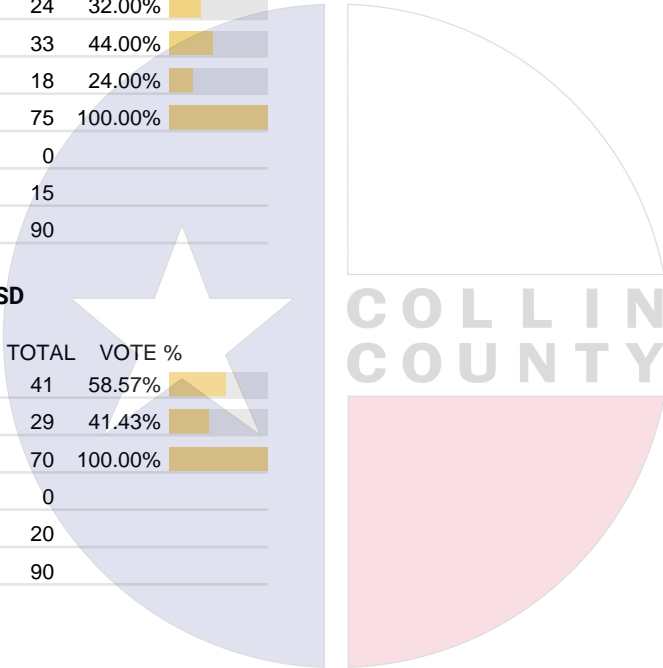
	TOTAL	VOTE %	
Vicky Hogue	24	32.00%	<div><div></div></div>
Meagan Dungan	33	44.00%	<div><div></div></div>
Chuck Hansen	18	24.00%	<div><div></div></div>
Total Votes Cast	75	100.00%	<div><div></div></div>
Overvotes	0		
Undervotes	15		
Contest Totals	90		

Board of Trustees, Place 2 – Celina ISD  
Vote For 1

	TOTAL	VOTE %	
Michael Wagoner	41	58.57%	<div><div></div></div>
Cameron Riggs	29	41.43%	<div><div></div></div>
Total Votes Cast	70	100.00%	<div><div></div></div>
Overvotes	0		
Undervotes	20		
Contest Totals	90		

Proposition A – Celina ISD  
Vote For 1

	TOTAL	VOTE %	
FOR	58	64.44%	<div><div></div></div>
AGAINST	32	35.56%	<div><div></div></div>
Total Votes Cast	90	100.00%	<div><div></div></div>
Overvotes	0		
Undervotes	0		
Contest Totals	90		



Collin County Seal  
Watermark Seal for Collin County,  
Collin County Government



PCT 029

Proposition B – Celina ISD  
Vote For 1

	TOTAL	VOTE %	
FOR	55	61.11%	<div><div></div></div>
AGAINST	35	38.89%	<div><div></div></div>
Total Votes Cast	90	100.00%	<div><div></div></div>
Overvotes	0		
Undervotes	0		
Contest Totals	90		

School Board Trustee, Place 1 – Prosper ISD  
Vote For 1


	TOTAL	VOTE %	
Jorden Dial	315	100.00%	<div><div></div></div>
Total Votes Cast	315	100.00%	<div><div></div></div>
Overvotes	0		
Undervotes	158		
Contest Totals	473		

School Board Trustee, Place 3 – Prosper ISD  
Vote For 1

	TOTAL	VOTE %	
Scott Bray	235	50.54%	<div><div></div></div>
Kelly P. Cavender	230	49.46%	<div><div></div></div>
Total Votes Cast	465	100.00%	<div><div></div></div>
Overvotes	0		
Undervotes	8		
Contest Totals	473		

School Board Trustee, Place 6 – Prosper ISD  
Vote For 1

	TOTAL	VOTE %	
Janette Church	185	39.53%	<div><div></div></div>
Garrett Linker	283	60.47%	<div><div></div></div>
Total Votes Cast	468	100.00%	<div><div></div></div>
Overvotes	0		
Undervotes	5		
Contest Totals	473		



Collin County Seal  
Watermark Seal for Collin County.  
Collin County Government

PCT 030

Statistics	TOTAL
Registered Voters - Total	4,841
Ballots Cast - Total	785
Voter Turnout - Total	16.22%

Trustee, Place 4 - Collin Co. Comm. College Dist.  
Vote For 1

	TOTAL	VOTE %
Tamara Thomas	223	36.92%
Staci L. Weaver	381	63.08%
Total Votes Cast	604	100.00%
Overvotes	0	
Undervotes	181	
Contest Totals	785	

Trustee, Place 5 - Collin Co. Comm. College Dist.  
Vote For 1

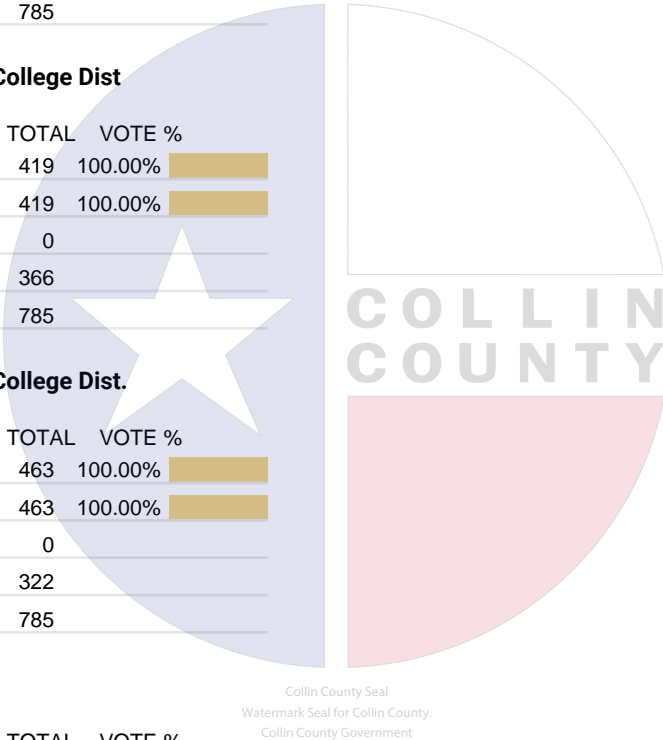
	TOTAL	VOTE %
Raj Menon	419	100.00%
Total Votes Cast	419	100.00%
Overvotes	0	
Undervotes	366	
Contest Totals	785	

Trustee, Place 6 - Collin Co. Comm. College Dist.  
Vote For 1

	TOTAL	VOTE %
Justin Adcock	463	100.00%
Total Votes Cast	463	100.00%
Overvotes	0	
Undervotes	322	
Contest Totals	785	

City Council, Place 2 – City of Frisco  
Vote For 1

	TOTAL	VOTE %
Burt Thakur	352	48.62%
Sai Krishnarajanagar	37	5.11%
Tammy Meinershagen	335	46.27%
Total Votes Cast	724	100.00%
Overvotes	0	
Undervotes	61	
Contest Totals	785	



PCT 030

City Council, Place 4 – City of Frisco  
Vote For 1

	TOTAL	VOTE %	
Josh Meek	141	18.80%	<div><div></div></div>
Jared Elad	372	49.60%	<div><div></div></div>
Jerry Spencer	53	7.07%	<div><div></div></div>
Gopal Ponangi	109	14.53%	<div><div></div></div>
Sangita Datta	75	10.00%	<div><div></div></div>
Total Votes Cast	750	100.00%	<div><div></div></div>
Overvotes	0		
Undervotes	35		
Contest Totals	785		

Proposition A – City of Frisco  
Vote For 1

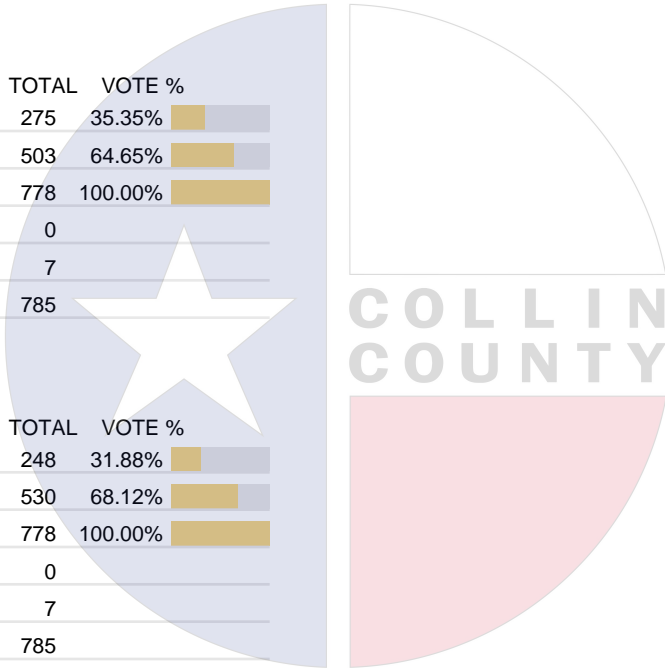
	TOTAL	VOTE %	
For	275	35.35%	<div><div></div></div>
Against	503	64.65%	<div><div></div></div>
Total Votes Cast	778	100.00%	<div><div></div></div>
Overvotes	0		
Undervotes	7		
Contest Totals	785		

Proposition B – City of Frisco  
Vote For 1

	TOTAL	VOTE %	
For	248	31.88%	<div><div></div></div>
Against	530	68.12%	<div><div></div></div>
Total Votes Cast	778	100.00%	<div><div></div></div>
Overvotes	0		
Undervotes	7		
Contest Totals	785		

Proposition C – City of Frisco  
Vote For 1

	TOTAL	VOTE %	
For	589	76.20%	<div><div></div></div>
Against	184	23.80%	<div><div></div></div>
Total Votes Cast	773	100.00%	<div><div></div></div>
Overvotes	0		
Undervotes	12		
Contest Totals	785		






Collin County Seal  
Watermark Seal for Collin County,  
Collin County Government

## PCT 030




### Proposition D – City of Frisco

Vote For 1

	TOTAL	VOTE %	
For	233	30.50%	
Against	531	69.50%	
Total Votes Cast	764	100.00%	
Overvotes	0		
Undervotes	21		
Contest Totals	785		




### Proposition E – City of Frisco

Vote For 1

	TOTAL	VOTE %	
For	406	53.85%	
Against	348	46.15%	
Total Votes Cast	754	100.00%	
Overvotes	0		
Undervotes	31		
Contest Totals	785		




### Proposition F – City of Frisco

Vote For 1

	TOTAL	VOTE %	
For	371	49.40%	
Against	380	50.60%	
Total Votes Cast	751	100.00%	
Overvotes	0		
Undervotes	34		
Contest Totals	785		




### Proposition G – City of Frisco

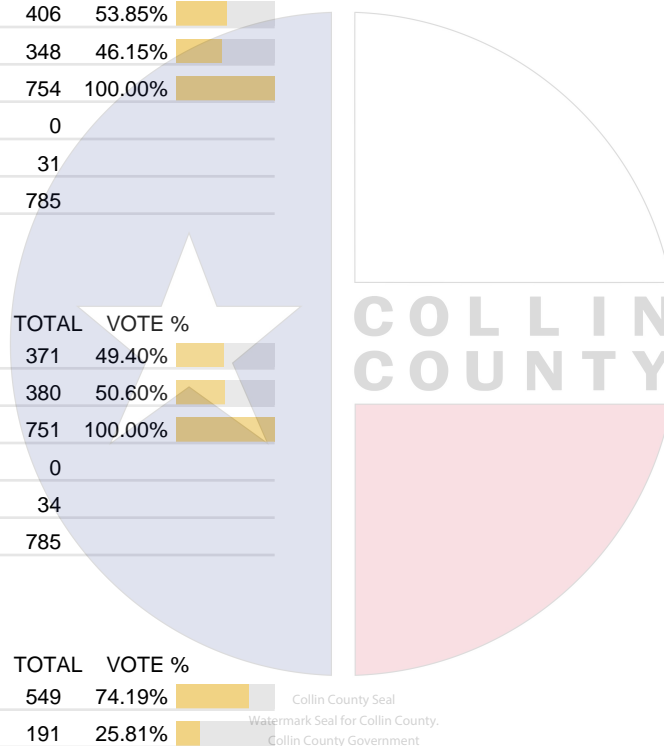
Vote For 1

	TOTAL	VOTE %	
For	549	74.19%	
Against	191	25.81%	
Total Votes Cast	740	100.00%	
Overvotes	0		
Undervotes	45		
Contest Totals	785		

### Proposition H – City of Frisco

Vote For 1

	TOTAL	VOTE %	
For	515	70.45%	
Against	216	29.55%	
Total Votes Cast	731	100.00%	
Overvotes	0		
Undervotes	54		
Contest Totals	785		



PCT 030

Proposition I – City of Frisco  
Vote For 1

	TOTAL	VOTE %	
For	355	50.14%	<div><div></div><div></div></div>
Against	353	49.86%	<div><div></div><div></div></div>
Total Votes Cast	708	100.00%	<div><div></div></div>
Overvotes	0		
Undervotes	77		
Contest Totals	785		

Proposition J – City of Frisco  
Vote For 1

	TOTAL	VOTE %	
For	360	49.79%	<div><div></div><div></div></div>
Against	363	50.21%	<div><div></div><div></div></div>
Total Votes Cast	723	100.00%	<div><div></div></div>
Overvotes	0		
Undervotes	62		
Contest Totals	785		

Proposition K – City of Frisco  
Vote For 1

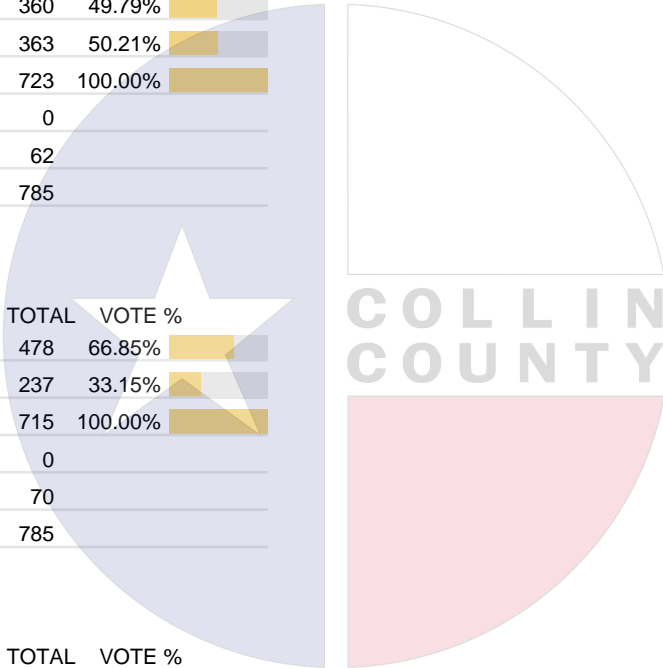
	TOTAL	VOTE %	
For	478	66.85%	<div><div></div><div></div></div>
Against	237	33.15%	<div><div></div><div></div></div>
Total Votes Cast	715	100.00%	<div><div></div></div>
Overvotes	0		
Undervotes	70		
Contest Totals	785		

Proposition L - City of Frisco  
Vote For 1

	TOTAL	VOTE %	
For	437	59.62%	<div><div></div><div></div></div>
Against	296	40.38%	<div><div></div><div></div></div>
Total Votes Cast	733	100.00%	<div><div></div></div>
Overvotes	0		
Undervotes	52		
Contest Totals	785		

Proposition M – City of Frisco  
Vote For 1

	TOTAL	VOTE %	
For	573	77.64%	<div><div></div><div></div></div>
Against	165	22.36%	<div><div></div><div></div></div>
Total Votes Cast	738	100.00%	<div><div></div></div>
Overvotes	0		
Undervotes	47		
Contest Totals	785		



Collin County Seal  
Watermark Seal for Collin County.  
Collin County Government

PCT 030

Proposition N – City of Frisco  
Vote For 1

	TOTAL	VOTE %	
For	546	74.08%	<div><div></div></div>
Against	191	25.92%	<div><div></div></div>
Total Votes Cast	737	100.00%	<div><div></div></div>
Overvotes	0		
Undervotes	48		
Contest Totals	785		

Trustee, Place 1 – Frisco ISD  
Vote For 1

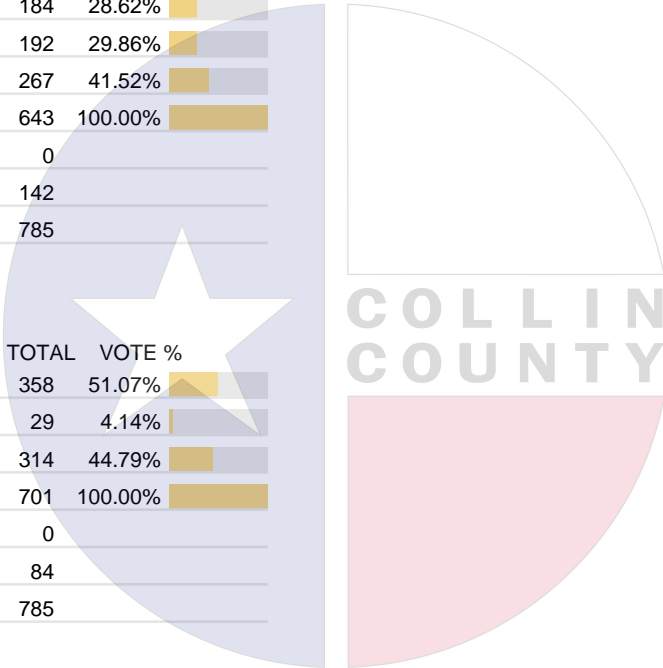
	TOTAL	VOTE %	
Amit Kalra	184	28.62%	<div><div></div></div>
Suresh Manduva	192	29.86%	<div><div></div></div>
Muni Janagarajan	267	41.52%	<div><div></div></div>
Total Votes Cast	643	100.00%	<div><div></div></div>
Overvotes	0		
Undervotes	142		
Contest Totals	785		

Trustee, Place 2 – Frisco ISD  
Vote For 1

	TOTAL	VOTE %	
Melanie Barrios Jones	358	51.07%	<div><div></div></div>
Ange Yao	29	4.14%	<div><div></div></div>
Renee Sample	314	44.79%	<div><div></div></div>
Total Votes Cast	701	100.00%	<div><div></div></div>
Overvotes	0		
Undervotes	84		
Contest Totals	785		

Trustee, Place 3 – Frisco ISD  
Vote For 1

	TOTAL	VOTE %	
Stuart Shulman	281	38.81%	<div><div></div></div>
Stephanie Elad	443	61.19%	<div><div></div></div>
Total Votes Cast	724	100.00%	<div><div></div></div>
Overvotes	0		
Undervotes	61		
Contest Totals	785		



Collin County Seal  
Watermark Seal for Collin County,  
Collin County Government

PCT 031

Statistics	TOTAL
Registered Voters - Total	2,015
Ballots Cast - Total	350
Voter Turnout - Total	17.37%

Trustee, Place 4 - Collin Co. Comm. College Dist.  
Vote For 1

	TOTAL	VOTE %
Tamara Thomas	120	39.34%
Staci L. Weaver	185	60.66%
Total Votes Cast	305	100.00%
Overvotes	0	
Undervotes	45	
Contest Totals	350	

Trustee, Place 5 - Collin Co. Comm. College Dist.  
Vote For 1

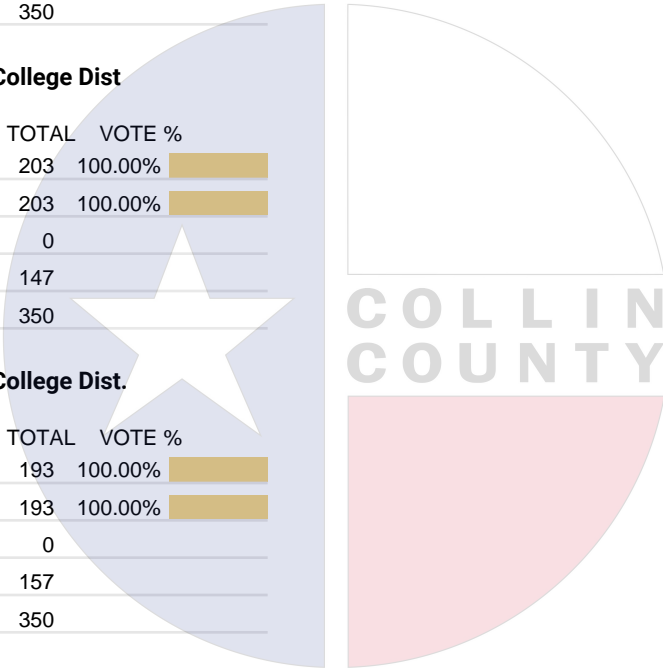
	TOTAL	VOTE %
Raj Menon	203	100.00%
Total Votes Cast	203	100.00%
Overvotes	0	
Undervotes	147	
Contest Totals	350	

Trustee, Place 6 - Collin Co. Comm. College Dist.  
Vote For 1

	TOTAL	VOTE %
Justin Adcock	193	100.00%
Total Votes Cast	193	100.00%
Overvotes	0	
Undervotes	157	
Contest Totals	350	

Councilmember, Place No. 2, District No. 2 – City of Plano  
Vote For 1

	TOTAL	VOTE %
Bob Kehr	158	48.02%
Carson K. Underwood	72	21.88%
Douglas Reeves	99	30.09%
Total Votes Cast	329	100.00%
Overvotes	0	
Undervotes	21	
Contest Totals	350	



Collin County Seal  
Watermark Seal for Collin County,  
Collin County Government

## PCT 031

### Councilmember, Place No. 4, District No. 4 – City of Plano

Vote For 1

	TOTAL	VOTE %	
Cody Weaver	158	48.02%	<div><div></div></div>
Christene “Chris” Krupa Downs	171	51.98%	<div><div></div></div>
Total Votes Cast	329	100.00%	<div><div></div></div>
Overvotes	0		
Undervotes	21		
Contest Totals	350		

### Councilmember, Place No. 6, Mayor – City of Plano

Vote For 1

	TOTAL	VOTE %	
John Muns	252	100.00%	<div><div></div></div>
Total Votes Cast	252	100.00%	<div><div></div></div>
Overvotes	0		
Undervotes	98		
Contest Totals	350		

### Councilmember, Place No. 8 – City of Plano

Vote For 1

	TOTAL	VOTE %	
Vidal Quintanilla	147	46.37%	<div><div></div></div>
Hayden Padgett	170	53.63%	<div><div></div></div>
Total Votes Cast	317	100.00%	<div><div></div></div>
Overvotes	0		
Undervotes	33		
Contest Totals	350		

### Councilmember, Place No. 5, Unexpired Term – City of Plano

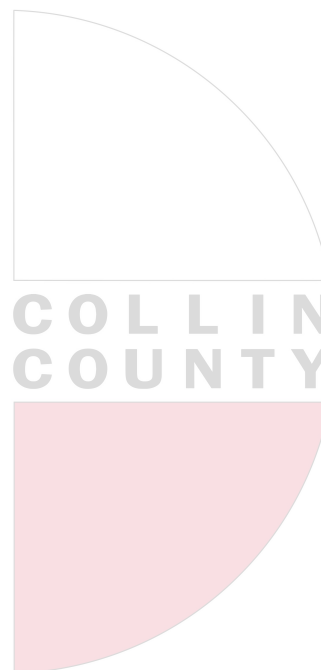
Vote For 1

	TOTAL	VOTE %	
Gary Cary	152	46.77%	<div><div></div></div>
Steve Lavine	173	53.23%	<div><div></div></div>
Total Votes Cast	325	100.00%	<div><div></div></div>
Overvotes	0		
Undervotes	25		
Contest Totals	350		

### Proposition A – City of Plano

Vote For 1

	TOTAL	VOTE %	
For	230	66.47%	<div><div></div></div>
Against	116	33.53%	<div><div></div></div>
Total Votes Cast	346	100.00%	<div><div></div></div>
Overvotes	0		
Undervotes	4		
Contest Totals	350		





## PCT 031

### Proposition B – City of Plano

Vote For 1

	TOTAL	VOTE %	
For	193	55.62%	<div><div></div></div>
Against	154	44.38%	<div><div></div></div>
Total Votes Cast	347	100.00%	<div><div></div></div>
Overvotes	0		
Undervotes	3		
Contest Totals	350		

### Proposition C – City of Plano

Vote For 1

	TOTAL	VOTE %	
For	185	54.09%	<div><div></div></div>
Against	157	45.91%	<div><div></div></div>
Total Votes Cast	342	100.00%	<div><div></div></div>
Overvotes	0		
Undervotes	8		
Contest Totals	350		

### Proposition D – City of Plano

Vote For 1

	TOTAL	VOTE %	
For	207	60.70%	<div><div></div></div>
Against	134	39.30%	<div><div></div></div>
Total Votes Cast	341	100.00%	<div><div></div></div>
Overvotes	0		
Undervotes	9		
Contest Totals	350		

### Proposition E – City of Plano

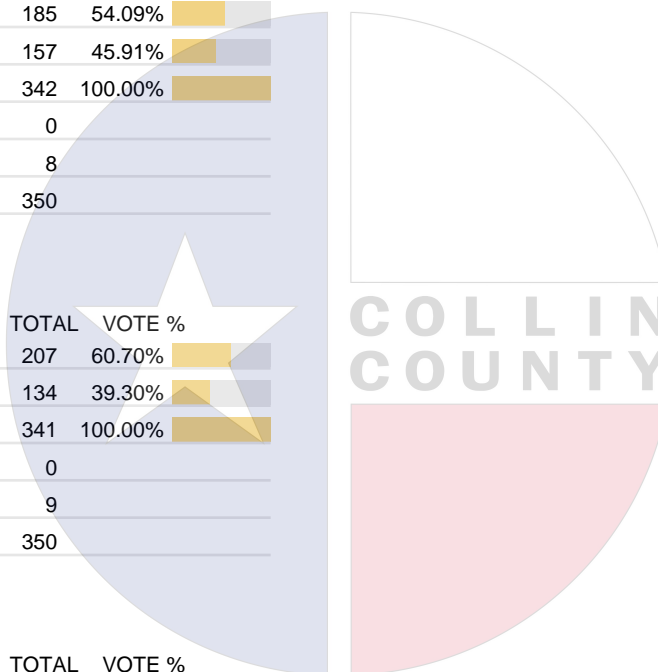
Vote For 1

	TOTAL	VOTE %	
For	171	50.89%	<div><div></div></div>
Against	165	49.11%	<div><div></div></div>
Total Votes Cast	336	100.00%	<div><div></div></div>
Overvotes	0		
Undervotes	14		
Contest Totals	350		

### Proposition F – City of Plano

Vote For 1

	TOTAL	VOTE %	
For	216	63.72%	<div><div></div></div>
Against	123	36.28%	<div><div></div></div>
Total Votes Cast	339	100.00%	<div><div></div></div>
Overvotes	0		
Undervotes	11		
Contest Totals	350		



Collin County Seal  
Watermark Seal for Collin County.  
Collin County Government

## PCT 031

### Proposition G – City of Plano

Vote For 1

	TOTAL	VOTE %	
For	229	67.75%	<div><div></div></div>
Against	109	32.25%	<div><div></div></div>
Total Votes Cast	338	100.00%	<div><div></div></div>
Overvotes	0		
Undervotes	12		
Contest Totals	350		

### Trustee, Place 1 – Plano ISD

Vote For 1

	TOTAL	VOTE %	
Lauren Tyra	213	100.00%	<div><div></div></div>
Total Votes Cast	213	100.00%	<div><div></div></div>
Overvotes	0		
Undervotes	137		
Contest Totals	350		

### Trustee, Place 2 – Plano ISD

Vote For 1

	TOTAL	VOTE %	
Sam Johnson	235	83.04%	<div><div></div></div>
Xiomar Pierre	48	16.96%	<div><div></div></div>
Total Votes Cast	283	100.00%	<div><div></div></div>
Overvotes	0		
Undervotes	67		
Contest Totals	350		

### Trustee, Place 3 – Plano ISD


Vote For 1

	TOTAL	VOTE %	
Nancy C. Humphrey	193	64.98%	<div><div></div></div>
Harper Weaver	104	35.02%	<div><div></div></div>
Total Votes Cast	297	100.00%	<div><div></div></div>
Overvotes	0		
Undervotes	53		
Contest Totals	350		

### Trustee, Place 6 – Plano ISD

Vote For 1

	TOTAL	VOTE %	
Andrew Rettke	40	13.03%	<div><div></div></div>
Elisa Klein	164	53.42%	<div><div></div></div>
Dash Weerasinghe	103	33.55%	<div><div></div></div>
Total Votes Cast	307	100.00%	<div><div></div></div>
Overvotes	0		
Undervotes	43		
Contest Totals	350		



Collin County Seal  
Watermark Seal for Collin County,  
Collin County Government

PCT 032

Statistics	TOTAL
Registered Voters - Total	2,414
Ballots Cast - Total	345
Voter Turnout - Total	14.29%

Trustee, Place 4 - Collin Co. Comm. College Dist.  
Vote For 1

	TOTAL	VOTE %	
Tamara Thomas	153	50.83%	<div><div></div></div>
Staci L. Weaver	148	49.17%	<div><div></div></div>
Total Votes Cast	301	100.00%	<div><div></div></div>
Overvotes	0		
Undervotes	44		
Contest Totals	345		

Trustee, Place 5 - Collin Co. Comm. College Dist.  
Vote For 1

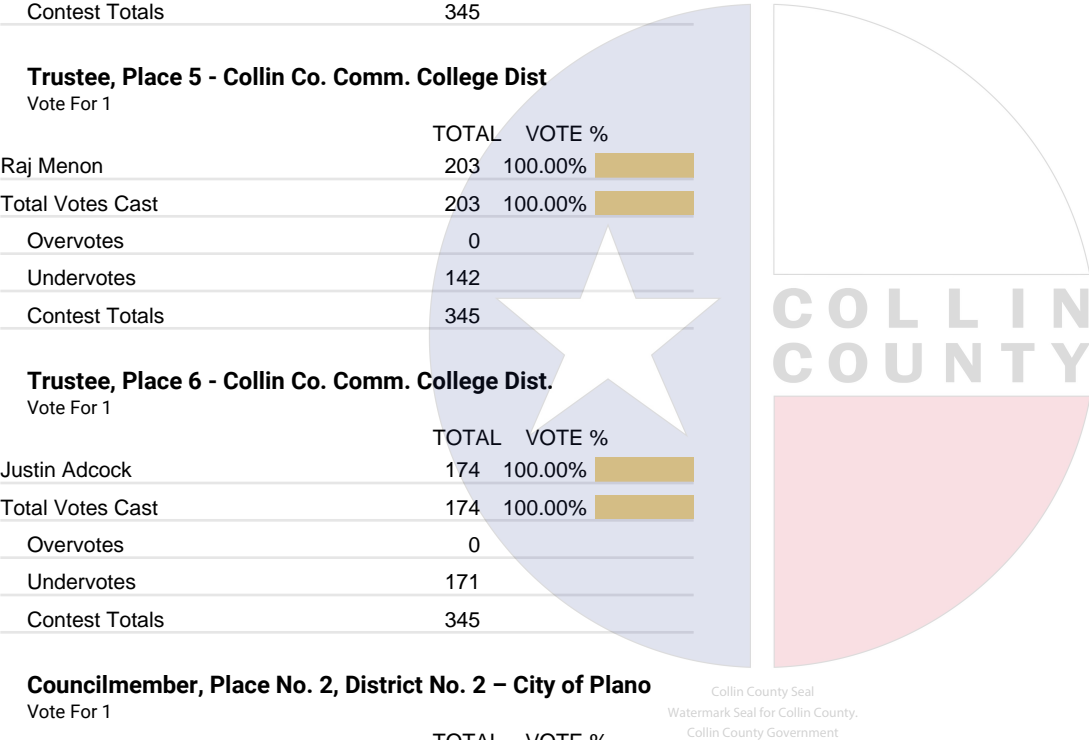
	TOTAL	VOTE %	
Raj Menon	203	100.00%	<div><div></div></div>
Total Votes Cast	203	100.00%	<div><div></div></div>
Overvotes	0		
Undervotes	142		
Contest Totals	345		

Trustee, Place 6 - Collin Co. Comm. College Dist.  
Vote For 1

	TOTAL	VOTE %	
Justin Adcock	174	100.00%	<div><div></div></div>
Total Votes Cast	174	100.00%	<div><div></div></div>
Overvotes	0		
Undervotes	171		
Contest Totals	345		

Councilmember, Place No. 2, District No. 2 – City of Plano  
Vote For 1

	TOTAL	VOTE %	
Bob Kehr	188	59.87%	<div><div></div></div>
Carson K. Underwood	51	16.24%	<div><div></div></div>
Douglas Reeves	75	23.89%	<div><div></div></div>
Total Votes Cast	314	100.00%	<div><div></div></div>
Overvotes	0		
Undervotes	31		
Contest Totals	345		



## PCT 032

### Councilmember, Place No. 4, District No. 4 – City of Plano

Vote For 1

	TOTAL	VOTE %	
Cody Weaver	137	42.68%	<div><div></div></div>
Christene “Chris” Krupa Downs	184	57.32%	<div><div></div></div>
Total Votes Cast	321	100.00%	<div><div></div></div>
Overvotes	0		
Undervotes	24		
Contest Totals	345		

### Councilmember, Place No. 6, Mayor – City of Plano

Vote For 1

	TOTAL	VOTE %	
John Muns	251	100.00%	<div><div></div></div>
Total Votes Cast	251	100.00%	<div><div></div></div>
Overvotes	0		
Undervotes	94		
Contest Totals	345		

### Councilmember, Place No. 8 – City of Plano

Vote For 1

	TOTAL	VOTE %	
Vidal Quintanilla	188	61.04%	<div><div></div></div>
Hayden Padgett	120	38.96%	<div><div></div></div>
Total Votes Cast	308	100.00%	<div><div></div></div>
Overvotes	0		
Undervotes	37		
Contest Totals	345		

### Councilmember, Place No. 5, Unexpired Term – City of Plano

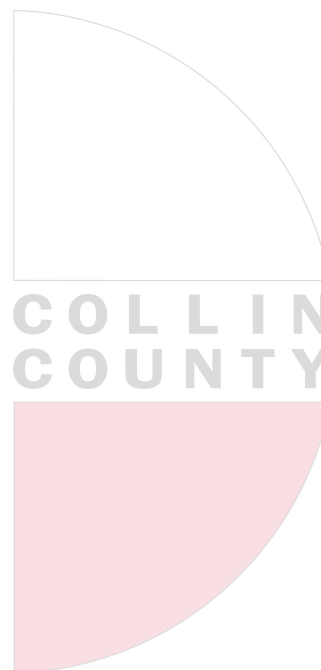
Vote For 1

	TOTAL	VOTE %	
Gary Cary	113	37.29%	<div><div></div></div>
Steve Lavine	190	62.71%	<div><div></div></div>
Total Votes Cast	303	100.00%	<div><div></div></div>
Overvotes	0		
Undervotes	42		
Contest Totals	345		

### Proposition A – City of Plano

Vote For 1




	TOTAL	VOTE %	
For	248	74.03%	<div><div></div></div>
Against	87	25.97%	<div><div></div></div>
Total Votes Cast	335	100.00%	<div><div></div></div>
Overvotes	0		
Undervotes	10		
Contest Totals	345		



## PCT 032




### Proposition B – City of Plano

Vote For 1

	TOTAL	VOTE %	
For	208	61.90%	
Against	128	38.10%	
Total Votes Cast	336	100.00%	
Overvotes	0		
Undervotes	9		
Contest Totals	345		




### Proposition C – City of Plano

Vote For 1

	TOTAL	VOTE %	
For	208	62.84%	
Against	123	37.16%	
Total Votes Cast	331	100.00%	
Overvotes	0		
Undervotes	14		
Contest Totals	345		




### Proposition D – City of Plano

Vote For 1

	TOTAL	VOTE %	
For	210	64.42%	
Against	116	35.58%	
Total Votes Cast	326	100.00%	
Overvotes	0		
Undervotes	19		
Contest Totals	345		




### Proposition E – City of Plano

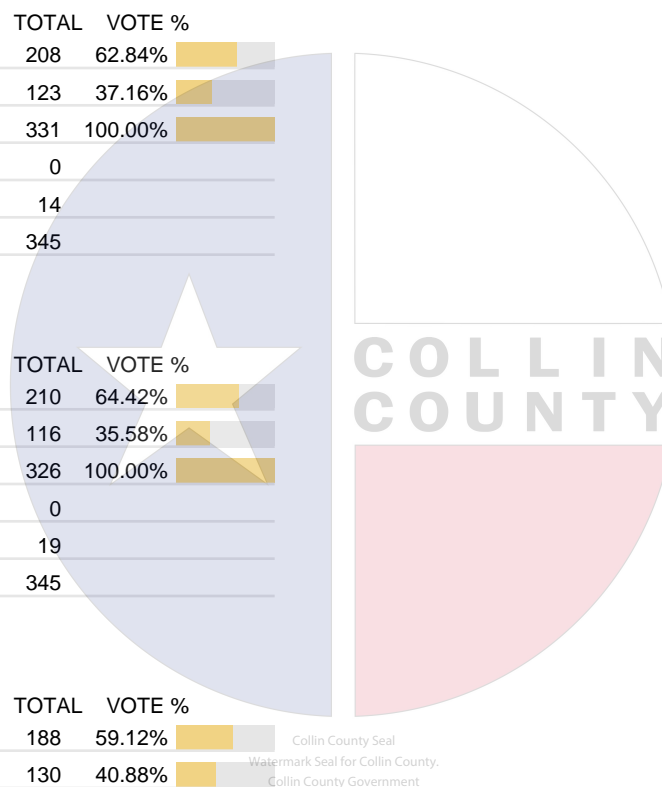
Vote For 1

	TOTAL	VOTE %	
For	188	59.12%	
Against	130	40.88%	
Total Votes Cast	318	100.00%	
Overvotes	0		
Undervotes	27		
Contest Totals	345		

### Proposition F – City of Plano

Vote For 1

	TOTAL	VOTE %	
For	242	73.56%	
Against	87	26.44%	
Total Votes Cast	329	100.00%	
Overvotes	0		
Undervotes	16		
Contest Totals	345		



## PCT 032

### Proposition G – City of Plano

Vote For 1

	TOTAL	VOTE %	
For	258	79.14%	<div><div></div></div>
Against	68	20.86%	<div><div></div></div>
Total Votes Cast	326	100.00%	<div><div></div></div>
Overvotes	0		
Undervotes	19		
Contest Totals	345		

### Trustee, Place 1 – Plano ISD

Vote For 1

	TOTAL	VOTE %	
Lauren Tyra	216	100.00%	<div><div></div></div>
Total Votes Cast	216	100.00%	<div><div></div></div>
Overvotes	0		
Undervotes	129		
Contest Totals	345		

### Trustee, Place 2 – Plano ISD

Vote For 1

	TOTAL	VOTE %	
Sam Johnson	247	88.53%	<div><div></div></div>
Xiomar Pierre	32	11.47%	<div><div></div></div>
Total Votes Cast	279	100.00%	<div><div></div></div>
Overvotes	0		
Undervotes	66		
Contest Totals	345		

### Trustee, Place 3 – Plano ISD


Vote For 1

	TOTAL	VOTE %	
Nancy C. Humphrey	200	69.69%	<div><div></div></div>
Harper Weaver	87	30.31%	<div><div></div></div>
Total Votes Cast	287	100.00%	<div><div></div></div>
Overvotes	0		
Undervotes	58		
Contest Totals	345		

### Trustee, Place 6 – Plano ISD

Vote For 1

	TOTAL	VOTE %	
Andrew Rettke	19	6.35%	<div><div></div></div>
Elisa Klein	179	59.87%	<div><div></div></div>
Dash Weerasinghe	101	33.78%	<div><div></div></div>
Total Votes Cast	299	100.00%	<div><div></div></div>
Overvotes	0		
Undervotes	46		
Contest Totals	345		



PCT 033

Statistics	TOTAL
Registered Voters - Total	7,284
Ballots Cast - Total	331
Voter Turnout - Total	4.54%

Trustee, Place 4 - Collin Co. Comm. College Dist.  
Vote For 1

	TOTAL	VOTE %	
Tamara Thomas	107	45.92%	<div><div></div></div>
Staci L. Weaver	126	54.08%	<div><div></div></div>
Total Votes Cast	233	100.00%	<div><div></div></div>
Overvotes	0		
Undervotes	98		
Contest Totals	331		

Trustee, Place 5 - Collin Co. Comm. College Dist.  
Vote For 1

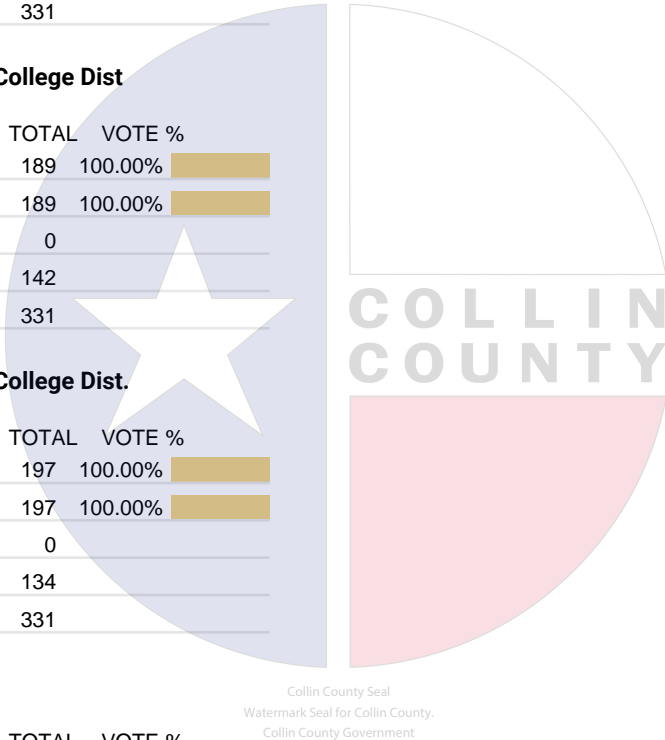
	TOTAL	VOTE %	
Raj Menon	189	100.00%	<div><div></div></div>
Total Votes Cast	189	100.00%	<div><div></div></div>
Overvotes	0		
Undervotes	142		
Contest Totals	331		

Trustee, Place 6 - Collin Co. Comm. College Dist.  
Vote For 1

	TOTAL	VOTE %	
Justin Adcock	197	100.00%	<div><div></div></div>
Total Votes Cast	197	100.00%	<div><div></div></div>
Overvotes	0		
Undervotes	134		
Contest Totals	331		

Proposition A – City of Lavon  
Vote For 1

	TOTAL	VOTE %	
For	175	78.12%	<div><div></div></div>
Against	49	21.88%	<div><div></div></div>
Total Votes Cast	224	100.00%	<div><div></div></div>
Overvotes	0		
Undervotes	4		
Contest Totals	228		



PCT 033

Trustee, Place 1 – Community ISD  
Vote For 1

	TOTAL	VOTE %	
Jeff Pendill	121	49.39%	<div><div></div></div>
Kathryn Grant	124	50.61%	<div><div></div></div>
Total Votes Cast	245	100.00%	<div><div></div></div>
Overvotes	0		
Undervotes	78		
Contest Totals	323		

Trustee, Place 3 – Community ISD  
Vote For 1

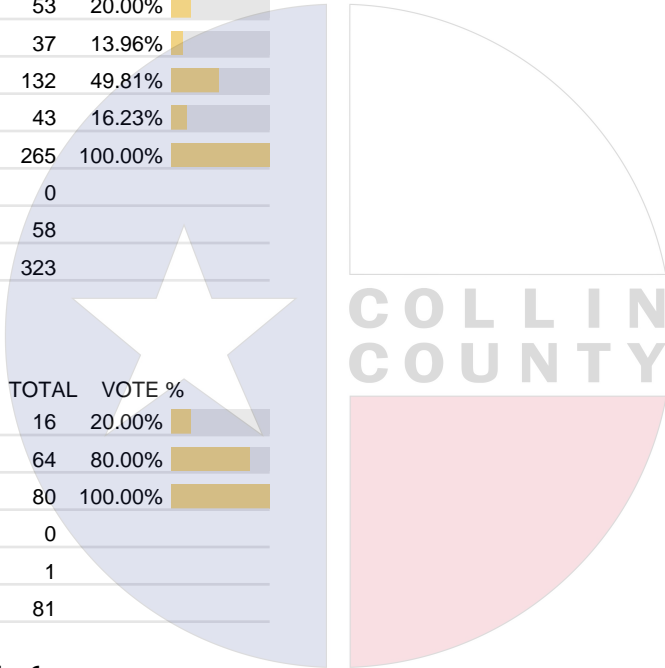
	TOTAL	VOTE %	
Adam Strickland	53	20.00%	<div><div></div></div>
Chelysia Renae Young	37	13.96%	<div><div></div></div>
Jeff Cox	132	49.81%	<div><div></div></div>
Heather Minyard	43	16.23%	<div><div></div></div>
Total Votes Cast	265	100.00%	<div><div></div></div>
Overvotes	0		
Undervotes	58		
Contest Totals	323		

Proposition B – City of Lavon  
Vote For 1

	TOTAL	VOTE %	
For	16	20.00%	<div><div></div></div>
Against	64	80.00%	<div><div></div></div>
Total Votes Cast	80	100.00%	<div><div></div></div>
Overvotes	0		
Undervotes	1		
Contest Totals	81		

Proposition A – Collin County MUD No. 6  
Vote For 1

	TOTAL	VOTE %	
For	2	100.00%	<div><div></div></div>
Against	0	0.00%	<div><div></div></div>
Total Votes Cast	2	100.00%	<div><div></div></div>
Overvotes	0		
Undervotes	0		
Contest Totals	2		



Collin County Seal  
Watermark Seal for Collin County,  
Collin County Government



PCT 033

Directors, Collin County MUD No. 6  
Vote For 5

	TOTAL	VOTE %	
Will Droese	2	20.00%	<div><div></div></div>
Ryan Duffie	2	20.00%	<div><div></div></div>
Haley Birmingham	2	20.00%	<div><div></div></div>
Genna Skolnik	2	20.00%	<div><div></div></div>
Alec Johns	2	20.00%	<div><div></div></div>
Total Votes Cast	10	100.00%	<div><div></div></div>
Overvotes	0		
Undervotes	0		
Contest Totals	10		

Proposition B – Collin County MUD No. 6  
Vote For 1

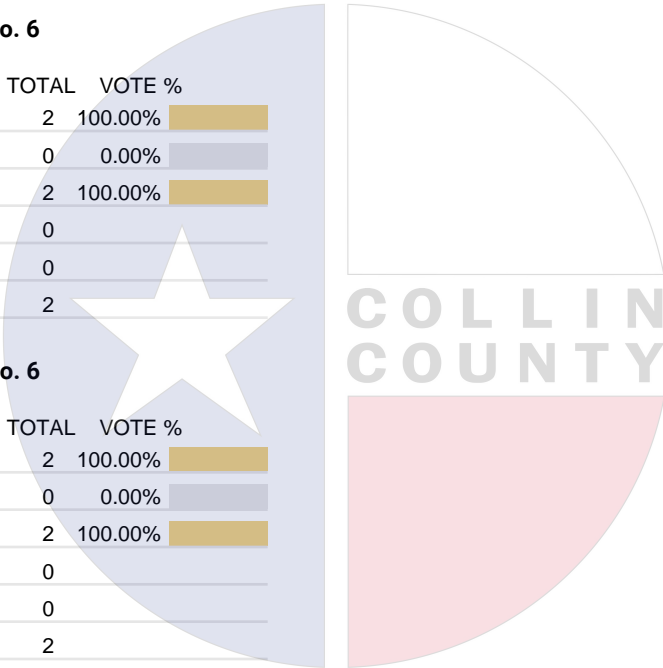
	TOTAL	VOTE %	
For	2	100.00%	<div><div></div></div>
Against	0	0.00%	<div><div></div></div>
Total Votes Cast	2	100.00%	<div><div></div></div>
Overvotes	0		
Undervotes	0		
Contest Totals	2		

Proposition C – Collin County MUD No. 6  
Vote For 1

	TOTAL	VOTE %	
For	2	100.00%	<div><div></div></div>
Against	0	0.00%	<div><div></div></div>
Total Votes Cast	2	100.00%	<div><div></div></div>
Overvotes	0		
Undervotes	0		
Contest Totals	2		

Proposition D – Collin County MUD No. 6  
Vote For 1

	TOTAL	VOTE %	
For	2	100.00%	<div><div></div></div>
Against	0	0.00%	<div><div></div></div>
Total Votes Cast	2	100.00%	<div><div></div></div>
Overvotes	0		
Undervotes	0		
Contest Totals	2		



Collin County Seal  
Watermark Seal for Collin County,  
Collin County Government

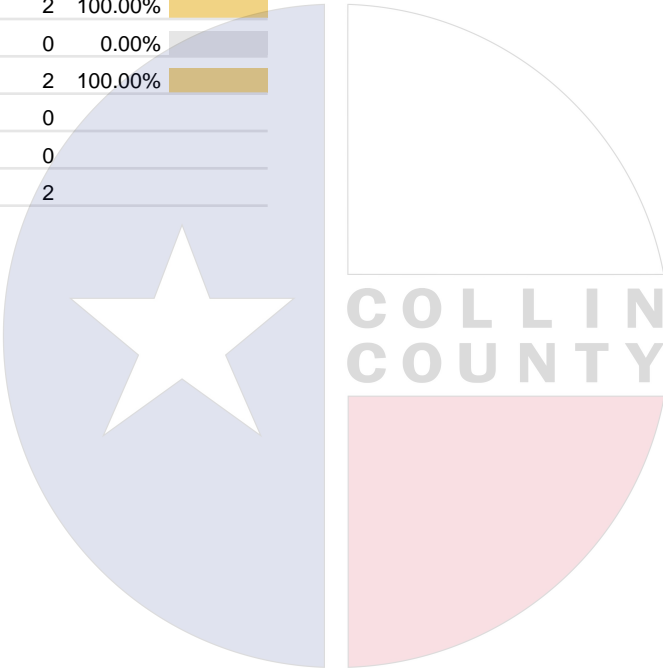
PCT 033

Proposition E – Collin County MUD No. 6

	TOTAL	VOTE %	
For	2	100.00%	<div></div>
Against	0	0.00%	<div></div>
Total Votes Cast	2	100.00%	<div></div>
Overvotes	0		
Undervotes	0		
Contest Totals	2		

Proposition F – Collin County MUD No. 6

	TOTAL	VOTE %	
For	2	100.00%	<div></div>
Against	0	0.00%	<div></div>
Total Votes Cast	2	100.00%	<div></div>
Overvotes	0		
Undervotes	0		
Contest Totals	2		



Collin County Seal  
Watermark Seal for Collin County.  
Collin County Government

PCT 034

Statistics	TOTAL
Registered Voters - Total	4,258
Ballots Cast - Total	593
Voter Turnout - Total	13.93%

Trustee, Place 4 - Collin Co. Comm. College Dist.  
Vote For 1

	TOTAL	VOTE %
Tamara Thomas	278	52.35%
Staci L. Weaver	253	47.65%
Total Votes Cast	531	100.00%
Overvotes	0	
Undervotes	62	
Contest Totals	593	

Trustee, Place 5 - Collin Co. Comm. College Dist.  
Vote For 1

	TOTAL	VOTE %
Raj Menon	399	100.00%
Total Votes Cast	399	100.00%
Overvotes	0	
Undervotes	194	
Contest Totals	593	

Trustee, Place 6 - Collin Co. Comm. College Dist.  
Vote For 1

	TOTAL	VOTE %
Justin Adcock	292	100.00%
Total Votes Cast	292	100.00%
Overvotes	0	
Undervotes	301	
Contest Totals	593	

Councilmember, Place No. 2, District No. 2 – City of Plano  
Vote For 1

	TOTAL	VOTE %
Bob Kehr	363	65.17%
Carson K. Underwood	53	9.52%
Douglas Reeves	141	25.31%
Total Votes Cast	557	100.00%
Overvotes	0	
Undervotes	36	
Contest Totals	593	

## PCT 034

### Councilmember, Place No. 4, District No. 4 – City of Plano

Vote For 1

	TOTAL	VOTE %	
Cody Weaver	208	37.21%	<div><div></div></div>
Christene “Chris” Krupa Downs	351	62.79%	<div><div></div></div>
Total Votes Cast	559	100.00%	<div><div></div></div>
Overvotes	0		
Undervotes	34		
Contest Totals	593		

### Councilmember, Place No. 6, Mayor – City of Plano

Vote For 1

	TOTAL	VOTE %	
John Muns	421	100.00%	<div><div></div></div>
Total Votes Cast	421	100.00%	<div><div></div></div>
Overvotes	0		
Undervotes	172		
Contest Totals	593		

### Councilmember, Place No. 8 – City of Plano

Vote For 1

	TOTAL	VOTE %	
Vidal Quintanilla	332	61.03%	<div><div></div></div>
Hayden Padgett	212	38.97%	<div><div></div></div>
Total Votes Cast	544	100.00%	<div><div></div></div>
Overvotes	0		
Undervotes	49		
Contest Totals	593		

### Councilmember, Place No. 5, Unexpired Term – City of Plano

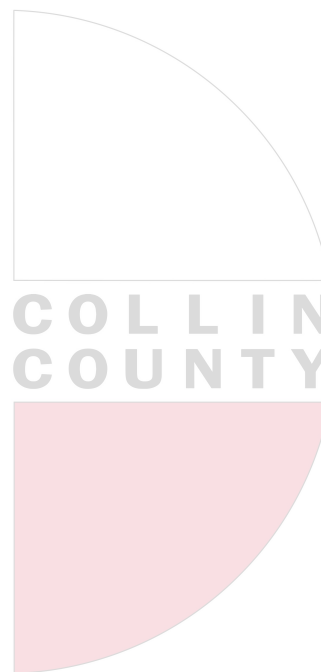
Vote For 1

	TOTAL	VOTE %	
Gary Cary	167	31.39%	<div><div></div></div>
Steve Lavine	365	68.61%	<div><div></div></div>
Total Votes Cast	532	100.00%	<div><div></div></div>
Overvotes	0		
Undervotes	61		
Contest Totals	593		

### Proposition A – City of Plano

Vote For 1

	TOTAL	VOTE %	
For	383	66.15%	<div><div></div></div>
Against	196	33.85%	<div><div></div></div>
Total Votes Cast	579	100.00%	<div><div></div></div>
Overvotes	0		
Undervotes	14		
Contest Totals	593		



## PCT 034

### Proposition B – City of Plano

Vote For 1

	TOTAL	VOTE %	
For	297	51.47%	<div><div></div></div>
Against	280	48.53%	<div><div></div></div>
Total Votes Cast	577	100.00%	<div><div></div></div>
Overvotes	0		
Undervotes	16		
Contest Totals	593		

### Proposition C – City of Plano

Vote For 1

	TOTAL	VOTE %	
For	310	54.10%	<div><div></div></div>
Against	263	45.90%	<div><div></div></div>
Total Votes Cast	573	100.00%	<div><div></div></div>
Overvotes	0		
Undervotes	20		
Contest Totals	593		

### Proposition D – City of Plano

Vote For 1

	TOTAL	VOTE %	
For	363	63.24%	<div><div></div></div>
Against	211	36.76%	<div><div></div></div>
Total Votes Cast	574	100.00%	<div><div></div></div>
Overvotes	0		
Undervotes	19		
Contest Totals	593		

### Proposition E – City of Plano

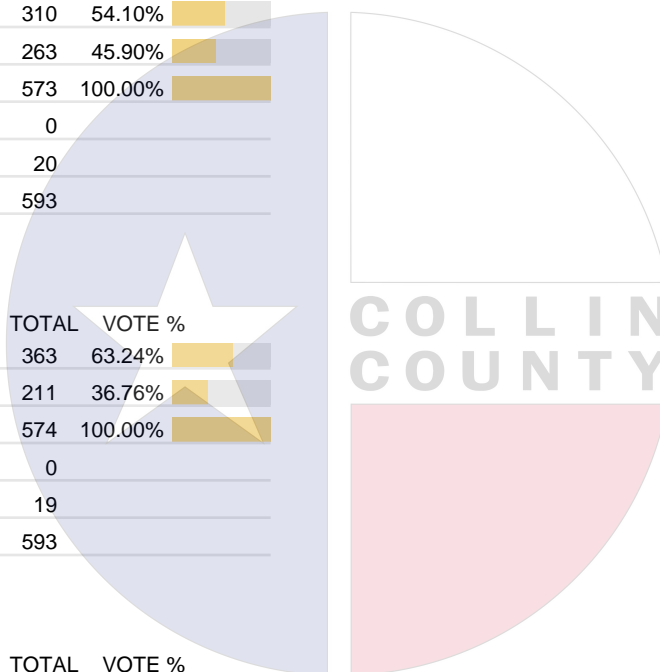
Vote For 1

	TOTAL	VOTE %	
For	285	50.89%	<div><div></div></div>
Against	275	49.11%	<div><div></div></div>
Total Votes Cast	560	100.00%	<div><div></div></div>
Overvotes	0		
Undervotes	33		
Contest Totals	593		

### Proposition F – City of Plano

Vote For 1

	TOTAL	VOTE %	
For	377	66.26%	<div><div></div></div>
Against	192	33.74%	<div><div></div></div>
Total Votes Cast	569	100.00%	<div><div></div></div>
Overvotes	0		
Undervotes	24		
Contest Totals	593		



Collin County Seal  
Watermark Seal for Collin County.  
Collin County Government

## PCT 034

### Proposition G – City of Plano

Vote For 1

	TOTAL	VOTE %	
For	418	73.08%	<div><div></div></div>
Against	154	26.92%	<div><div></div></div>
Total Votes Cast	572	100.00%	<div><div></div></div>
Overvotes	0		
Undervotes	21		
Contest Totals	593		

### Trustee, Place 1 – Plano ISD

Vote For 1

	TOTAL	VOTE %	
Lauren Tyra	388	100.00%	<div><div></div></div>
Total Votes Cast	388	100.00%	<div><div></div></div>
Overvotes	0		
Undervotes	205		
Contest Totals	593		

### Trustee, Place 2 – Plano ISD

Vote For 1

	TOTAL	VOTE %	
Sam Johnson	433	89.83%	<div><div></div></div>
Xiomar Pierre	49	10.17%	<div><div></div></div>
Total Votes Cast	482	100.00%	<div><div></div></div>
Overvotes	0		
Undervotes	111		
Contest Totals	593		

### Trustee, Place 3 – Plano ISD


Vote For 1

	TOTAL	VOTE %	
Nancy C. Humphrey	388	78.70%	<div><div></div></div>
Harper Weaver	105	21.30%	<div><div></div></div>
Total Votes Cast	493	100.00%	<div><div></div></div>
Overvotes	0		
Undervotes	100		
Contest Totals	593		

### Trustee, Place 6 – Plano ISD

Vote For 1

	TOTAL	VOTE %	
Andrew Rettke	48	9.07%	<div><div></div></div>
Elisa Klein	324	61.25%	<div><div></div></div>
Dash Weerasinghe	157	29.68%	<div><div></div></div>
Total Votes Cast	529	100.00%	<div><div></div></div>
Overvotes	0		
Undervotes	64		
Contest Totals	593		



Collin County Seal  
Watermark Seal for Collin County.  
Collin County Government

PCT 035

Statistics	TOTAL
Registered Voters - Total	1,782
Ballots Cast - Total	46
Voter Turnout - Total	2.58%

Trustee, Place 4 - Collin Co. Comm. College Dist.  
Vote For 1

	TOTAL	VOTE %
Tamara Thomas	14	40.00%
Staci L. Weaver	21	60.00%
Total Votes Cast	35	100.00%
Overvotes	0	
Undervotes	11	
Contest Totals	46	

Trustee, Place 5 - Collin Co. Comm. College Dist.  
Vote For 1

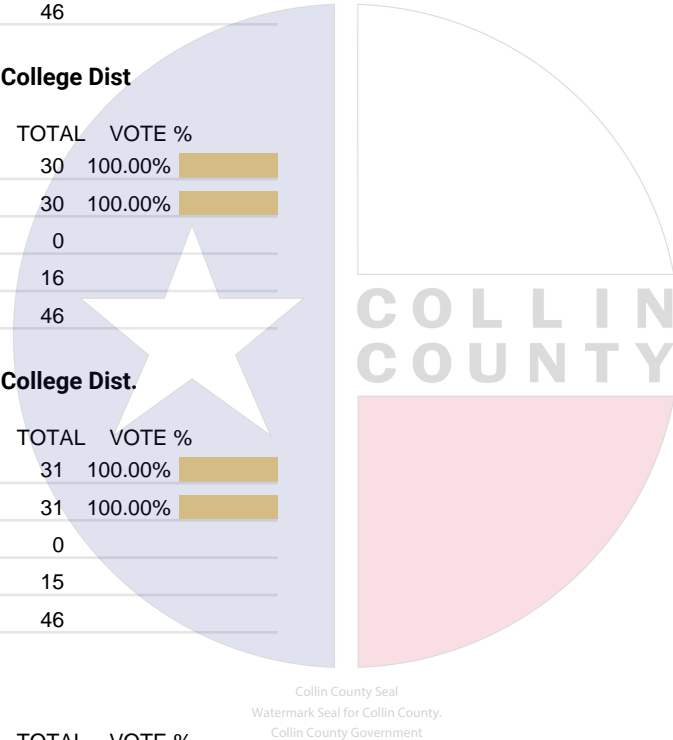
	TOTAL	VOTE %
Raj Menon	30	100.00%
Total Votes Cast	30	100.00%
Overvotes	0	
Undervotes	16	
Contest Totals	46	

Trustee, Place 6 - Collin Co. Comm. College Dist.  
Vote For 1

	TOTAL	VOTE %
Justin Adcock	31	100.00%
Total Votes Cast	31	100.00%
Overvotes	0	
Undervotes	15	
Contest Totals	46	

Trustee, Place 1 - Community ISD  
Vote For 1

	TOTAL	VOTE %
Jeff Pendill	29	65.91%
Kathryn Grant	15	34.09%
Total Votes Cast	44	100.00%
Overvotes	0	
Undervotes	1	
Contest Totals	45	



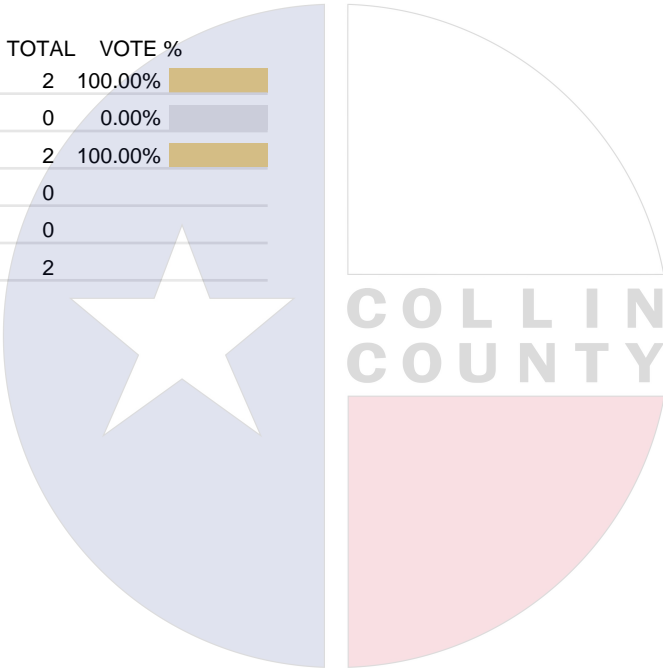
PCT 035

Trustee, Place 3 – Community ISD  
Vote For 1

	TOTAL	VOTE %	
Adam Strickland	27	60.00%	<div><div></div></div>
Chelysia Renae Young	2	4.44%	<div><div></div></div>
Jeff Cox	13	28.89%	<div><div></div></div>
Heather Minyard	3	6.67%	<div><div></div></div>
Total Votes Cast	45	100.00%	<div><div></div></div>
Overvotes	0		
Undervotes	0		
Contest Totals	45		

Proposition B – City of Lavon  
Vote For 1

	TOTAL	VOTE %	
For	2	100.00%	<div><div></div></div>
Against	0	0.00%	<div><div></div></div>
Total Votes Cast	2	100.00%	<div><div></div></div>
Overvotes	0		
Undervotes	0		
Contest Totals	2		



Collin County Seal  
Watermark Seal for Collin County.  
Collin County Government



PCT 036

Statistics	TOTAL
Registered Voters - Total	1,946
Ballots Cast - Total	356
Voter Turnout - Total	18.29%

Trustee, Place 4 - Collin Co. Comm. College Dist.  
Vote For 1

	TOTAL	VOTE %
Tamara Thomas	86	38.05%
Staci L. Weaver	140	61.95%
Total Votes Cast	226	100.00%
Overvotes	0	
Undervotes	130	
Contest Totals	356	

Trustee, Place 5 - Collin Co. Comm. College Dist.  
Vote For 1

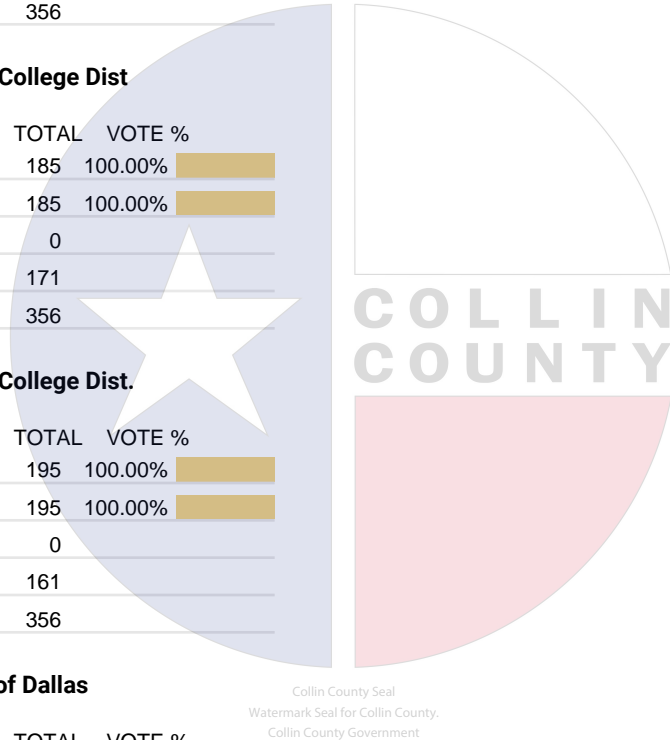
	TOTAL	VOTE %
Raj Menon	185	100.00%
Total Votes Cast	185	100.00%
Overvotes	0	
Undervotes	171	
Contest Totals	356	

Trustee, Place 6 - Collin Co. Comm. College Dist.  
Vote For 1

	TOTAL	VOTE %
Justin Adcock	195	100.00%
Total Votes Cast	195	100.00%
Overvotes	0	
Undervotes	161	
Contest Totals	356	

Member of Council, Place 12 – City of Dallas  
Vote For 1

	TOTAL	VOTE %
Cara Mendelsohn	292	82.25%
Marc Rossouw	50	14.08%
Jose Cavazos	13	3.66%
Total Votes Cast	355	100.00%
Overvotes	0	
Undervotes	1	
Contest Totals	356	



PCT 036

Trustee, Place 1 – Plano ISD  
Vote For 1

	TOTAL	VOTE %	
Lauren Tyra	190	100.00%	<div><div></div></div>
Total Votes Cast	190	100.00%	<div><div></div></div>
Overvotes	0		
Undervotes	166		
Contest Totals	356		

Trustee, Place 2 – Plano ISD  
Vote For 1

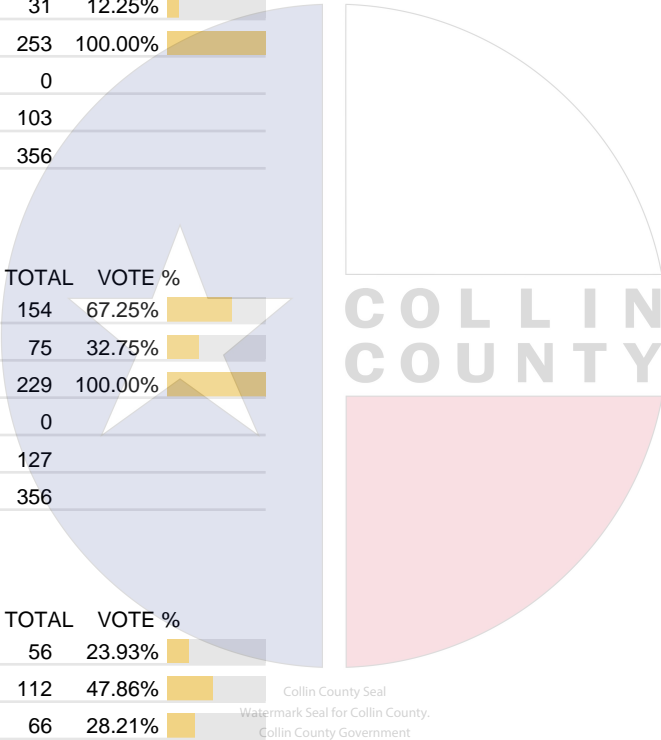
	TOTAL	VOTE %	
Sam Johnson	222	87.75%	<div><div></div></div>
Xiomar Pierre	31	12.25%	<div><div></div></div>
Total Votes Cast	253	100.00%	<div><div></div></div>
Overvotes	0		
Undervotes	103		
Contest Totals	356		

Trustee, Place 3 – Plano ISD  
Vote For 1

	TOTAL	VOTE %	
Nancy C. Humphrey	154	67.25%	<div><div></div></div>
Harper Weaver	75	32.75%	<div><div></div></div>
Total Votes Cast	229	100.00%	<div><div></div></div>
Overvotes	0		
Undervotes	127		
Contest Totals	356		

Trustee, Place 6 – Plano ISD  
Vote For 1

	TOTAL	VOTE %	
Andrew Rettke	56	23.93%	<div><div></div></div>
Elisa Klein	112	47.86%	<div><div></div></div>
Dash Weerasinghe	66	28.21%	<div><div></div></div>
Total Votes Cast	234	100.00%	<div><div></div></div>
Overvotes	0		
Undervotes	122		
Contest Totals	356		



PCT 037

Statistics	TOTAL
Registered Voters - Total	2,768
Ballots Cast - Total	357
Voter Turnout - Total	12.90%

Trustee, Place 4 - Collin Co. Comm. College Dist.  
Vote For 1

	TOTAL	VOTE %
Tamara Thomas	69	28.75%
Staci L. Weaver	171	71.25%
Total Votes Cast	240	100.00%
Overvotes	0	
Undervotes	117	
Contest Totals	357	

Trustee, Place 5 - Collin Co. Comm. College Dist.  
Vote For 1

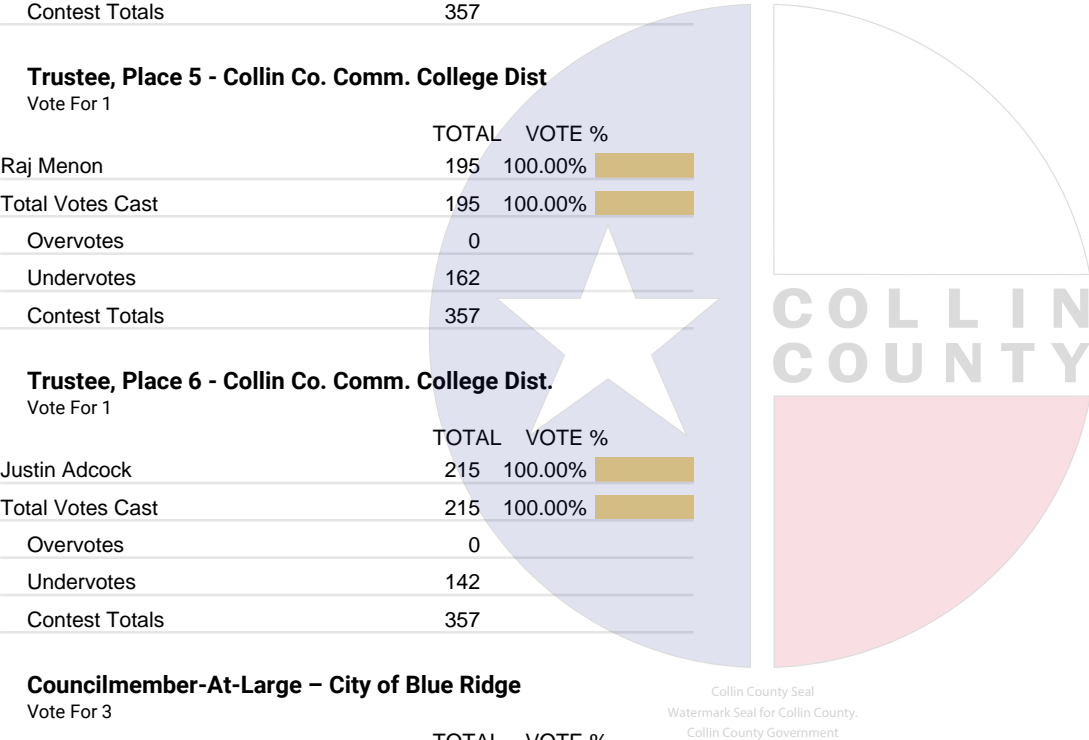
	TOTAL	VOTE %
Raj Menon	195	100.00%
Total Votes Cast	195	100.00%
Overvotes	0	
Undervotes	162	
Contest Totals	357	

Trustee, Place 6 - Collin Co. Comm. College Dist.  
Vote For 1

	TOTAL	VOTE %
Justin Adcock	215	100.00%
Total Votes Cast	215	100.00%
Overvotes	0	
Undervotes	142	
Contest Totals	357	

Councilmember-At-Large – City of Blue Ridge  
Vote For 3

	TOTAL	VOTE %
Tammy Crosswhite	42	12.57%
Trenton Sissom	95	28.44%
Dennis Davis	23	6.89%
Linda Braly	92	27.54%
Wendy Mattingly	82	24.55%
Total Votes Cast	334	100.00%
Overvotes	0	
Undervotes	62	
Contest Totals	396	



## PCT 037

### Trustee, Place 2 – Blue Ridge ISD

Vote For 1

	TOTAL	VOTE %	
Matt Grier	234	100.00%	<div><div></div></div>
Total Votes Cast	234	100.00%	<div><div></div></div>
Overvotes	0		
Undervotes	114		
Contest Totals	348		

### Trustee, Place 4 – Blue Ridge ISD

Vote For 1

	TOTAL	VOTE %	
Eddie Childers	95	33.45%	<div><div></div></div>
Jenna Capps	189	66.55%	<div><div></div></div>
Total Votes Cast	284	100.00%	<div><div></div></div>
Overvotes	0		
Undervotes	64		
Contest Totals	348		

### Trustee, Place 6 – Blue Ridge ISD

Vote For 1

	TOTAL	VOTE %	
Scott Cessna	229	100.00%	<div><div></div></div>
Total Votes Cast	229	100.00%	<div><div></div></div>
Overvotes	0		
Undervotes	119		
Contest Totals	348		

### Trustee, Place 7 – Blue Ridge ISD

Vote For 1

	TOTAL	VOTE %	
John Gaulden	241	100.00%	<div><div></div></div>
Total Votes Cast	241	100.00%	<div><div></div></div>
Overvotes	0		
Undervotes	107		
Contest Totals	348		

### Proposition A – Blue Ridge ISD

Vote For 1

	TOTAL	VOTE %	
FOR	248	71.68%	<div><div></div></div>
AGAINST	98	28.32%	<div><div></div></div>
Total Votes Cast	346	100.00%	<div><div></div></div>
Overvotes	0		
Undervotes	2		
Contest Totals	348		

Collin County Seal  
Watermark Seal for Collin County,  
Collin County Government

PCT 038

Statistics	TOTAL
Registered Voters - Total	3,922
Ballots Cast - Total	225
Voter Turnout - Total	5.74%

Trustee, Place 4 - Collin Co. Comm. College Dist.  
Vote For 1

	TOTAL	VOTE %	
Tamara Thomas	114	61.29%	<div><div></div></div>
Staci L. Weaver	72	38.71%	<div><div></div></div>
Total Votes Cast	186	100.00%	<div><div></div></div>
Overvotes	0		
Undervotes	39		
Contest Totals	225		

Trustee, Place 5 - Collin Co. Comm. College Dist.  
Vote For 1

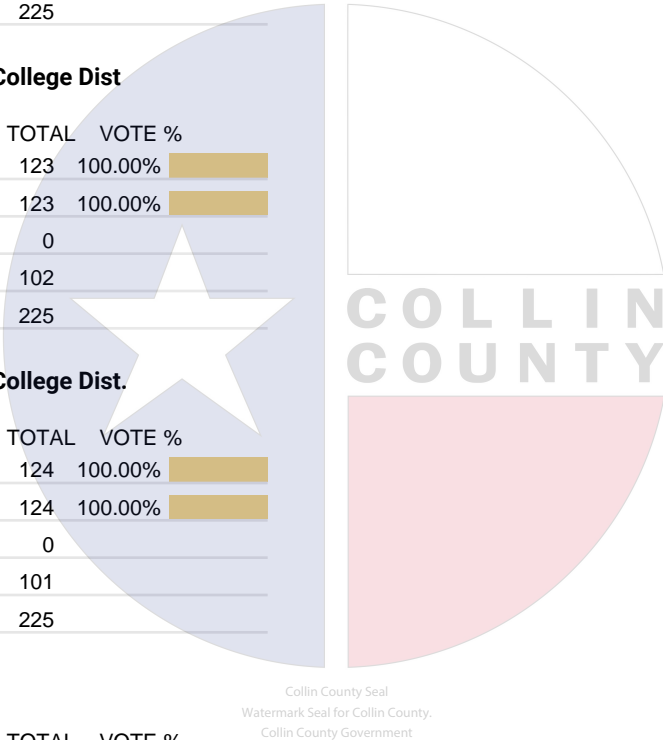
	TOTAL	VOTE %	
Raj Menon	123	100.00%	<div><div></div></div>
Total Votes Cast	123	100.00%	<div><div></div></div>
Overvotes	0		
Undervotes	102		
Contest Totals	225		

Trustee, Place 6 - Collin Co. Comm. College Dist.  
Vote For 1

	TOTAL	VOTE %	
Justin Adcock	124	100.00%	<div><div></div></div>
Total Votes Cast	124	100.00%	<div><div></div></div>
Overvotes	0		
Undervotes	101		
Contest Totals	225		

Mayor – City of McKinney  
Vote For 1

	TOTAL	VOTE %	
Matt “Doc” Rostami	18	8.07%	<div><div></div></div>
Taylor Willingham	20	8.97%	<div><div></div></div>
Bill Cox	116	52.02%	<div><div></div></div>
Scott Sanford	69	30.94%	<div><div></div></div>
Total Votes Cast	223	100.00%	<div><div></div></div>
Overvotes	0		
Undervotes	2		
Contest Totals	225		



## PCT 038

### Council Member, At-Large No. 1 – City of McKinney

Vote For 1

	TOTAL	VOTE %	
Brian J. Magnuson	31	14.98%	<div><div></div></div>
Derrick Tarver	64	30.92%	<div><div></div></div>
Ernest Lynch	51	24.64%	<div><div></div></div>
Taha Ansari	33	15.94%	<div><div></div></div>
Jim Garrison	28	13.53%	<div><div></div></div>
Total Votes Cast	207	100.00%	<div><div></div></div>
Overvotes	0		
Undervotes	18		
Contest Totals	225		

### Board of Trustees, Place 4 – Allen ISD

Vote For 1

	TOTAL	VOTE %	
Rosalind Lewis	48	62.34%	<div><div></div></div>
Becca Kinnear	29	37.66%	<div><div></div></div>
Total Votes Cast	77	100.00%	<div><div></div></div>
Overvotes	0		
Undervotes	31		
Contest Totals	108		

### Board of Trustees, Place 5 – Allen ISD

Vote For 1

	TOTAL	VOTE %	
Kit McKee	25	32.89%	<div><div></div></div>
Amanda Campbell	51	67.11%	<div><div></div></div>
Total Votes Cast	76	100.00%	<div><div></div></div>
Overvotes	0		
Undervotes	32		
Contest Totals	108		

### Trustee, Place 1 – Frisco ISD

Vote For 1

	TOTAL	VOTE %	
Amit Kalra	26	34.67%	<div><div></div></div>
Suresh Manduva	37	49.33%	<div><div></div></div>
Muni Janagarajan	12	16.00%	<div><div></div></div>
Total Votes Cast	75	100.00%	<div><div></div></div>
Overvotes	0		
Undervotes	42		
Contest Totals	117		

Collin County Seal  
Watermark Seal for Collin County,  
Collin County Government

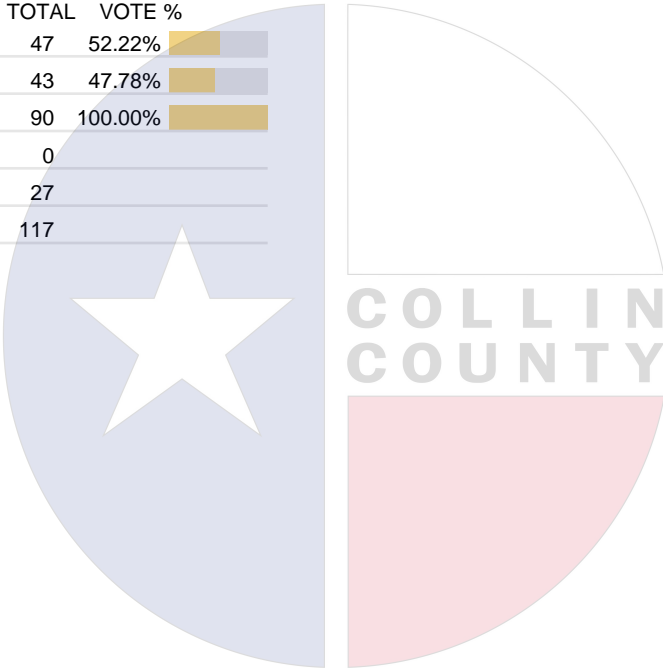
PCT 038

Trustee, Place 2 – Frisco ISD  
Vote For 1

	TOTAL	VOTE %	
Melanie Barrios Jones	36	41.38%	<div><div></div></div>
Ange Yao	11	12.64%	<div><div></div></div>
Renee Sample	40	45.98%	<div><div></div></div>
Total Votes Cast	87	100.00%	<div><div></div></div>
Overvotes	0		
Undervotes	30		
Contest Totals	117		

Trustee, Place 3 – Frisco ISD  
Vote For 1

	TOTAL	VOTE %	
Stuart Shulman	47	52.22%	<div><div></div></div>
Stephanie Elad	43	47.78%	<div><div></div></div>
Total Votes Cast	90	100.00%	<div><div></div></div>
Overvotes	0		
Undervotes	27		
Contest Totals	117		



Collin County Seal  
Watermark Seal for Collin County.  
Collin County Government

PCT 039

Statistics	TOTAL
Registered Voters - Total	2,890
Ballots Cast - Total	266
Voter Turnout - Total	9.20%

Trustee, Place 4 - Collin Co. Comm. College Dist.  
Vote For 1

	TOTAL	VOTE %	
Tamara Thomas	135	56.49%	<div><div></div></div>
Staci L. Weaver	104	43.51%	<div><div></div></div>
Total Votes Cast	239	100.00%	<div><div></div></div>
Overvotes	0		
Undervotes	27		
Contest Totals	266		

Trustee, Place 5 - Collin Co. Comm. College Dist.  
Vote For 1

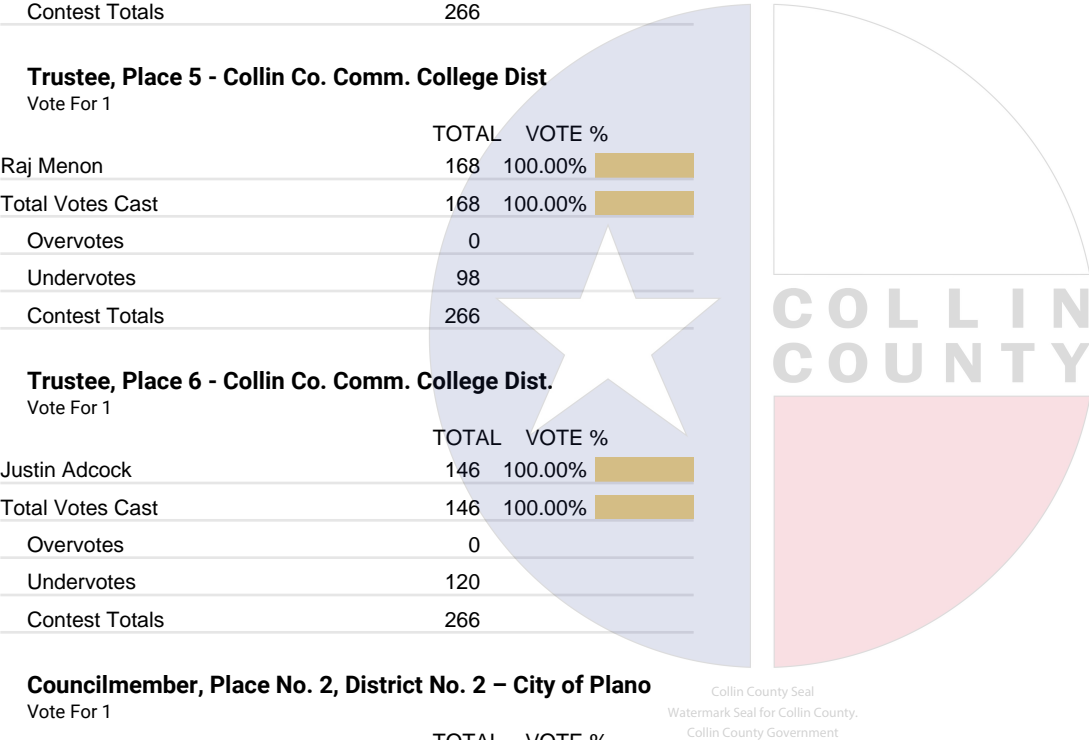
	TOTAL	VOTE %	
Raj Menon	168	100.00%	<div><div></div></div>
Total Votes Cast	168	100.00%	<div><div></div></div>
Overvotes	0		
Undervotes	98		
Contest Totals	266		

Trustee, Place 6 - Collin Co. Comm. College Dist.  
Vote For 1

	TOTAL	VOTE %	
Justin Adcock	146	100.00%	<div><div></div></div>
Total Votes Cast	146	100.00%	<div><div></div></div>
Overvotes	0		
Undervotes	120		
Contest Totals	266		

Councilmember, Place No. 2, District No. 2 – City of Plano  
Vote For 1

	TOTAL	VOTE %	
Bob Kehr	150	59.29%	<div><div></div></div>
Carson K. Underwood	50	19.76%	<div><div></div></div>
Douglas Reeves	53	20.95%	<div><div></div></div>
Total Votes Cast	253	100.00%	<div><div></div></div>
Overvotes	0		
Undervotes	13		
Contest Totals	266		





## PCT 039

### Councilmember, Place No. 4, District No. 4 – City of Plano

Vote For 1

	TOTAL	VOTE %	
Cody Weaver	102	40.80%	<div><div></div></div>
Christene “Chris” Krupa Downs	148	59.20%	<div><div></div></div>
Total Votes Cast	250	100.00%	<div><div></div></div>
Overvotes	0		
Undervotes	16		
Contest Totals	266		

### Councilmember, Place No. 6, Mayor – City of Plano

Vote For 1

	TOTAL	VOTE %	
John Muns	199	100.00%	<div><div></div></div>
Total Votes Cast	199	100.00%	<div><div></div></div>
Overvotes	0		
Undervotes	67		
Contest Totals	266		

### Councilmember, Place No. 8 – City of Plano

Vote For 1

	TOTAL	VOTE %	
Vidal Quintanilla	151	60.40%	<div><div></div></div>
Hayden Padgett	99	39.60%	<div><div></div></div>
Total Votes Cast	250	100.00%	<div><div></div></div>
Overvotes	0		
Undervotes	16		
Contest Totals	266		

### Councilmember, Place No. 5, Unexpired Term – City of Plano


Vote For 1

	TOTAL	VOTE %	
Gary Cary	90	36.29%	<div><div></div></div>
Steve Lavine	158	63.71%	<div><div></div></div>
Total Votes Cast	248	100.00%	<div><div></div></div>
Overvotes	0		
Undervotes	18		
Contest Totals	266		

### Proposition A – City of Plano

Vote For 1

	TOTAL	VOTE %	
For	191	73.18%	<div><div></div></div>
Against	70	26.82%	<div><div></div></div>
Total Votes Cast	261	100.00%	<div><div></div></div>
Overvotes	0		
Undervotes	5		
Contest Totals	266		



## PCT 039

### Proposition B – City of Plano

Vote For 1

	TOTAL	VOTE %	
For	145	55.34%	<div><div></div></div>
Against	117	44.66%	<div><div></div></div>
Total Votes Cast	262	100.00%	<div><div></div></div>
Overvotes	0		
Undervotes	4		
Contest Totals	266		

### Proposition C – City of Plano

Vote For 1

	TOTAL	VOTE %	
For	149	57.31%	<div><div></div></div>
Against	111	42.69%	<div><div></div></div>
Total Votes Cast	260	100.00%	<div><div></div></div>
Overvotes	0		
Undervotes	6		
Contest Totals	266		

### Proposition D – City of Plano

Vote For 1

	TOTAL	VOTE %	
For	176	67.95%	<div><div></div></div>
Against	83	32.05%	<div><div></div></div>
Total Votes Cast	259	100.00%	<div><div></div></div>
Overvotes	0		
Undervotes	7		
Contest Totals	266		

### Proposition E – City of Plano

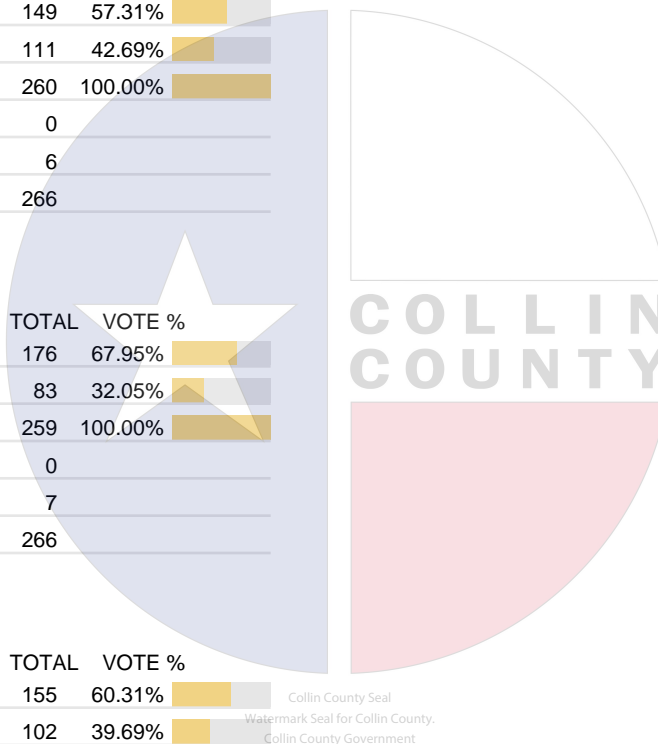
Vote For 1

	TOTAL	VOTE %	
For	155	60.31%	<div><div></div></div>
Against	102	39.69%	<div><div></div></div>
Total Votes Cast	257	100.00%	<div><div></div></div>
Overvotes	0		
Undervotes	9		
Contest Totals	266		

### Proposition F – City of Plano

Vote For 1

	TOTAL	VOTE %	
For	193	73.95%	<div><div></div></div>
Against	68	26.05%	<div><div></div></div>
Total Votes Cast	261	100.00%	<div><div></div></div>
Overvotes	0		
Undervotes	5		
Contest Totals	266		



## PCT 039

### Proposition G – City of Plano

Vote For 1

	TOTAL	VOTE %	
For	192	74.42%	<div><div></div></div>
Against	66	25.58%	<div><div></div></div>
Total Votes Cast	258	100.00%	<div><div></div></div>
Overvotes	0		
Undervotes	8		
Contest Totals	266		

### Trustee, Place 1 – Plano ISD

Vote For 1

	TOTAL	VOTE %	
Lauren Tyra	185	100.00%	<div><div></div></div>
Total Votes Cast	185	100.00%	<div><div></div></div>
Overvotes	0		
Undervotes	81		
Contest Totals	266		

### Trustee, Place 2 – Plano ISD

Vote For 1

	TOTAL	VOTE %	
Sam Johnson	198	83.54%	<div><div></div></div>
Xiomar Pierre	39	16.46%	<div><div></div></div>
Total Votes Cast	237	100.00%	<div><div></div></div>
Overvotes	0		
Undervotes	29		
Contest Totals	266		

### Trustee, Place 3 – Plano ISD

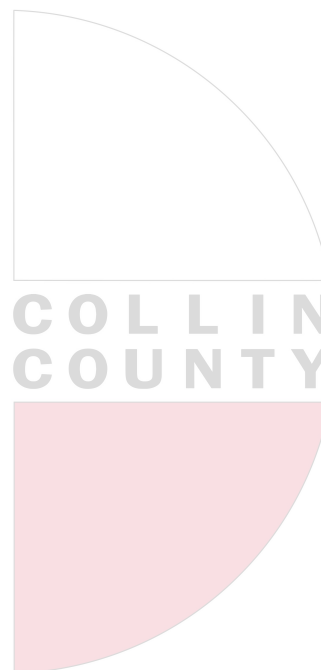
Vote For 1

	TOTAL	VOTE %	
Nancy C. Humphrey	161	69.40%	<div><div></div></div>
Harper Weaver	71	30.60%	<div><div></div></div>
Total Votes Cast	232	100.00%	<div><div></div></div>
Overvotes	0		
Undervotes	34		
Contest Totals	266		

### Trustee, Place 6 – Plano ISD

Vote For 1

	TOTAL	VOTE %	
Andrew Rettke	39	16.32%	<div><div></div></div>
Elisa Klein	144	60.25%	<div><div></div></div>
Dash Weerasinghe	56	23.43%	<div><div></div></div>
Total Votes Cast	239	100.00%	<div><div></div></div>
Overvotes	0		
Undervotes	27		
Contest Totals	266		



Collin County Seal  
Watermark Seal for Collin County.  
Collin County Government

PCT 040

Statistics	TOTAL
Registered Voters - Total	3,503
Ballots Cast - Total	192
Voter Turnout - Total	5.48%

Trustee, Place 4 - Collin Co. Comm. College Dist.  
Vote For 1

	TOTAL	VOTE %	
Tamara Thomas	73	42.44%	<div><div></div></div>
Staci L. Weaver	99	57.56%	<div><div></div></div>
Total Votes Cast	172	100.00%	<div><div></div></div>
Overvotes	0		
Undervotes	20		
Contest Totals	192		

Trustee, Place 5 - Collin Co. Comm. College Dist.  
Vote For 1

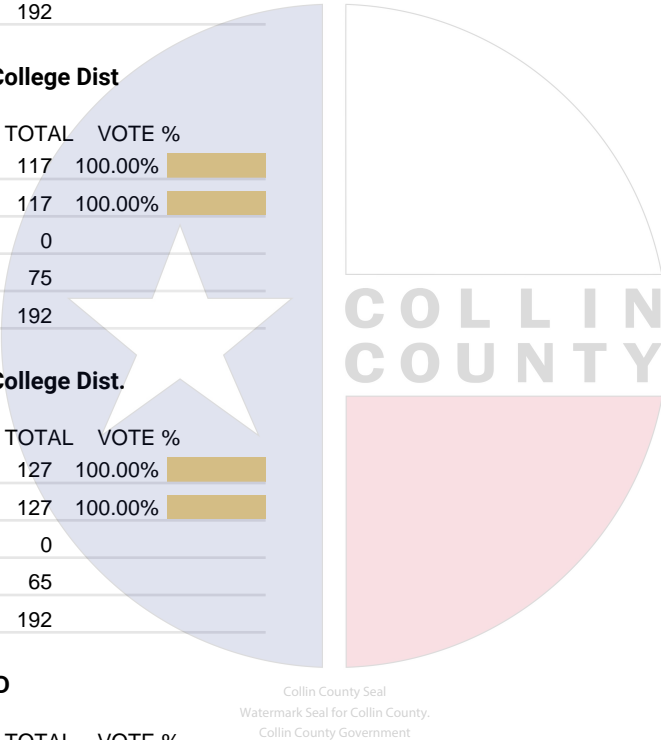
	TOTAL	VOTE %	
Raj Menon	117	100.00%	<div><div></div></div>
Total Votes Cast	117	100.00%	<div><div></div></div>
Overvotes	0		
Undervotes	75		
Contest Totals	192		

Trustee, Place 6 - Collin Co. Comm. College Dist.  
Vote For 1

	TOTAL	VOTE %	
Justin Adcock	127	100.00%	<div><div></div></div>
Total Votes Cast	127	100.00%	<div><div></div></div>
Overvotes	0		
Undervotes	65		
Contest Totals	192		

Board of Trustees, Place 4 - Allen ISD  
Vote For 1


	TOTAL	VOTE %	
Rosalind Lewis	63	32.98%	<div><div></div></div>
Becca Kinnear	128	67.02%	<div><div></div></div>
Total Votes Cast	191	100.00%	<div><div></div></div>
Overvotes	0		
Undervotes	1		
Contest Totals	192		



PCT 040

Board of Trustees, Place 5 – Allen ISD  
Vote For 1

	TOTAL	VOTE %	
Kit McKee	80	43.01%	<div><div></div></div>
Amanda Campbell	106	56.99%	<div><div></div></div>
Total Votes Cast	186	100.00%	<div><div></div></div>
Overvotes	0		
Undervotes	6		
Contest Totals	192		



Collin County Seal  
Watermark Seal for Collin County.  
Collin County Government

PCT 041

Statistics	TOTAL
Registered Voters - Total	5,209
Ballots Cast - Total	751
Voter Turnout - Total	14.42%

Trustee, Place 4 - Collin Co. Comm. College Dist.  
Vote For 1

	TOTAL	VOTE %
Tamara Thomas	149	28.88%
Staci L. Weaver	367	71.12%
Total Votes Cast	516	100.00%
Overvotes	0	
Undervotes	235	
Contest Totals	751	

Trustee, Place 5 - Collin Co. Comm. College Dist.  
Vote For 1

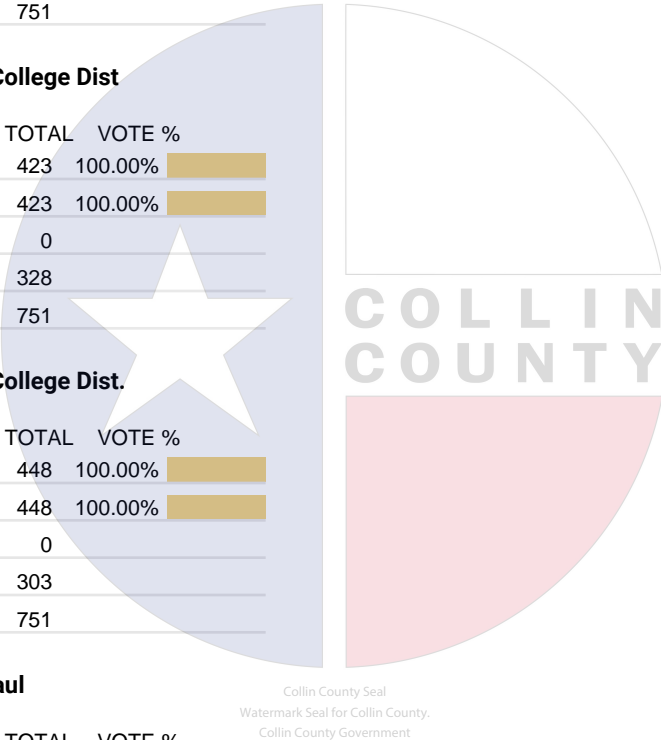
	TOTAL	VOTE %
Raj Menon	423	100.00%
Total Votes Cast	423	100.00%
Overvotes	0	
Undervotes	328	
Contest Totals	751	

Trustee, Place 6 - Collin Co. Comm. College Dist.  
Vote For 1

	TOTAL	VOTE %
Justin Adcock	448	100.00%
Total Votes Cast	448	100.00%
Overvotes	0	
Undervotes	303	
Contest Totals	751	

City Council, Place 1 – Town of St. Paul  
Vote For 1

	TOTAL	VOTE %
Larry Nail	4	100.00%
Jason Sobotka	0	0.00%
Total Votes Cast	4	100.00%
Overvotes	0	
Undervotes	0	
Contest Totals	4	



PCT 041

City Council, Place 2 – Town of St. Paul  
Vote For 1

	TOTAL	VOTE %	
David S. Dryden	4	100.00%	<div></div>
David Thomas Gensler	0	0.00%	<div></div>
Total Votes Cast	4	100.00%	<div></div>
Overvotes	0		
Undervotes	0		
Contest Totals	4		

City Council, Place 4 – Town of St. Paul  
Vote For 1

	TOTAL	VOTE %	
JT Trevino	2	100.00%	<div></div>
Total Votes Cast	2	100.00%	<div></div>
Overvotes	0		
Undervotes	2		
Contest Totals	4		

Board of Trustee, Place 1 – Lovejoy ISD  
Vote For 1


	TOTAL	VOTE %	
Julie McLaughlin	309	100.00%	<div></div>
Total Votes Cast	309	100.00%	<div></div>
Overvotes	0		
Undervotes	172		
Contest Totals	481		

Board of Trustee, Place 2 – Lovejoy ISD  
Vote For 1

	TOTAL	VOTE %	
Aubrey Stock	311	76.41%	<div></div>
Pamela Sailor	96	23.59%	<div></div>
Total Votes Cast	407	100.00%	<div></div>
Overvotes	0		
Undervotes	74		
Contest Totals	481		

Board of Trustee, Place 3 – Lovejoy ISD  
Vote For 1

	TOTAL	VOTE %	
Jeff Wood	299	100.00%	<div></div>
Total Votes Cast	299	100.00%	<div></div>
Overvotes	0		
Undervotes	182		
Contest Totals	481		



Collin County Seal  
Watermark Seal for Collin County,  
Collin County Government

## PCT 041

### Proposition A – Lovejoy ISD

Vote For 1

	TOTAL	VOTE %	
FOR	223	47.25%	<div><div></div></div>
AGAINST	249	52.75%	<div><div></div></div>
Total Votes Cast	472	100.00%	<div><div></div></div>
Overvotes	0		
Undervotes	9		
Contest Totals	481		

### Proposition B – Lovejoy ISD

Vote For 1

	TOTAL	VOTE %	
FOR	245	52.24%	<div><div></div></div>
AGAINST	224	47.76%	<div><div></div></div>
Total Votes Cast	469	100.00%	<div><div></div></div>
Overvotes	0		
Undervotes	12		
Contest Totals	481		

### Proposition C – Lovejoy ISD

Vote For 1

	TOTAL	VOTE %	
FOR	189	40.13%	<div><div></div></div>
AGAINST	282	59.87%	<div><div></div></div>
Total Votes Cast	471	100.00%	<div><div></div></div>
Overvotes	0		
Undervotes	10		
Contest Totals	481		

### Proposition D – Lovejoy ISD

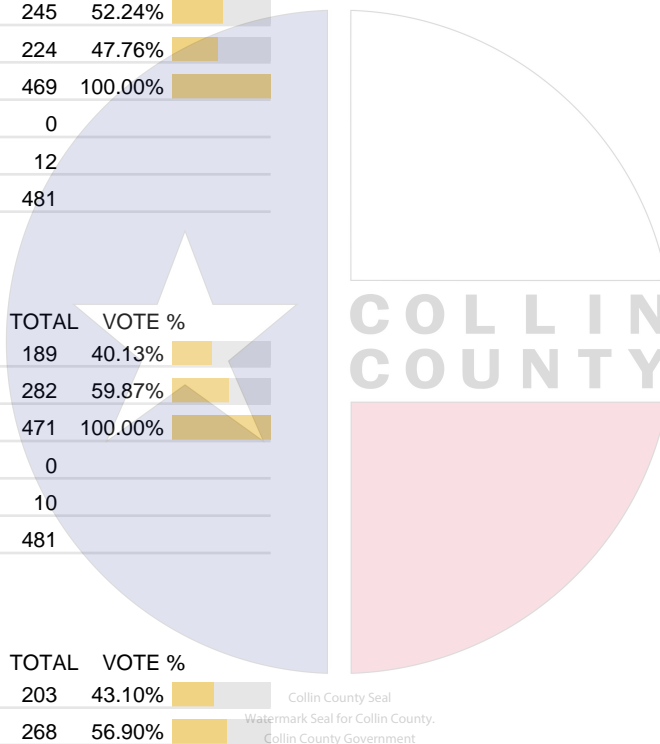
Vote For 1

	TOTAL	VOTE %	
FOR	203	43.10%	<div><div></div></div>
AGAINST	268	56.90%	<div><div></div></div>
Total Votes Cast	471	100.00%	<div><div></div></div>
Overvotes	0		
Undervotes	10		
Contest Totals	481		

### Proposition E – Lovejoy ISD

Vote For 1

	TOTAL	VOTE %	
FOR	210	44.59%	<div><div></div></div>
AGAINST	261	55.41%	<div><div></div></div>
Total Votes Cast	471	100.00%	<div><div></div></div>
Overvotes	0		
Undervotes	10		
Contest Totals	481		






PCT 041

Proposition A – Seis Lagos SUD  
Vote For 1

	TOTAL	VOTE %	
FOR	277	47.11%	<div><div></div></div>
AGAINST	311	52.89%	<div><div></div></div>
Total Votes Cast	588	100.00%	<div><div></div></div>
Overvotes	0		
Undervotes	0		
Contest Totals	588		



Collin County Seal  
Watermark Seal for Collin County.  
Collin County Government

PCT 043

Statistics	TOTAL
Registered Voters - Total	3,353
Ballots Cast - Total	343
Voter Turnout - Total	10.23%

Trustee, Place 4 - Collin Co. Comm. College Dist.  
Vote For 1

	TOTAL	VOTE %	
Tamara Thomas	153	53.87%	<div><div></div></div>
Staci L. Weaver	131	46.13%	<div><div></div></div>
Total Votes Cast	284	100.00%	<div><div></div></div>
Overvotes	0		
Undervotes	59		
Contest Totals	343		

Trustee, Place 5 - Collin Co. Comm. College Dist.  
Vote For 1

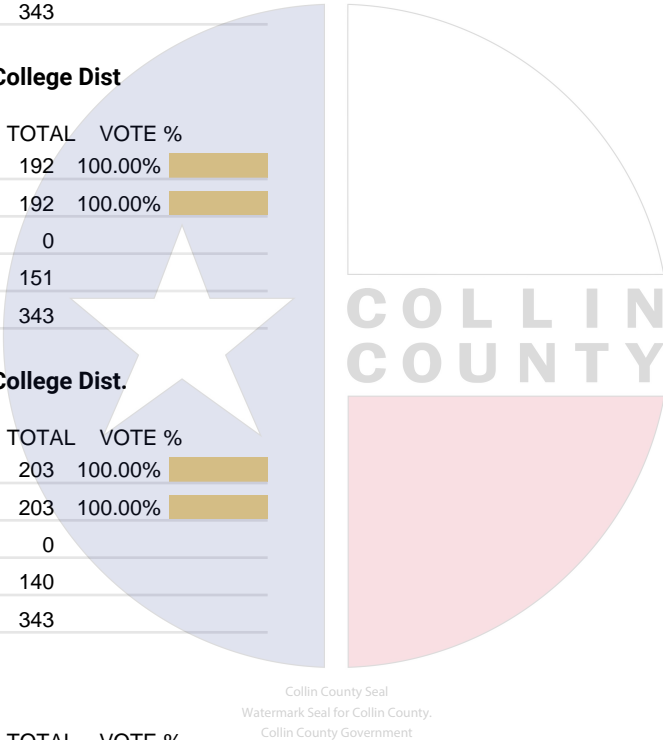
	TOTAL	VOTE %	
Raj Menon	192	100.00%	<div><div></div></div>
Total Votes Cast	192	100.00%	<div><div></div></div>
Overvotes	0		
Undervotes	151		
Contest Totals	343		

Trustee, Place 6 - Collin Co. Comm. College Dist.  
Vote For 1

	TOTAL	VOTE %	
Justin Adcock	203	100.00%	<div><div></div></div>
Total Votes Cast	203	100.00%	<div><div></div></div>
Overvotes	0		
Undervotes	140		
Contest Totals	343		

Mayor – City of McKinney  
Vote For 1

	TOTAL	VOTE %	
Matt “Doc” Rostami	33	9.71%	<div><div></div></div>
Taylor Willingham	22	6.47%	<div><div></div></div>
Bill Cox	180	52.94%	<div><div></div></div>
Scott Sanford	105	30.88%	<div><div></div></div>
Total Votes Cast	340	100.00%	<div><div></div></div>
Overvotes	0		
Undervotes	3		
Contest Totals	343		



## PCT 043

### Council Member, At-Large No. 1 – City of McKinney

Vote For 1

	TOTAL	VOTE %
Brian J. Magnuson	36	11.92%
Derrick Tarver	79	26.16%
Ernest Lynch	70	23.18%
Taha Ansari	68	22.52%
Jim Garrison	49	16.23%
Total Votes Cast	302	100.00%
Overvotes	0	
Undervotes	41	
Contest Totals	343	

### Council Member, District No. 1, McKinney – City of McKinney

Vote For 1

	TOTAL	VOTE %
Justin Beller	216	100.00%
Total Votes Cast	216	100.00%
Overvotes	0	
Undervotes	127	
Contest Totals	343	

### Board of Trustees, Place 2 – McKinney ISD

Vote For 1

	TOTAL	VOTE %
Kenneth Ussery	32	71.11%
Deborah Klosky	13	28.89%
Total Votes Cast	45	100.00%
Overvotes	0	
Undervotes	6	
Contest Totals	51	

### Board of Trustees, Place 3 – McKinney ISD

Vote For 1


	TOTAL	VOTE %
Chad Green	80	31.87%
Corey Homer	171	68.13%
Total Votes Cast	251	100.00%
Overvotes	0	
Undervotes	41	
Contest Totals	292	

Collin County Seal  
Watermark Seal for Collin County,  
Collin County Government

PCT 043

Board of Trustees, Place 7 – McKinney ISD  
Vote For 1

	TOTAL	VOTE %	
Harvey Oaxaca	226	100.00%	<div></div>
Total Votes Cast	226	100.00%	<div></div>
Overvotes	0		
Undervotes	117		
Contest Totals	343		



Collin County Seal  
Watermark Seal for Collin County.  
Collin County Government

PCT 044

Statistics	TOTAL
Registered Voters - Total	1,602
Ballots Cast - Total	166
Voter Turnout - Total	10.36%

Trustee, Place 4 - Collin Co. Comm. College Dist.  
Vote For 1

	TOTAL	VOTE %
Tamara Thomas	58	45.67%
Staci L. Weaver	69	54.33%
Total Votes Cast	127	100.00%
Overvotes	0	
Undervotes	39	
Contest Totals	166	

Trustee, Place 5 - Collin Co. Comm. College Dist.  
Vote For 1

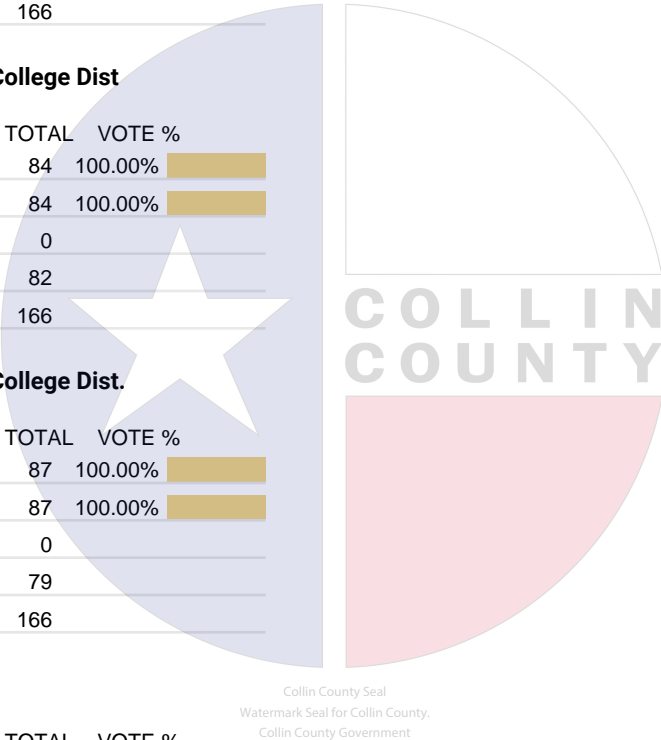
	TOTAL	VOTE %
Raj Menon	84	100.00%
Total Votes Cast	84	100.00%
Overvotes	0	
Undervotes	82	
Contest Totals	166	

Trustee, Place 6 - Collin Co. Comm. College Dist.  
Vote For 1

	TOTAL	VOTE %
Justin Adcock	87	100.00%
Total Votes Cast	87	100.00%
Overvotes	0	
Undervotes	79	
Contest Totals	166	

Mayor – City of McKinney  
Vote For 1

	TOTAL	VOTE %
Matt “Doc” Rostami	5	3.03%
Taylor Willingham	6	3.64%
Bill Cox	90	54.55%
Scott Sanford	64	38.79%
Total Votes Cast	165	100.00%
Overvotes	0	
Undervotes	1	
Contest Totals	166	



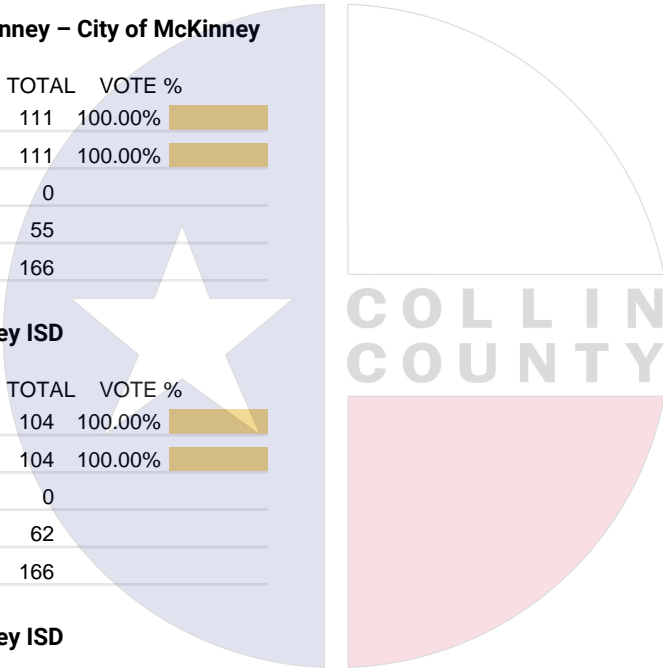
PCT 044

Council Member, At-Large No. 1 – City of McKinney		
Vote For 1		
	TOTAL	VOTE %
Brian J. Magnuson	33	21.15%
Derrick Tarver	31	19.87%
Ernest Lynch	48	30.77%
Taha Ansari	16	10.26%
Jim Garrison	28	17.95%
Total Votes Cast	156	100.00%
Overvotes	0	
Undervotes	10	
Contest Totals	166	

Council Member, District No. 1, McKinney – City of McKinney		
Vote For 1		
	TOTAL	VOTE %
Justin Beller	111	100.00%
Total Votes Cast	111	100.00%
Overvotes	0	
Undervotes	55	
Contest Totals	166	

Board of Trustees, Place 1 – McKinney ISD		
Vote For 1		
	TOTAL	VOTE %
Larry Jagours	104	100.00%
Total Votes Cast	104	100.00%
Overvotes	0	
Undervotes	62	
Contest Totals	166	

Board of Trustees, Place 7 – McKinney ISD		
Vote For 1		
	TOTAL	VOTE %
Harvey Oaxaca	101	100.00%
Total Votes Cast	101	100.00%
Overvotes	0	
Undervotes	65	
Contest Totals	166	



Collin County Seal  
Watermark Seal for Collin County,  
Collin County Government

PCT 045

Statistics	TOTAL
Registered Voters - Total	3,343
Ballots Cast - Total	57
Voter Turnout - Total	1.71%

Trustee, Place 4 - Collin Co. Comm. College Dist.  
Vote For 1

	TOTAL	VOTE %
Tamara Thomas	21	38.89%
Staci L. Weaver	33	61.11%
Total Votes Cast	54	100.00%
Overvotes	0	
Undervotes	3	
Contest Totals	57	

Trustee, Place 5 - Collin Co. Comm. College Dist.  
Vote For 1

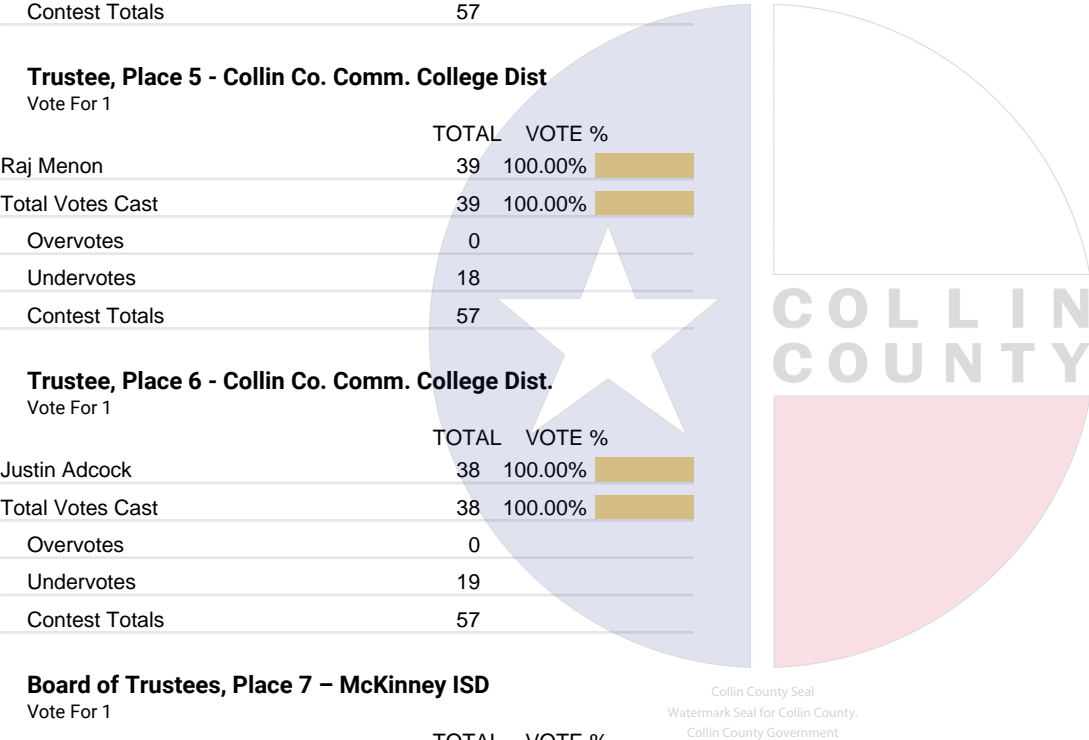
	TOTAL	VOTE %
Raj Menon	39	100.00%
Total Votes Cast	39	100.00%
Overvotes	0	
Undervotes	18	
Contest Totals	57	

Trustee, Place 6 - Collin Co. Comm. College Dist.  
Vote For 1

	TOTAL	VOTE %
Justin Adcock	38	100.00%
Total Votes Cast	38	100.00%
Overvotes	0	
Undervotes	19	
Contest Totals	57	

Board of Trustees, Place 7 – McKinney ISD  
Vote For 1

	TOTAL	VOTE %
Harvey Oaxaca	39	100.00%
Total Votes Cast	39	100.00%
Overvotes	0	
Undervotes	18	
Contest Totals	57	



PCT 046

Statistics	TOTAL
Registered Voters - Total	3,019
Ballots Cast - Total	232
Voter Turnout - Total	7.68%

Trustee, Place 4 - Collin Co. Comm. College Dist.  
Vote For 1

	TOTAL	VOTE %	
Tamara Thomas	87	45.55%	<div><div></div></div>
Staci L. Weaver	104	54.45%	<div><div></div></div>
Total Votes Cast	191	100.00%	<div><div></div></div>
Overvotes	0		
Undervotes	41		
Contest Totals	232		

Trustee, Place 5 - Collin Co. Comm. College Dist.  
Vote For 1

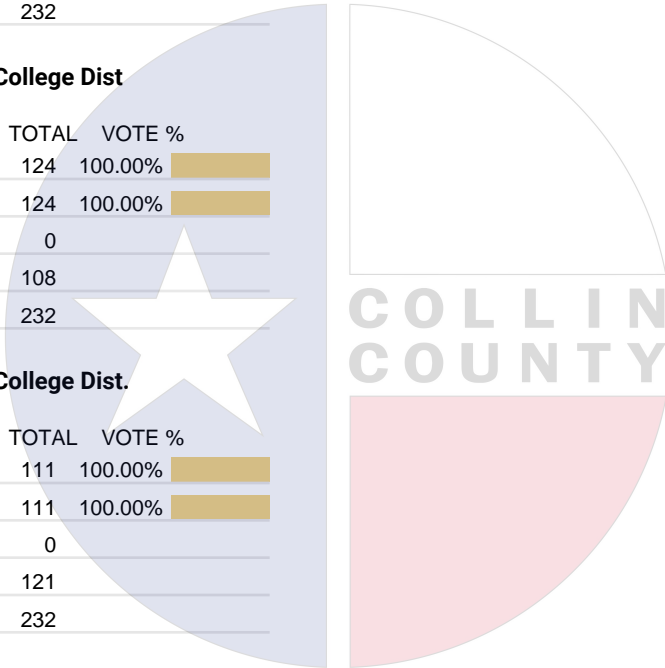
	TOTAL	VOTE %	
Raj Menon	124	100.00%	<div><div></div></div>
Total Votes Cast	124	100.00%	<div><div></div></div>
Overvotes	0		
Undervotes	108		
Contest Totals	232		

Trustee, Place 6 - Collin Co. Comm. College Dist.  
Vote For 1

	TOTAL	VOTE %	
Justin Adcock	111	100.00%	<div><div></div></div>
Total Votes Cast	111	100.00%	<div><div></div></div>
Overvotes	0		
Undervotes	121		
Contest Totals	232		

Councilmember, Place No. 2, District No. 2 – City of Plano  
Vote For 1

	TOTAL	VOTE %	
Bob Kehr	124	57.67%	<div><div></div></div>
Carson K. Underwood	43	20.00%	<div><div></div></div>
Douglas Reeves	48	22.33%	<div><div></div></div>
Total Votes Cast	215	100.00%	<div><div></div></div>
Overvotes	0		
Undervotes	17		
Contest Totals	232		



Collin County Seal  
Watermark Seal for Collin County,  
Collin County Government



## PCT 046

### Councilmember, Place No. 4, District No. 4 – City of Plano

Vote For 1

	TOTAL	VOTE %	
Cody Weaver	87	41.04%	<div><div></div></div>
Christene “Chris” Krupa Downs	125	58.96%	<div><div></div></div>
Total Votes Cast	212	100.00%	<div><div></div></div>
Overvotes	0		
Undervotes	20		
Contest Totals	232		

### Councilmember, Place No. 6, Mayor – City of Plano

Vote For 1

	TOTAL	VOTE %	
John Muns	157	100.00%	<div><div></div></div>
Total Votes Cast	157	100.00%	<div><div></div></div>
Overvotes	0		
Undervotes	75		
Contest Totals	232		

### Councilmember, Place No. 8 – City of Plano

Vote For 1

	TOTAL	VOTE %	
Vidal Quintanilla	132	62.26%	<div><div></div></div>
Hayden Padgett	80	37.74%	<div><div></div></div>
Total Votes Cast	212	100.00%	<div><div></div></div>
Overvotes	0		
Undervotes	20		
Contest Totals	232		

### Councilmember, Place No. 5, Unexpired Term – City of Plano


Vote For 1

	TOTAL	VOTE %	
Gary Cary	76	36.36%	<div><div></div></div>
Steve Lavine	133	63.64%	<div><div></div></div>
Total Votes Cast	209	100.00%	<div><div></div></div>
Overvotes	0		
Undervotes	23		
Contest Totals	232		

### Proposition A – City of Plano

Vote For 1

	TOTAL	VOTE %	
For	154	68.75%	<div><div></div></div>
Against	70	31.25%	<div><div></div></div>
Total Votes Cast	224	100.00%	<div><div></div></div>
Overvotes	0		
Undervotes	8		
Contest Totals	232		



## PCT 046

### Proposition B – City of Plano

Vote For 1

	TOTAL	VOTE %	
For	123	55.41%	<div><div></div></div>
Against	99	44.59%	<div><div></div></div>
Total Votes Cast	222	100.00%	<div><div></div></div>
Overvotes	0		
Undervotes	10		
Contest Totals	232		

### Proposition C – City of Plano

Vote For 1

	TOTAL	VOTE %	
For	120	54.30%	<div><div></div></div>
Against	101	45.70%	<div><div></div></div>
Total Votes Cast	221	100.00%	<div><div></div></div>
Overvotes	0		
Undervotes	11		
Contest Totals	232		

### Proposition D – City of Plano

Vote For 1

	TOTAL	VOTE %	
For	138	62.73%	<div><div></div></div>
Against	82	37.27%	<div><div></div></div>
Total Votes Cast	220	100.00%	<div><div></div></div>
Overvotes	0		
Undervotes	12		
Contest Totals	232		

### Proposition E – City of Plano

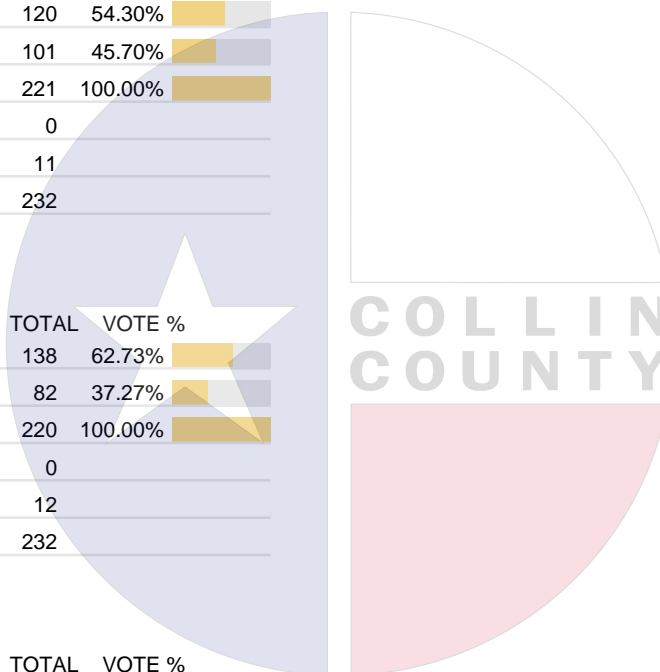
Vote For 1

	TOTAL	VOTE %	
For	118	54.63%	<div><div></div></div>
Against	98	45.37%	<div><div></div></div>
Total Votes Cast	216	100.00%	<div><div></div></div>
Overvotes	0		
Undervotes	16		
Contest Totals	232		

### Proposition F – City of Plano

Vote For 1

	TOTAL	VOTE %	
For	145	64.73%	<div><div></div></div>
Against	79	35.27%	<div><div></div></div>
Total Votes Cast	224	100.00%	<div><div></div></div>
Overvotes	0		
Undervotes	8		
Contest Totals	232		



Collin County Seal  
Watermark Seal for Collin County,  
Collin County Government

## PCT 046

### Proposition G – City of Plano

Vote For 1

	TOTAL	VOTE %	
For	153	69.23%	<div><div></div></div>
Against	68	30.77%	<div><div></div></div>
Total Votes Cast	221	100.00%	<div><div></div></div>
Overvotes	0		
Undervotes	11		
Contest Totals	232		

### Trustee, Place 1 – Plano ISD

Vote For 1

	TOTAL	VOTE %	
Lauren Tyra	146	100.00%	<div><div></div></div>
Total Votes Cast	146	100.00%	<div><div></div></div>
Overvotes	0		
Undervotes	86		
Contest Totals	232		

### Trustee, Place 2 – Plano ISD

Vote For 1

	TOTAL	VOTE %	
Sam Johnson	151	79.47%	<div><div></div></div>
Xiomar Pierre	39	20.53%	<div><div></div></div>
Total Votes Cast	190	100.00%	<div><div></div></div>
Overvotes	0		
Undervotes	42		
Contest Totals	232		

### Trustee, Place 3 – Plano ISD


Vote For 1

	TOTAL	VOTE %	
Nancy C. Humphrey	122	64.55%	<div><div></div></div>
Harper Weaver	67	35.45%	<div><div></div></div>
Total Votes Cast	189	100.00%	<div><div></div></div>
Overvotes	0		
Undervotes	43		
Contest Totals	232		

### Trustee, Place 6 – Plano ISD

Vote For 1

	TOTAL	VOTE %	
Andrew Rettke	21	10.61%	<div><div></div></div>
Elisa Klein	127	64.14%	<div><div></div></div>
Dash Weerasinghe	50	25.25%	<div><div></div></div>
Total Votes Cast	198	100.00%	<div><div></div></div>
Overvotes	0		
Undervotes	34		
Contest Totals	232		



Collin County Seal  
Watermark Seal for Collin County,  
Collin County Government

PCT 047

Statistics	TOTAL
Registered Voters - Total	2,522
Ballots Cast - Total	293
Voter Turnout - Total	11.62%

Trustee, Place 4 - Collin Co. Comm. College Dist.  
Vote For 1

	TOTAL	VOTE %
Tamara Thomas	138	50.00%
Staci L. Weaver	138	50.00%
Total Votes Cast	276	100.00%
Overvotes	0	
Undervotes	17	
Contest Totals	293	

Trustee, Place 5 - Collin Co. Comm. College Dist.  
Vote For 1

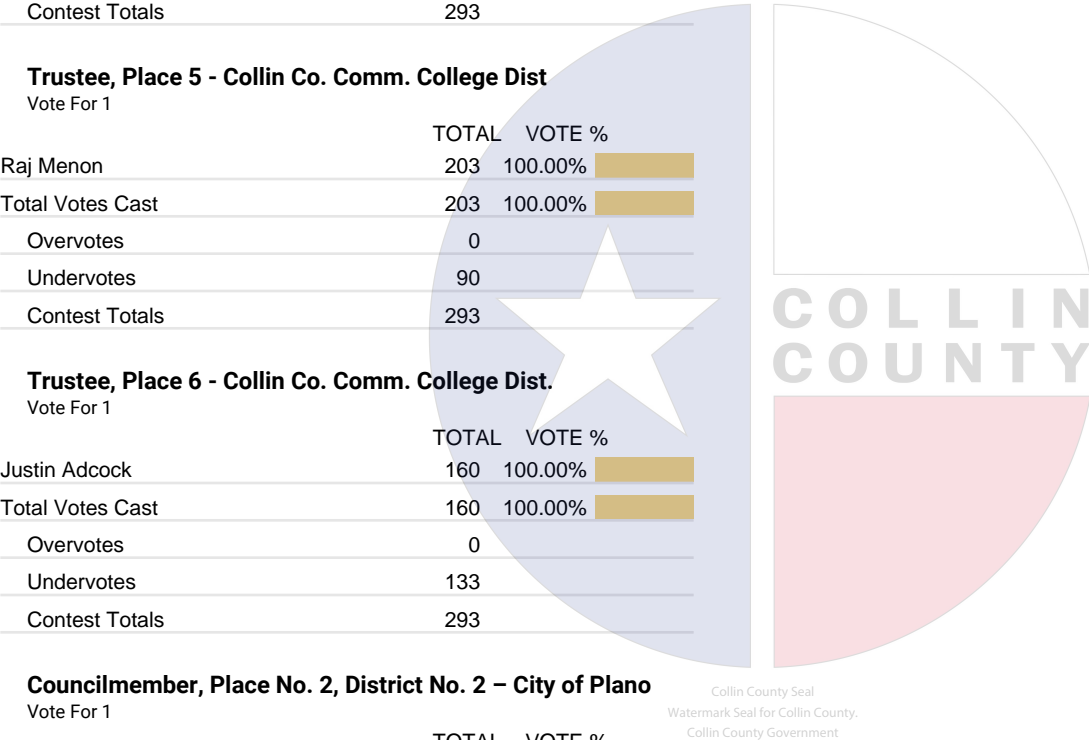
	TOTAL	VOTE %
Raj Menon	203	100.00%
Total Votes Cast	203	100.00%
Overvotes	0	
Undervotes	90	
Contest Totals	293	

Trustee, Place 6 - Collin Co. Comm. College Dist.  
Vote For 1

	TOTAL	VOTE %
Justin Adcock	160	100.00%
Total Votes Cast	160	100.00%
Overvotes	0	
Undervotes	133	
Contest Totals	293	

Councilmember, Place No. 2, District No. 2 – City of Plano  
Vote For 1

	TOTAL	VOTE %
Bob Kehr	144	50.70%
Carson K. Underwood	63	22.18%
Douglas Reeves	77	27.11%
Total Votes Cast	284	100.00%
Overvotes	0	
Undervotes	9	
Contest Totals	293	



## PCT 047

### Councilmember, Place No. 4, District No. 4 – City of Plano

Vote For 1

	TOTAL	VOTE %	
Cody Weaver	122	43.42%	<div><div></div></div>
Christene “Chris” Krupa Downs	159	56.58%	<div><div></div></div>
Total Votes Cast	281	100.00%	<div><div></div></div>
Overvotes	0		
Undervotes	12		
Contest Totals	293		

### Councilmember, Place No. 6, Mayor – City of Plano

Vote For 1

	TOTAL	VOTE %	
John Muns	221	100.00%	<div><div></div></div>
Total Votes Cast	221	100.00%	<div><div></div></div>
Overvotes	0		
Undervotes	72		
Contest Totals	293		

### Councilmember, Place No. 8 – City of Plano

Vote For 1

	TOTAL	VOTE %	
Vidal Quintanilla	149	55.39%	<div><div></div></div>
Hayden Padgett	120	44.61%	<div><div></div></div>
Total Votes Cast	269	100.00%	<div><div></div></div>
Overvotes	0		
Undervotes	24		
Contest Totals	293		

### Councilmember, Place No. 5, Unexpired Term – City of Plano


Vote For 1

	TOTAL	VOTE %	
Gary Cary	113	40.21%	<div><div></div></div>
Steve Lavine	168	59.79%	<div><div></div></div>
Total Votes Cast	281	100.00%	<div><div></div></div>
Overvotes	0		
Undervotes	12		
Contest Totals	293		

### Proposition A – City of Plano

Vote For 1

	TOTAL	VOTE %	
For	215	74.39%	<div><div></div></div>
Against	74	25.61%	<div><div></div></div>
Total Votes Cast	289	100.00%	<div><div></div></div>
Overvotes	0		
Undervotes	4		
Contest Totals	293		



## PCT 047

### Proposition B – City of Plano

Vote For 1

	TOTAL	VOTE %	
For	154	53.85%	<div><div></div></div>
Against	132	46.15%	<div><div></div></div>
Total Votes Cast	286	100.00%	<div><div></div></div>
Overvotes	0		
Undervotes	7		
Contest Totals	293		

### Proposition C – City of Plano

Vote For 1

	TOTAL	VOTE %	
For	158	55.63%	<div><div></div></div>
Against	126	44.37%	<div><div></div></div>
Total Votes Cast	284	100.00%	<div><div></div></div>
Overvotes	0		
Undervotes	9		
Contest Totals	293		

### Proposition D – City of Plano

Vote For 1

	TOTAL	VOTE %	
For	187	66.31%	<div><div></div></div>
Against	95	33.69%	<div><div></div></div>
Total Votes Cast	282	100.00%	<div><div></div></div>
Overvotes	0		
Undervotes	11		
Contest Totals	293		

### Proposition E – City of Plano

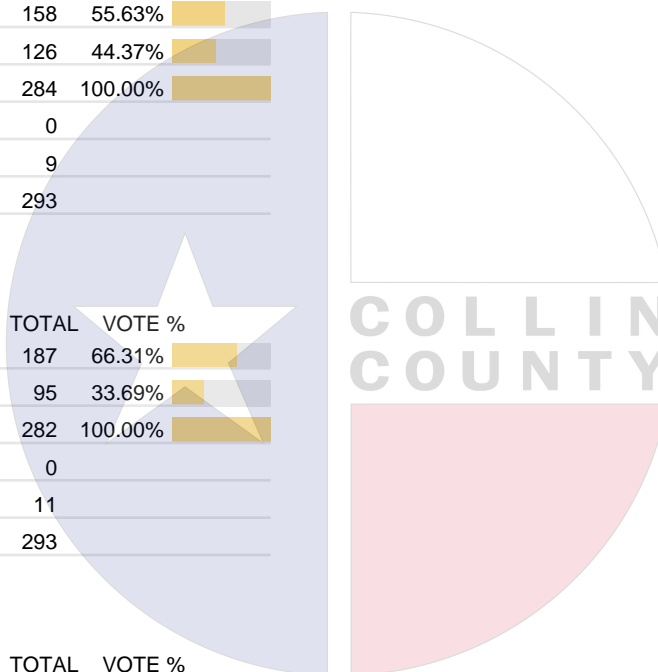
Vote For 1

	TOTAL	VOTE %	
For	163	58.01%	<div><div></div></div>
Against	118	41.99%	<div><div></div></div>
Total Votes Cast	281	100.00%	<div><div></div></div>
Overvotes	0		
Undervotes	12		
Contest Totals	293		

### Proposition F – City of Plano

Vote For 1

	TOTAL	VOTE %	
For	204	72.08%	<div><div></div></div>
Against	79	27.92%	<div><div></div></div>
Total Votes Cast	283	100.00%	<div><div></div></div>
Overvotes	0		
Undervotes	10		
Contest Totals	293		



Collin County Seal  
Watermark Seal for Collin County.  
Collin County Government

## PCT 047

### Proposition G – City of Plano

Vote For 1

	TOTAL	VOTE %	
For	219	77.39%	
Against	64	22.61%	
Total Votes Cast	283	100.00%	
Overvotes	0		
Undervotes	10		
Contest Totals	293		

### Trustee, Place 1 – Plano ISD

Vote For 1

	TOTAL	VOTE %	
Lauren Tyra	202	100.00%	
Total Votes Cast	202	100.00%	
Overvotes	0		
Undervotes	91		
Contest Totals	293		

### Trustee, Place 2 – Plano ISD

Vote For 1

	TOTAL	VOTE %	
Sam Johnson	215	84.65%	
Xiomar Pierre	39	15.35%	
Total Votes Cast	254	100.00%	
Overvotes	0		
Undervotes	39		
Contest Totals	293		

### Trustee, Place 3 – Plano ISD


Vote For 1

	TOTAL	VOTE %	
Nancy C. Humphrey	164	63.57%	
Harper Weaver	94	36.43%	
Total Votes Cast	258	100.00%	
Overvotes	0		
Undervotes	35		
Contest Totals	293		

### Trustee, Place 6 – Plano ISD

Vote For 1

	TOTAL	VOTE %	
Andrew Rettke	29	10.82%	
Elisa Klein	146	54.48%	
Dash Weerasinghe	93	34.70%	
Total Votes Cast	268	100.00%	
Overvotes	0		
Undervotes	25		
Contest Totals	293		



Collin County Seal  
Watermark Seal for Collin County.  
Collin County Government

Precinct Results Report  
Joint General and Special Elections  
May 3, 2025

FINAL RESULTS  
All Races  
Collin County

## PCT 048

### Statistics

TOTAL

Registered Voters - Total	3,641
Ballots Cast - Total	573
Voter Turnout - Total	15.74%

#### Trustee, Place 4 - Collin Co. Comm. College Dist.

Vote For 1

	TOTAL	VOTE %	
Tamara Thomas	162	42.30%	<div><div></div></div>
Staci L. Weaver	221	57.70%	<div><div></div></div>
Total Votes Cast	383	100.00%	<div><div></div></div>
Overvotes	0		
Undervotes	190		
Contest Totals	573		

#### Trustee, Place 5 - Collin Co. Comm. College Dist.

Vote For 1

	TOTAL	VOTE %	
Raj Menon	292	100.00%	<div><div></div></div>
Total Votes Cast	292	100.00%	<div><div></div></div>
Overvotes	0		
Undervotes	281		
Contest Totals	573		

#### Trustee, Place 6 - Collin Co. Comm. College Dist.

Vote For 1

	TOTAL	VOTE %	
Justin Adcock	291	100.00%	<div><div></div></div>
Total Votes Cast	291	100.00%	<div><div></div></div>
Overvotes	0		
Undervotes	282		
Contest Totals	573		

#### Council Member, Place 1 – City of Richardson

Vote For 1

	TOTAL	VOTE %	
Curtis Dorian	333	100.00%	<div><div></div></div>
Total Votes Cast	333	100.00%	<div><div></div></div>
Overvotes	0		
Undervotes	240		
Contest Totals	573		

#### Council Member, Place 2 – City of Richardson

Vote For 1

	TOTAL	VOTE %	
Jennifer Justice	344	100.00%	<div><div></div></div>
Total Votes Cast	344	100.00%	<div><div></div></div>
Overvotes	0		
Undervotes	229		
Contest Totals	573		

Collin County Seal  
Watermark Seal for Collin County,  
Collin County Government



## PCT 048

### Council Member, Place 3 – City of Richardson

Vote For 1

	TOTAL	VOTE %	
Dan Barrios	329	100.00%	<div><div></div></div>
Total Votes Cast	329	100.00%	<div><div></div></div>
Overvotes	0		
Undervotes	244		
Contest Totals	573		

### Council Member, Place 4 – City of Richardson

Vote For 1

	TOTAL	VOTE %	
Joe Corcoran	337	100.00%	<div><div></div></div>
Total Votes Cast	337	100.00%	<div><div></div></div>
Overvotes	0		
Undervotes	236		
Contest Totals	573		

### Council Member, Place 5 – City of Richardson

Vote For 1

	TOTAL	VOTE %	
Ken Hutchenrider	315	100.00%	<div><div></div></div>
Total Votes Cast	315	100.00%	<div><div></div></div>
Overvotes	0		
Undervotes	258		
Contest Totals	573		

### Council Member, Place 6 – City of Richardson

Vote For 1

	TOTAL	VOTE %	
Arefin Shamsul	304	62.81%	<div><div></div></div>
Lisa Marie Kupfer	180	37.19%	<div><div></div></div>
Total Votes Cast	484	100.00%	<div><div></div></div>
Overvotes	0		
Undervotes	89		
Contest Totals	573		

Collin County Seal  
Watermark Seal for Collin County,  
Collin County Government

### Mayor, Place 7 – City of Richardson

Vote For 1

	TOTAL	VOTE %	
Alan C. North	27	4.71%	<div><div></div></div>
Amir Omar	316	55.15%	<div><div></div></div>
Bob Dubey	230	40.14%	<div><div></div></div>
Total Votes Cast	573	100.00%	<div><div></div></div>
Overvotes	0		
Undervotes	0		
Contest Totals	573		

PCT 048

Trustee, Place 1 – Plano ISD  
Vote For 1

	TOTAL	VOTE %	
Lauren Tyra	299	100.00%	<div><div></div></div>
Total Votes Cast	299	100.00%	<div><div></div></div>
Overvotes	0		
Undervotes	274		
Contest Totals	573		

Trustee, Place 2 – Plano ISD  
Vote For 1

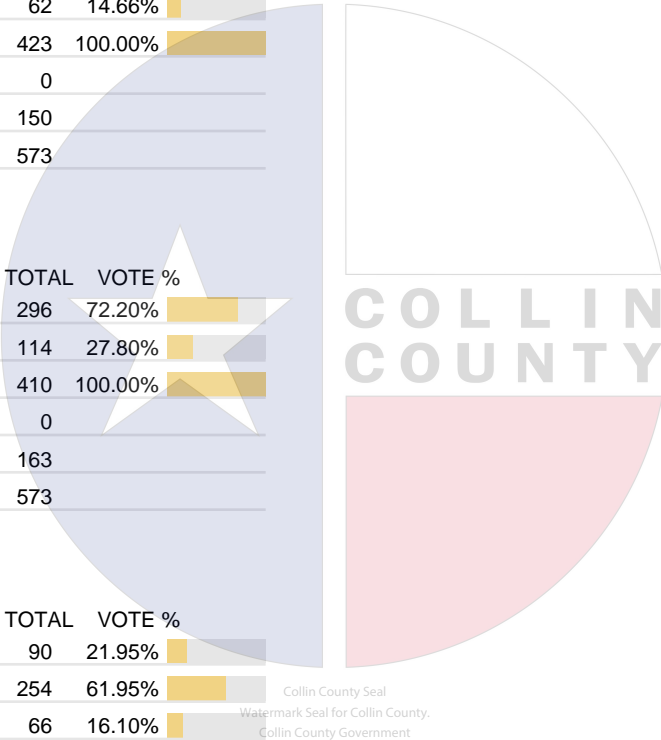
	TOTAL	VOTE %	
Sam Johnson	361	85.34%	<div><div></div></div>
Xiomar Pierre	62	14.66%	<div><div></div></div>
Total Votes Cast	423	100.00%	<div><div></div></div>
Overvotes	0		
Undervotes	150		
Contest Totals	573		

Trustee, Place 3 – Plano ISD  
Vote For 1

	TOTAL	VOTE %	
Nancy C. Humphrey	296	72.20%	<div><div></div></div>
Harper Weaver	114	27.80%	<div><div></div></div>
Total Votes Cast	410	100.00%	<div><div></div></div>
Overvotes	0		
Undervotes	163		
Contest Totals	573		

Trustee, Place 6 – Plano ISD  
Vote For 1

	TOTAL	VOTE %	
Andrew Rettke	90	21.95%	<div><div></div></div>
Elisa Klein	254	61.95%	<div><div></div></div>
Dash Weerasinghe	66	16.10%	<div><div></div></div>
Total Votes Cast	410	100.00%	<div><div></div></div>
Overvotes	0		
Undervotes	163		
Contest Totals	573		



PCT 049

Statistics	TOTAL
Registered Voters - Total	2,339
Ballots Cast - Total	324
Voter Turnout - Total	13.85%

Trustee, Place 4 - Collin Co. Comm. College Dist.  
Vote For 1

	TOTAL	VOTE %	
Tamara Thomas	125	43.10%	<div><div></div></div>
Staci L. Weaver	165	56.90%	<div><div></div></div>
Total Votes Cast	290	100.00%	<div><div></div></div>
Overvotes	0		
Undervotes	34		
Contest Totals	324		

Trustee, Place 5 - Collin Co. Comm. College Dist.  
Vote For 1

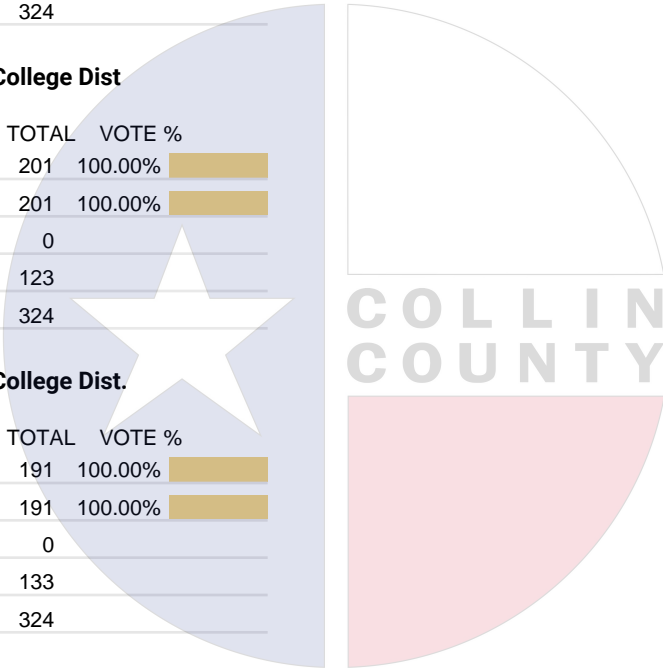
	TOTAL	VOTE %	
Raj Menon	201	100.00%	<div><div></div></div>
Total Votes Cast	201	100.00%	<div><div></div></div>
Overvotes	0		
Undervotes	123		
Contest Totals	324		

Trustee, Place 6 - Collin Co. Comm. College Dist.  
Vote For 1

	TOTAL	VOTE %	
Justin Adcock	191	100.00%	<div><div></div></div>
Total Votes Cast	191	100.00%	<div><div></div></div>
Overvotes	0		
Undervotes	133		
Contest Totals	324		

Councilmember, Place No. 2, District No. 2 – City of Plano  
Vote For 1

	TOTAL	VOTE %	
Bob Kehr	177	57.84%	<div><div></div></div>
Carson K. Underwood	65	21.24%	<div><div></div></div>
Douglas Reeves	64	20.92%	<div><div></div></div>
Total Votes Cast	306	100.00%	<div><div></div></div>
Overvotes	0		
Undervotes	18		
Contest Totals	324		



Collin County Seal  
Watermark Seal for Collin County,  
Collin County Government

## PCT 049

### Councilmember, Place No. 4, District No. 4 – City of Plano

Vote For 1

	TOTAL	VOTE %	
Cody Weaver	130	42.90%	<div><div></div></div>
Christene “Chris” Krupa Downs	173	57.10%	<div><div></div></div>
Total Votes Cast	303	100.00%	<div><div></div></div>
Overvotes	0		
Undervotes	21		
Contest Totals	324		

### Councilmember, Place No. 6, Mayor – City of Plano

Vote For 1

	TOTAL	VOTE %	
John Muns	231	100.00%	<div><div></div></div>
Total Votes Cast	231	100.00%	<div><div></div></div>
Overvotes	0		
Undervotes	93		
Contest Totals	324		

### Councilmember, Place No. 8 – City of Plano

Vote For 1

	TOTAL	VOTE %	
Vidal Quintanilla	166	55.52%	<div><div></div></div>
Hayden Padgett	133	44.48%	<div><div></div></div>
Total Votes Cast	299	100.00%	<div><div></div></div>
Overvotes	0		
Undervotes	25		
Contest Totals	324		

### Councilmember, Place No. 5, Unexpired Term – City of Plano


Vote For 1

	TOTAL	VOTE %	
Gary Cary	119	39.27%	<div><div></div></div>
Steve Lavine	184	60.73%	<div><div></div></div>
Total Votes Cast	303	100.00%	<div><div></div></div>
Overvotes	0		
Undervotes	21		
Contest Totals	324		

### Proposition A – City of Plano

Vote For 1

	TOTAL	VOTE %	
For	235	74.13%	<div><div></div></div>
Against	82	25.87%	<div><div></div></div>
Total Votes Cast	317	100.00%	<div><div></div></div>
Overvotes	0		
Undervotes	7		
Contest Totals	324		



PCT 049

Proposition B – City of Plano  
Vote For 1

	TOTAL	VOTE %	
For	204	64.97%	<div><div></div></div>
Against	110	35.03%	<div><div></div></div>
Total Votes Cast	314	100.00%	<div><div></div></div>
Overvotes	0		
Undervotes	10		
Contest Totals	324		

Proposition C – City of Plano  
Vote For 1

	TOTAL	VOTE %	
For	211	68.06%	<div><div></div></div>
Against	99	31.94%	<div><div></div></div>
Total Votes Cast	310	100.00%	<div><div></div></div>
Overvotes	0		
Undervotes	14		
Contest Totals	324		

Proposition D – City of Plano  
Vote For 1

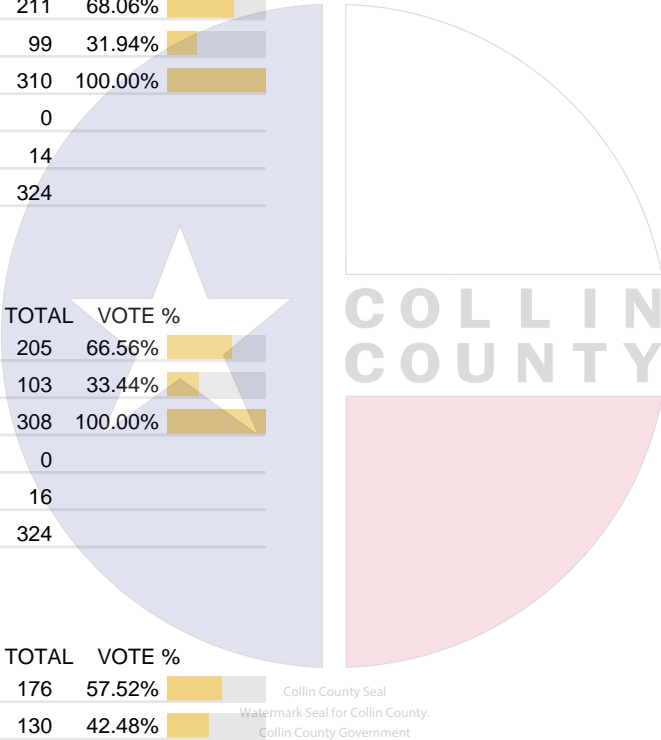
	TOTAL	VOTE %	
For	205	66.56%	<div><div></div></div>
Against	103	33.44%	<div><div></div></div>
Total Votes Cast	308	100.00%	<div><div></div></div>
Overvotes	0		
Undervotes	16		
Contest Totals	324		

Proposition E – City of Plano  
Vote For 1

	TOTAL	VOTE %	
For	176	57.52%	<div><div></div></div>
Against	130	42.48%	<div><div></div></div>
Total Votes Cast	306	100.00%	<div><div></div></div>
Overvotes	0		
Undervotes	18		
Contest Totals	324		

Proposition F – City of Plano  
Vote For 1

	TOTAL	VOTE %	
For	219	70.42%	<div><div></div></div>
Against	92	29.58%	<div><div></div></div>
Total Votes Cast	311	100.00%	<div><div></div></div>
Overvotes	0		
Undervotes	13		
Contest Totals	324		



PCT 049

Proposition G – City of Plano  
Vote For 1

	TOTAL	VOTE %	
For	226	72.67%	<div><div></div></div>
Against	85	27.33%	<div><div></div></div>
Total Votes Cast	311	100.00%	<div><div></div></div>
Overvotes	0		
Undervotes	13		
Contest Totals	324		

Trustee, Place 1 – Plano ISD  
Vote For 1

	TOTAL	VOTE %	
Lauren Tyra	212	100.00%	<div><div></div></div>
Total Votes Cast	212	100.00%	<div><div></div></div>
Overvotes	0		
Undervotes	112		
Contest Totals	324		

Trustee, Place 2 – Plano ISD  
Vote For 1


	TOTAL	VOTE %	
Sam Johnson	232	87.55%	<div><div></div></div>
Xiomar Pierre	33	12.45%	<div><div></div></div>
Total Votes Cast	265	100.00%	<div><div></div></div>
Overvotes	0		
Undervotes	59		
Contest Totals	324		

Trustee, Place 3 – Plano ISD  
Vote For 1

	TOTAL	VOTE %	
Nancy C. Humphrey	216	77.70%	<div><div></div></div>
Harper Weaver	62	22.30%	<div><div></div></div>
Total Votes Cast	278	100.00%	<div><div></div></div>
Overvotes	0		
Undervotes	46		
Contest Totals	324		

Trustee, Place 6 – Plano ISD  
Vote For 1

	TOTAL	VOTE %	
Andrew Rettke	25	8.80%	<div><div></div></div>
Elisa Klein	154	54.23%	<div><div></div></div>
Dash Weerasinghe	105	36.97%	<div><div></div></div>
Total Votes Cast	284	100.00%	<div><div></div></div>
Overvotes	0		
Undervotes	40		
Contest Totals	324		



PCT 050

Statistics	TOTAL
Registered Voters - Total	3,178
Ballots Cast - Total	185
Voter Turnout - Total	5.82%

Trustee, Place 4 - Collin Co. Comm. College Dist.  
Vote For 1

	TOTAL	VOTE %
Tamara Thomas	95	58.28%
Staci L. Weaver	68	41.72%
Total Votes Cast	163	100.00%
Overvotes	0	
Undervotes	22	
Contest Totals	185	

Trustee, Place 5 - Collin Co. Comm. College Dist.  
Vote For 1

	TOTAL	VOTE %
Raj Menon	123	100.00%
Total Votes Cast	123	100.00%
Overvotes	0	
Undervotes	62	
Contest Totals	185	

Trustee, Place 6 - Collin Co. Comm. College Dist.  
Vote For 1

	TOTAL	VOTE %
Justin Adcock	101	100.00%
Total Votes Cast	101	100.00%
Overvotes	0	
Undervotes	84	
Contest Totals	185	

Councilmember, Place No. 2, District No. 2 – City of Plano  
Vote For 1

	TOTAL	VOTE %
Bob Kehr	92	52.27%
Carson K. Underwood	45	25.57%
Douglas Reeves	39	22.16%
Total Votes Cast	176	100.00%
Overvotes	0	
Undervotes	9	
Contest Totals	185	

## PCT 050

### Councilmember, Place No. 4, District No. 4 – City of Plano

Vote For 1

	TOTAL	VOTE %	
Cody Weaver	47	27.98%	<div><div></div></div>
Christene “Chris” Krupa Downs	121	72.02%	<div><div></div></div>
Total Votes Cast	168	100.00%	<div><div></div></div>
Overvotes	0		
Undervotes	17		
Contest Totals	185		

### Councilmember, Place No. 6, Mayor – City of Plano

Vote For 1

	TOTAL	VOTE %	
John Muns	139	100.00%	<div><div></div></div>
Total Votes Cast	139	100.00%	<div><div></div></div>
Overvotes	0		
Undervotes	46		
Contest Totals	185		

### Councilmember, Place No. 8 – City of Plano

Vote For 1

	TOTAL	VOTE %	
Vidal Quintanilla	111	63.79%	<div><div></div></div>
Hayden Padgett	63	36.21%	<div><div></div></div>
Total Votes Cast	174	100.00%	<div><div></div></div>
Overvotes	0		
Undervotes	11		
Contest Totals	185		

### Councilmember, Place No. 5, Unexpired Term – City of Plano


Vote For 1

	TOTAL	VOTE %	
Gary Cary	38	22.35%	<div><div></div></div>
Steve Lavine	132	77.65%	<div><div></div></div>
Total Votes Cast	170	100.00%	<div><div></div></div>
Overvotes	0		
Undervotes	15		
Contest Totals	185		

### Proposition A – City of Plano

Vote For 1

	TOTAL	VOTE %	
For	128	71.11%	<div><div></div></div>
Against	52	28.89%	<div><div></div></div>
Total Votes Cast	180	100.00%	<div><div></div></div>
Overvotes	0		
Undervotes	5		
Contest Totals	185		





## PCT 050

### Proposition B – City of Plano

Vote For 1

	TOTAL	VOTE %	
For	85	46.96%	<div><div></div></div>
Against	96	53.04%	<div><div></div></div>
Total Votes Cast	181	100.00%	<div><div></div></div>
Overvotes	0		
Undervotes	4		
Contest Totals	185		

### Proposition C – City of Plano

Vote For 1

	TOTAL	VOTE %	
For	93	51.38%	<div><div></div></div>
Against	88	48.62%	<div><div></div></div>
Total Votes Cast	181	100.00%	<div><div></div></div>
Overvotes	0		
Undervotes	4		
Contest Totals	185		

### Proposition D – City of Plano

Vote For 1

	TOTAL	VOTE %	
For	111	61.33%	<div><div></div></div>
Against	70	38.67%	<div><div></div></div>
Total Votes Cast	181	100.00%	<div><div></div></div>
Overvotes	0		
Undervotes	4		
Contest Totals	185		

### Proposition E – City of Plano

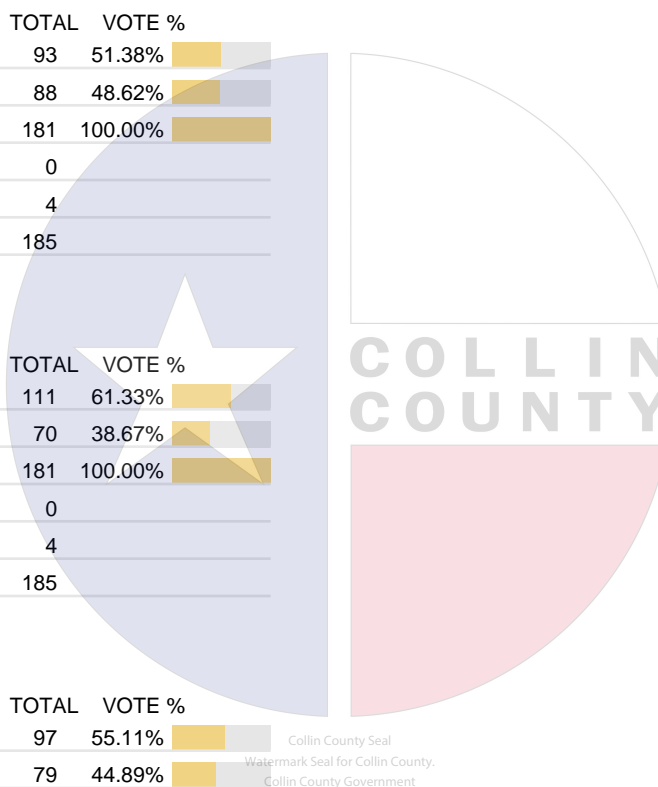
Vote For 1

	TOTAL	VOTE %	
For	97	55.11%	<div><div></div></div>
Against	79	44.89%	<div><div></div></div>
Total Votes Cast	176	100.00%	<div><div></div></div>
Overvotes	0		
Undervotes	9		
Contest Totals	185		

### Proposition F – City of Plano

Vote For 1

	TOTAL	VOTE %	
For	119	66.48%	<div><div></div></div>
Against	60	33.52%	<div><div></div></div>
Total Votes Cast	179	100.00%	<div><div></div></div>
Overvotes	0		
Undervotes	6		
Contest Totals	185		



PCT 050

Proposition G – City of Plano  
Vote For 1

	TOTAL	VOTE %	
For	132	72.93%	<div><div></div></div>
Against	49	27.07%	<div><div></div></div>
Total Votes Cast	181	100.00%	<div><div></div></div>
Overvotes	0		
Undervotes	4		
Contest Totals	185		

Board of Trustees, Place 4 – Allen ISD  
Vote For 1

	TOTAL	VOTE %	
Rosalind Lewis	0		
Becca Kinnear	0		
Total Votes Cast	0		
Overvotes	0		
Undervotes	0		
Contest Totals	0		

Board of Trustees, Place 5 – Allen ISD  
Vote For 1

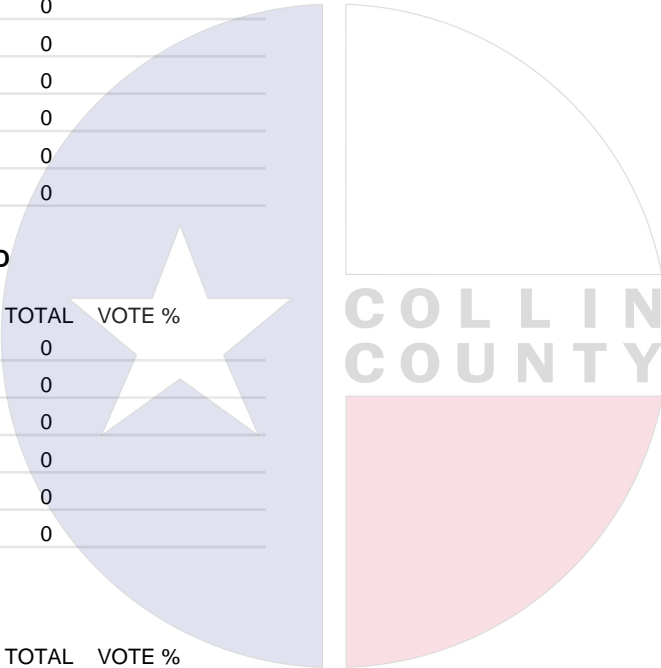
	TOTAL	VOTE %	
Kit McKee	0		
Amanda Campbell	0		
Total Votes Cast	0		
Overvotes	0		
Undervotes	0		
Contest Totals	0		

Trustee, Place 1 – Plano ISD  
Vote For 1

	TOTAL	VOTE %	
Lauren Tyra	134	100.00%	<div><div></div></div>
Total Votes Cast	134	100.00%	<div><div></div></div>
Overvotes	0		
Undervotes	51		
Contest Totals	185		

Trustee, Place 2 – Plano ISD  
Vote For 1

	TOTAL	VOTE %	
Sam Johnson	126	81.29%	<div><div></div></div>
Xiomar Pierre	29	18.71%	<div><div></div></div>
Total Votes Cast	155	100.00%	<div><div></div></div>
Overvotes	0		
Undervotes	30		
Contest Totals	185		



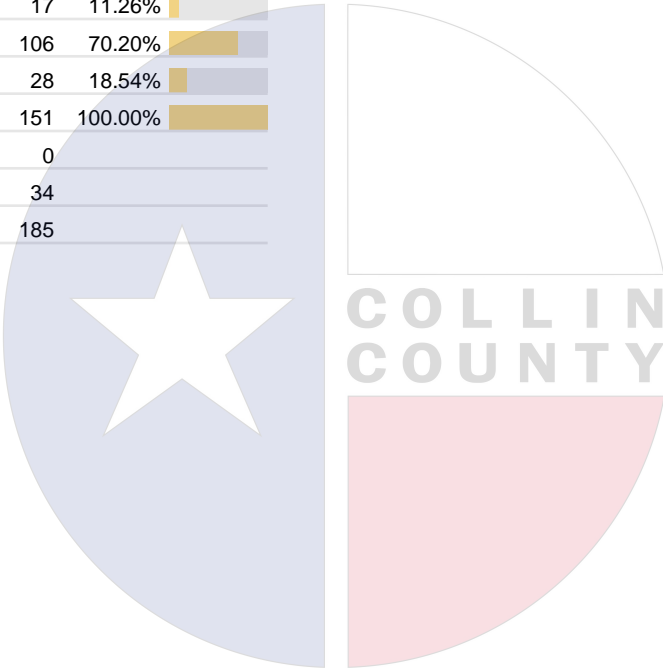
PCT 050

Trustee, Place 3 – Plano ISD  
Vote For 1

	TOTAL	VOTE %	
Nancy C. Humphrey	100	67.11%	<div><div></div></div>
Harper Weaver	49	32.89%	<div><div></div></div>
Total Votes Cast	149	100.00%	<div><div></div></div>
Overvotes	0		
Undervotes	36		
Contest Totals	185		

Trustee, Place 6 – Plano ISD  
Vote For 1

	TOTAL	VOTE %	
Andrew Rettke	17	11.26%	<div><div></div></div>
Elisa Klein	106	70.20%	<div><div></div></div>
Dash Weerasinghe	28	18.54%	<div><div></div></div>
Total Votes Cast	151	100.00%	<div><div></div></div>
Overvotes	0		
Undervotes	34		
Contest Totals	185		



Collin County Seal  
Watermark Seal for Collin County.  
Collin County Government

PCT 051

Statistics	TOTAL
Registered Voters - Total	1,768
Ballots Cast - Total	94
Voter Turnout - Total	5.32%

Trustee, Place 4 - Collin Co. Comm. College Dist.  
Vote For 1

	TOTAL	VOTE %
Tamara Thomas	40	50.00%
Staci L. Weaver	40	50.00%
Total Votes Cast	80	100.00%
Overvotes	0	
Undervotes	14	
Contest Totals	94	

Trustee, Place 5 - Collin Co. Comm. College Dist.  
Vote For 1

	TOTAL	VOTE %
Raj Menon	56	100.00%
Total Votes Cast	56	100.00%
Overvotes	0	
Undervotes	38	
Contest Totals	94	

Trustee, Place 6 - Collin Co. Comm. College Dist.  
Vote For 1

	TOTAL	VOTE %
Justin Adcock	47	100.00%
Total Votes Cast	47	100.00%
Overvotes	0	
Undervotes	47	
Contest Totals	94	

Councilmember, Place No. 2, District No. 2 – City of Plano  
Vote For 1

	TOTAL	VOTE %
Bob Kehr	45	53.57%
Carson K. Underwood	12	14.29%
Douglas Reeves	27	32.14%
Total Votes Cast	84	100.00%
Overvotes	0	
Undervotes	10	
Contest Totals	94	

## PCT 051

### Councilmember, Place No. 4, District No. 4 – City of Plano

Vote For 1

	TOTAL	VOTE %	
Cody Weaver	45	52.94%	<div><div></div></div>
Christene “Chris” Krupa Downs	40	47.06%	<div><div></div></div>
Total Votes Cast	85	100.00%	<div><div></div></div>
Overvotes	0		
Undervotes	9		
Contest Totals	94		

### Councilmember, Place No. 6, Mayor – City of Plano

Vote For 1

	TOTAL	VOTE %	
John Muns	60	100.00%	<div><div></div></div>
Total Votes Cast	60	100.00%	<div><div></div></div>
Overvotes	0		
Undervotes	34		
Contest Totals	94		

### Councilmember, Place No. 8 – City of Plano

Vote For 1

	TOTAL	VOTE %	
Vidal Quintanilla	43	52.44%	<div><div></div></div>
Hayden Padgett	39	47.56%	<div><div></div></div>
Total Votes Cast	82	100.00%	<div><div></div></div>
Overvotes	0		
Undervotes	12		
Contest Totals	94		

### Councilmember, Place No. 5, Unexpired Term – City of Plano


Vote For 1

	TOTAL	VOTE %	
Gary Cary	38	46.34%	<div><div></div></div>
Steve Lavine	44	53.66%	<div><div></div></div>
Total Votes Cast	82	100.00%	<div><div></div></div>
Overvotes	0		
Undervotes	12		
Contest Totals	94		

### Proposition A – City of Plano

Vote For 1

	TOTAL	VOTE %	
For	67	73.63%	<div><div></div></div>
Against	24	26.37%	<div><div></div></div>
Total Votes Cast	91	100.00%	<div><div></div></div>
Overvotes	0		
Undervotes	3		
Contest Totals	94		



## PCT 051

### Proposition B – City of Plano

Vote For 1

	TOTAL	VOTE %	
For	55	61.11%	<div><div></div></div>
Against	35	38.89%	<div><div></div></div>
Total Votes Cast	90	100.00%	<div><div></div></div>
Overvotes	0		
Undervotes	4		
Contest Totals	94		

### Proposition C – City of Plano

Vote For 1

	TOTAL	VOTE %	
For	56	62.92%	<div><div></div></div>
Against	33	37.08%	<div><div></div></div>
Total Votes Cast	89	100.00%	<div><div></div></div>
Overvotes	0		
Undervotes	5		
Contest Totals	94		

### Proposition D – City of Plano

Vote For 1

	TOTAL	VOTE %	
For	54	61.36%	<div><div></div></div>
Against	34	38.64%	<div><div></div></div>
Total Votes Cast	88	100.00%	<div><div></div></div>
Overvotes	0		
Undervotes	6		
Contest Totals	94		

### Proposition E – City of Plano

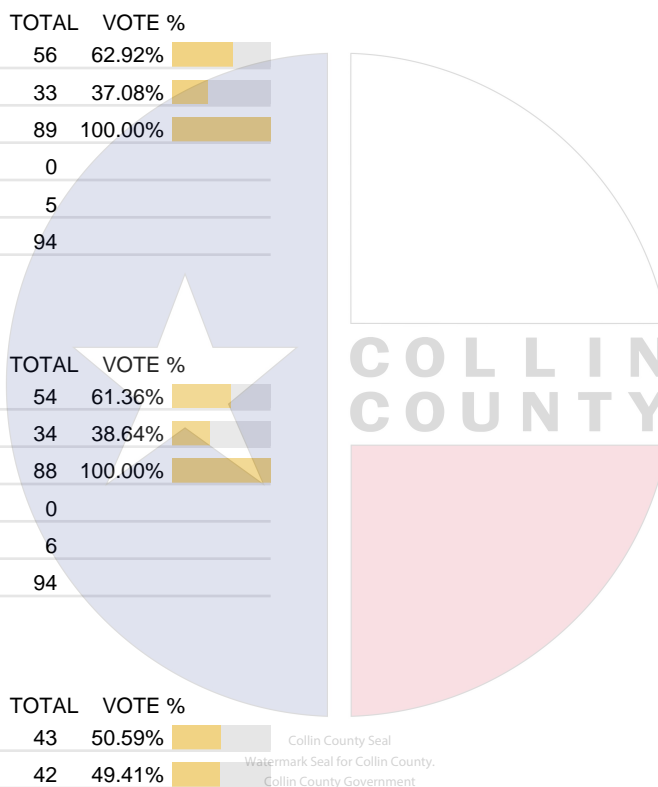
Vote For 1

	TOTAL	VOTE %	
For	43	50.59%	<div><div></div></div>
Against	42	49.41%	<div><div></div></div>
Total Votes Cast	85	100.00%	<div><div></div></div>
Overvotes	0		
Undervotes	9		
Contest Totals	94		

### Proposition F – City of Plano

Vote For 1

	TOTAL	VOTE %	
For	55	63.95%	<div><div></div></div>
Against	31	36.05%	<div><div></div></div>
Total Votes Cast	86	100.00%	<div><div></div></div>
Overvotes	0		
Undervotes	8		
Contest Totals	94		



## PCT 051

### Proposition G – City of Plano

Vote For 1

	TOTAL	VOTE %	
For	66	74.16%	<div><div></div></div>
Against	23	25.84%	<div><div></div></div>
Total Votes Cast	89	100.00%	<div><div></div></div>
Overvotes	0		
Undervotes	5		
Contest Totals	94		

### Trustee, Place 1 – Plano ISD

Vote For 1

	TOTAL	VOTE %	
Lauren Tyra	58	100.00%	<div><div></div></div>
Total Votes Cast	58	100.00%	<div><div></div></div>
Overvotes	0		
Undervotes	36		
Contest Totals	94		

### Trustee, Place 2 – Plano ISD

Vote For 1

	TOTAL	VOTE %	
Sam Johnson	65	83.33%	<div><div></div></div>
Xiomar Pierre	13	16.67%	<div><div></div></div>
Total Votes Cast	78	100.00%	<div><div></div></div>
Overvotes	0		
Undervotes	16		
Contest Totals	94		

### Trustee, Place 3 – Plano ISD

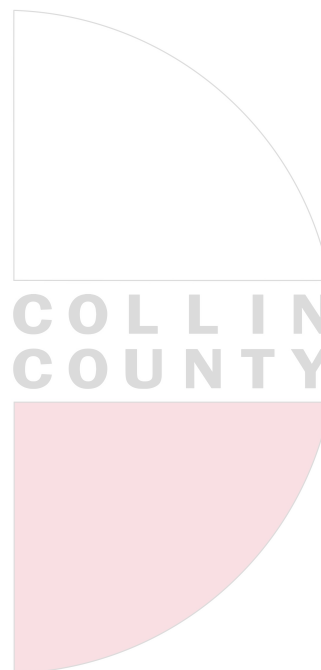
Vote For 1

	TOTAL	VOTE %	
Nancy C. Humphrey	51	65.38%	<div><div></div></div>
Harper Weaver	27	34.62%	<div><div></div></div>
Total Votes Cast	78	100.00%	<div><div></div></div>
Overvotes	0		
Undervotes	16		
Contest Totals	94		

### Trustee, Place 6 – Plano ISD

Vote For 1

	TOTAL	VOTE %	
Andrew Rettke	12	15.38%	<div><div></div></div>
Elisa Klein	39	50.00%	<div><div></div></div>
Dash Weerasinghe	27	34.62%	<div><div></div></div>
Total Votes Cast	78	100.00%	<div><div></div></div>
Overvotes	0		
Undervotes	16		
Contest Totals	94		



Collin County Seal  
Watermark Seal for Collin County.  
Collin County Government

PCT 052

Statistics	TOTAL
Registered Voters - Total	4,599
Ballots Cast - Total	556
Voter Turnout - Total	12.09%

Trustee, Place 4 - Collin Co. Comm. College Dist.  
Vote For 1

	TOTAL	VOTE %	
Tamara Thomas	295	66.29%	<div><div></div></div>
Staci L. Weaver	150	33.71%	<div><div></div></div>
Total Votes Cast	445	100.00%	<div><div></div></div>
Overvotes	0		
Undervotes	111		
Contest Totals	556		

Trustee, Place 5 - Collin Co. Comm. College Dist.  
Vote For 1

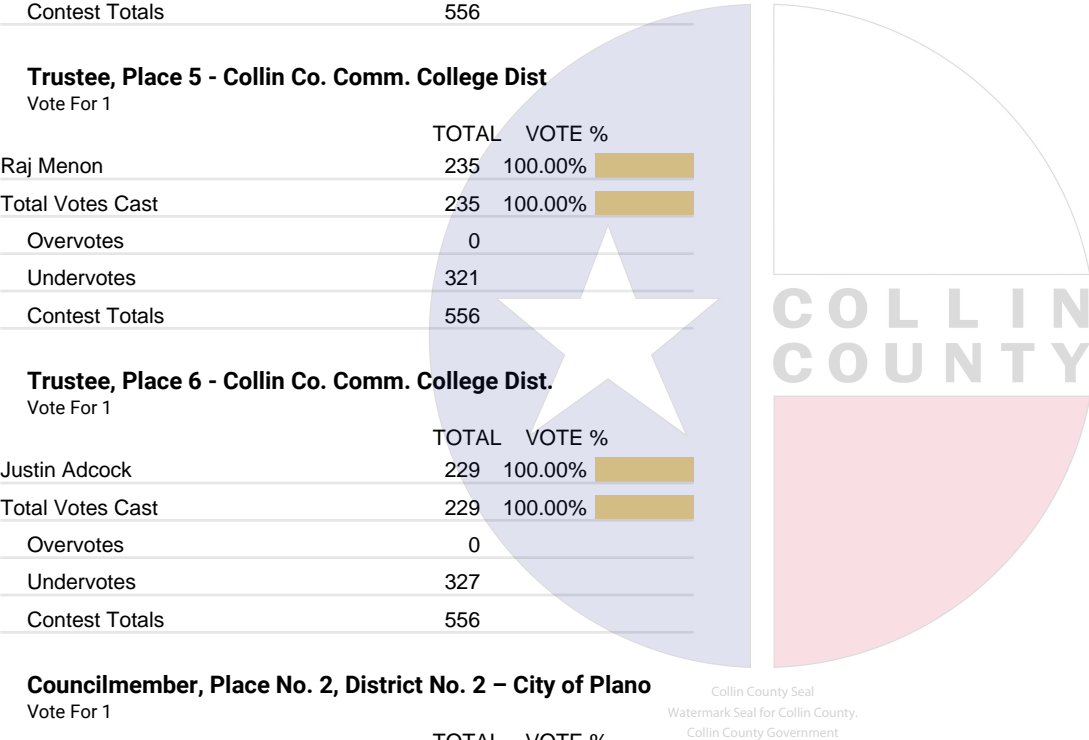
	TOTAL	VOTE %	
Raj Menon	235	100.00%	<div><div></div></div>
Total Votes Cast	235	100.00%	<div><div></div></div>
Overvotes	0		
Undervotes	321		
Contest Totals	556		

Trustee, Place 6 - Collin Co. Comm. College Dist.  
Vote For 1

	TOTAL	VOTE %	
Justin Adcock	229	100.00%	<div><div></div></div>
Total Votes Cast	229	100.00%	<div><div></div></div>
Overvotes	0		
Undervotes	327		
Contest Totals	556		

Councilmember, Place No. 2, District No. 2 – City of Plano  
Vote For 1

	TOTAL	VOTE %	
Bob Kehr	424	80.61%	<div><div></div></div>
Carson K. Underwood	56	10.65%	<div><div></div></div>
Douglas Reeves	46	8.75%	<div><div></div></div>
Total Votes Cast	526	100.00%	<div><div></div></div>
Overvotes	0		
Undervotes	30		
Contest Totals	556		





## PCT 052

### Councilmember, Place No. 4, District No. 4 – City of Plano

Vote For 1

	TOTAL	VOTE %	
Cody Weaver	109	21.12%	<div><div></div></div>
Christene "Chris" Krupa Downs	407	78.88%	<div><div></div></div>
Total Votes Cast	516	100.00%	<div><div></div></div>
Overvotes	0		
Undervotes	40		
Contest Totals	556		

### Councilmember, Place No. 6, Mayor – City of Plano

Vote For 1

	TOTAL	VOTE %	
John Muns	425	100.00%	<div><div></div></div>
Total Votes Cast	425	100.00%	<div><div></div></div>
Overvotes	0		
Undervotes	131		
Contest Totals	556		

### Councilmember, Place No. 8 – City of Plano

Vote For 1

	TOTAL	VOTE %	
Vidal Quintanilla	349	68.43%	<div><div></div></div>
Hayden Padgett	161	31.57%	<div><div></div></div>
Total Votes Cast	510	100.00%	<div><div></div></div>
Overvotes	0		
Undervotes	46		
Contest Totals	556		

### Councilmember, Place No. 5, Unexpired Term – City of Plano


Vote For 1

	TOTAL	VOTE %	
Gary Cary	106	20.87%	<div><div></div></div>
Steve Lavine	402	79.13%	<div><div></div></div>
Total Votes Cast	508	100.00%	<div><div></div></div>
Overvotes	0		
Undervotes	48		
Contest Totals	556		

### Proposition A – City of Plano

Vote For 1

	TOTAL	VOTE %	
For	345	72.78%	<div><div></div></div>
Against	129	27.22%	<div><div></div></div>
Total Votes Cast	474	100.00%	<div><div></div></div>
Overvotes	0		
Undervotes	82		
Contest Totals	556		



## PCT 052

### Proposition B – City of Plano

Vote For 1

	TOTAL	VOTE %	
For	279	59.62%	<div><div></div></div>
Against	189	40.38%	<div><div></div></div>
Total Votes Cast	468	100.00%	<div><div></div></div>
Overvotes	0		
Undervotes	88		
Contest Totals	556		

### Proposition C – City of Plano

Vote For 1

	TOTAL	VOTE %	
For	301	64.45%	<div><div></div></div>
Against	166	35.55%	<div><div></div></div>
Total Votes Cast	467	100.00%	<div><div></div></div>
Overvotes	0		
Undervotes	89		
Contest Totals	556		

### Proposition D – City of Plano

Vote For 1

	TOTAL	VOTE %	
For	294	66.67%	<div><div></div></div>
Against	147	33.33%	<div><div></div></div>
Total Votes Cast	441	100.00%	<div><div></div></div>
Overvotes	0		
Undervotes	115		
Contest Totals	556		

### Proposition E – City of Plano

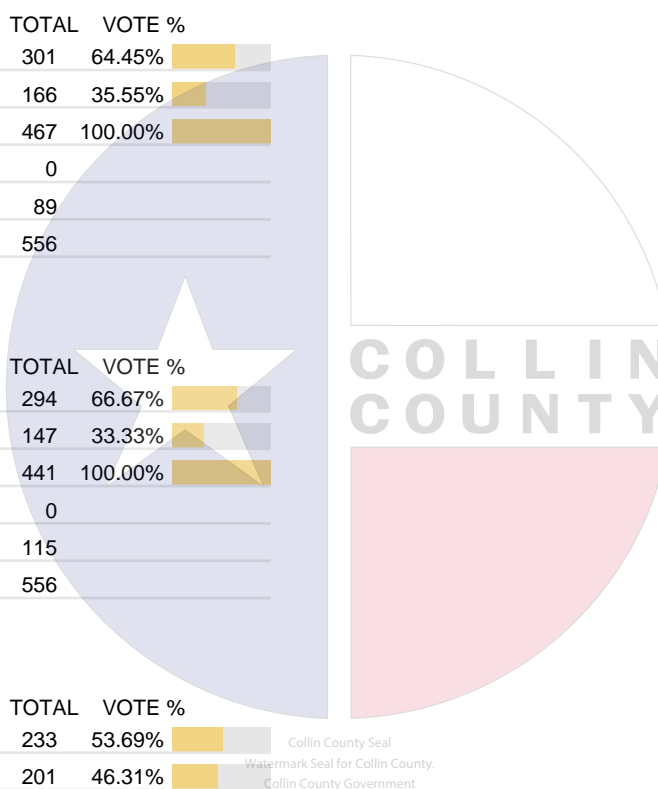
Vote For 1

	TOTAL	VOTE %	
For	233	53.69%	<div><div></div></div>
Against	201	46.31%	<div><div></div></div>
Total Votes Cast	434	100.00%	<div><div></div></div>
Overvotes	0		
Undervotes	122		
Contest Totals	556		

### Proposition F – City of Plano

Vote For 1

	TOTAL	VOTE %	
For	292	64.74%	<div><div></div></div>
Against	159	35.26%	<div><div></div></div>
Total Votes Cast	451	100.00%	<div><div></div></div>
Overvotes	0		
Undervotes	105		
Contest Totals	556		



## PCT 052

### Proposition G – City of Plano

Vote For 1

	TOTAL	VOTE %	
For	324	72.16%	<div><div></div></div>
Against	125	27.84%	<div><div></div></div>
Total Votes Cast	449	100.00%	<div><div></div></div>
Overvotes	0		
Undervotes	107		
Contest Totals	556		

### Trustee, Place 1 – Plano ISD

Vote For 1

	TOTAL	VOTE %	
Lauren Tyra	239	100.00%	<div><div></div></div>
Total Votes Cast	239	100.00%	<div><div></div></div>
Overvotes	0		
Undervotes	317		
Contest Totals	556		

### Trustee, Place 2 – Plano ISD

Vote For 1

	TOTAL	VOTE %	
Sam Johnson	308	85.56%	<div><div></div></div>
Xiomar Pierre	52	14.44%	<div><div></div></div>
Total Votes Cast	360	100.00%	<div><div></div></div>
Overvotes	0		
Undervotes	196		
Contest Totals	556		

### Trustee, Place 3 – Plano ISD


Vote For 1

	TOTAL	VOTE %	
Nancy C. Humphrey	340	72.34%	<div><div></div></div>
Harper Weaver	130	27.66%	<div><div></div></div>
Total Votes Cast	470	100.00%	<div><div></div></div>
Overvotes	0		
Undervotes	86		
Contest Totals	556		

### Trustee, Place 6 – Plano ISD

Vote For 1

	TOTAL	VOTE %	
Andrew Rettke	37	8.04%	<div><div></div></div>
Elisa Klein	346	75.22%	<div><div></div></div>
Dash Weerasinghe	77	16.74%	<div><div></div></div>
Total Votes Cast	460	100.00%	<div><div></div></div>
Overvotes	0		
Undervotes	96		
Contest Totals	556		



PCT 053

Statistics	TOTAL
Registered Voters - Total	2,192
Ballots Cast - Total	353
Voter Turnout - Total	16.10%

Trustee, Place 4 - Collin Co. Comm. College Dist.  
Vote For 1

	TOTAL	VOTE %
Tamara Thomas	153	48.26%
Staci L. Weaver	164	51.74%
Total Votes Cast	317	100.00%
Overvotes	0	
Undervotes	36	
Contest Totals	353	

Trustee, Place 5 - Collin Co. Comm. College Dist.  
Vote For 1

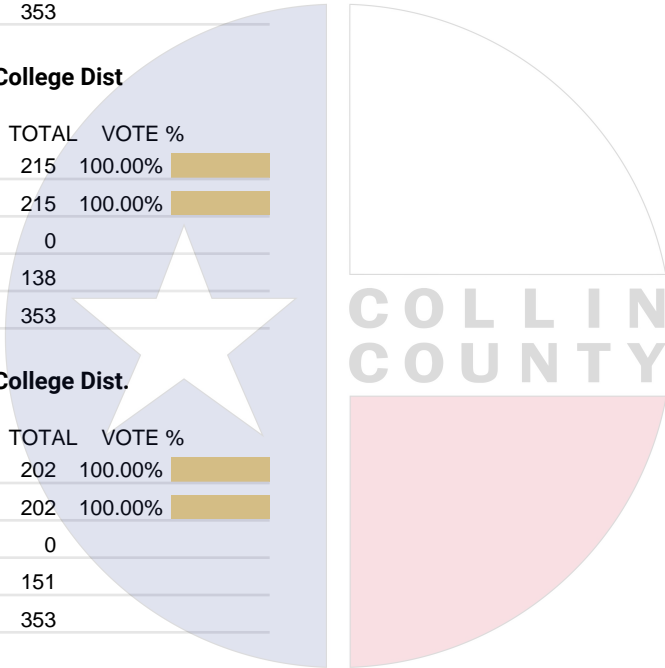
	TOTAL	VOTE %
Raj Menon	215	100.00%
Total Votes Cast	215	100.00%
Overvotes	0	
Undervotes	138	
Contest Totals	353	

Trustee, Place 6 - Collin Co. Comm. College Dist.  
Vote For 1

	TOTAL	VOTE %
Justin Adcock	202	100.00%
Total Votes Cast	202	100.00%
Overvotes	0	
Undervotes	151	
Contest Totals	353	

Councilmember, Place No. 2, District No. 2 – City of Plano  
Vote For 1

	TOTAL	VOTE %
Bob Kehr	205	61.01%
Carson K. Underwood	46	13.69%
Douglas Reeves	85	25.30%
Total Votes Cast	336	100.00%
Overvotes	0	
Undervotes	17	
Contest Totals	353	



Collin County Seal  
Watermark Seal for Collin County,  
Collin County Government

## PCT 053

### Councilmember, Place No. 4, District No. 4 – City of Plano

Vote For 1

	TOTAL	VOTE %	
Cody Weaver	144	42.86%	<div><div></div></div>
Christene “Chris” Krupa Downs	192	57.14%	<div><div></div></div>
Total Votes Cast	336	100.00%	<div><div></div></div>
Overvotes	0		
Undervotes	17		
Contest Totals	353		

### Councilmember, Place No. 6, Mayor – City of Plano

Vote For 1

	TOTAL	VOTE %	
John Muns	262	100.00%	<div><div></div></div>
Total Votes Cast	262	100.00%	<div><div></div></div>
Overvotes	0		
Undervotes	91		
Contest Totals	353		

### Councilmember, Place No. 8 – City of Plano

Vote For 1

	TOTAL	VOTE %	
Vidal Quintanilla	189	59.06%	<div><div></div></div>
Hayden Padgett	131	40.94%	<div><div></div></div>
Total Votes Cast	320	100.00%	<div><div></div></div>
Overvotes	0		
Undervotes	33		
Contest Totals	353		

### Councilmember, Place No. 5, Unexpired Term – City of Plano


Vote For 1

	TOTAL	VOTE %	
Gary Cary	145	44.34%	<div><div></div></div>
Steve Lavine	182	55.66%	<div><div></div></div>
Total Votes Cast	327	100.00%	<div><div></div></div>
Overvotes	0		
Undervotes	26		
Contest Totals	353		

### Proposition A – City of Plano

Vote For 1

	TOTAL	VOTE %	
For	265	76.59%	<div><div></div></div>
Against	81	23.41%	<div><div></div></div>
Total Votes Cast	346	100.00%	<div><div></div></div>
Overvotes	0		
Undervotes	7		
Contest Totals	353		






Collin County Seal  
Watermark Seal for Collin County,  
Collin County Government

## PCT 053




### Proposition B – City of Plano

Vote For 1

	TOTAL	VOTE %	
For	211	62.06%	
Against	129	37.94%	
Total Votes Cast	340	100.00%	
Overvotes	0		
Undervotes	13		
Contest Totals	353		




### Proposition C – City of Plano

Vote For 1

	TOTAL	VOTE %	
For	222	65.29%	
Against	118	34.71%	
Total Votes Cast	340	100.00%	
Overvotes	0		
Undervotes	13		
Contest Totals	353		




### Proposition D – City of Plano

Vote For 1

	TOTAL	VOTE %	
For	231	67.54%	
Against	111	32.46%	
Total Votes Cast	342	100.00%	
Overvotes	0		
Undervotes	11		
Contest Totals	353		




### Proposition E – City of Plano

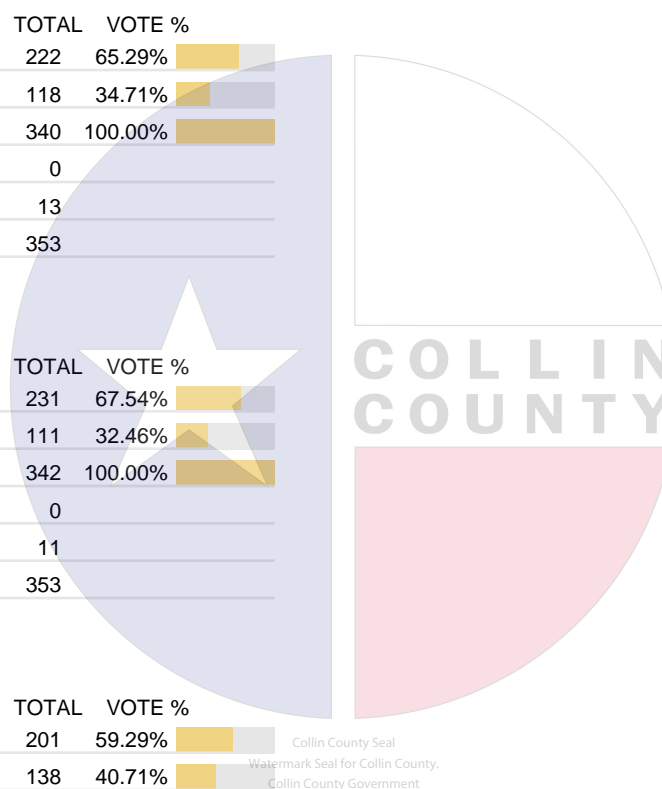
Vote For 1

	TOTAL	VOTE %	
For	201	59.29%	
Against	138	40.71%	
Total Votes Cast	339	100.00%	
Overvotes	0		
Undervotes	14		
Contest Totals	353		

### Proposition F – City of Plano

Vote For 1

	TOTAL	VOTE %	
For	241	69.86%	
Against	104	30.14%	
Total Votes Cast	345	100.00%	
Overvotes	0		
Undervotes	8		
Contest Totals	353		



## PCT 053

### Proposition G – City of Plano

Vote For 1

	TOTAL	VOTE %	
For	254	73.84%	<div><div></div></div>
Against	90	26.16%	<div><div></div></div>
Total Votes Cast	344	100.00%	<div><div></div></div>
Overvotes	0		
Undervotes	9		
Contest Totals	353		

### Trustee, Place 1 – Plano ISD

Vote For 1

	TOTAL	VOTE %	
Lauren Tyra	242	100.00%	<div><div></div></div>
Total Votes Cast	242	100.00%	<div><div></div></div>
Overvotes	0		
Undervotes	111		
Contest Totals	353		

### Trustee, Place 2 – Plano ISD

Vote For 1

	TOTAL	VOTE %	
Sam Johnson	283	91.00%	<div><div></div></div>
Xiomar Pierre	28	9.00%	<div><div></div></div>
Total Votes Cast	311	100.00%	<div><div></div></div>
Overvotes	0		
Undervotes	42		
Contest Totals	353		

### Trustee, Place 3 – Plano ISD


Vote For 1

	TOTAL	VOTE %	
Nancy C. Humphrey	207	64.69%	<div><div></div></div>
Harper Weaver	113	35.31%	<div><div></div></div>
Total Votes Cast	320	100.00%	<div><div></div></div>
Overvotes	0		
Undervotes	33		
Contest Totals	353		

### Trustee, Place 6 – Plano ISD

Vote For 1

	TOTAL	VOTE %	
Andrew Rettke	34	10.83%	<div><div></div></div>
Elisa Klein	186	59.24%	<div><div></div></div>
Dash Weerasinghe	94	29.94%	<div><div></div></div>
Total Votes Cast	314	100.00%	<div><div></div></div>
Overvotes	0		
Undervotes	39		
Contest Totals	353		



Collin County Seal  
Watermark Seal for Collin County.  
Collin County Government

PCT 054

Statistics	TOTAL
Registered Voters - Total	3,510
Ballots Cast - Total	251
Voter Turnout - Total	7.15%

Trustee, Place 4 - Collin Co. Comm. College Dist.  
Vote For 1

	TOTAL	VOTE %	
Tamara Thomas	126	56.50%	<div><div></div></div>
Staci L. Weaver	97	43.50%	<div><div></div></div>
Total Votes Cast	223	100.00%	<div><div></div></div>
Overvotes	0		
Undervotes	28		
Contest Totals	251		

Trustee, Place 5 - Collin Co. Comm. College Dist.  
Vote For 1

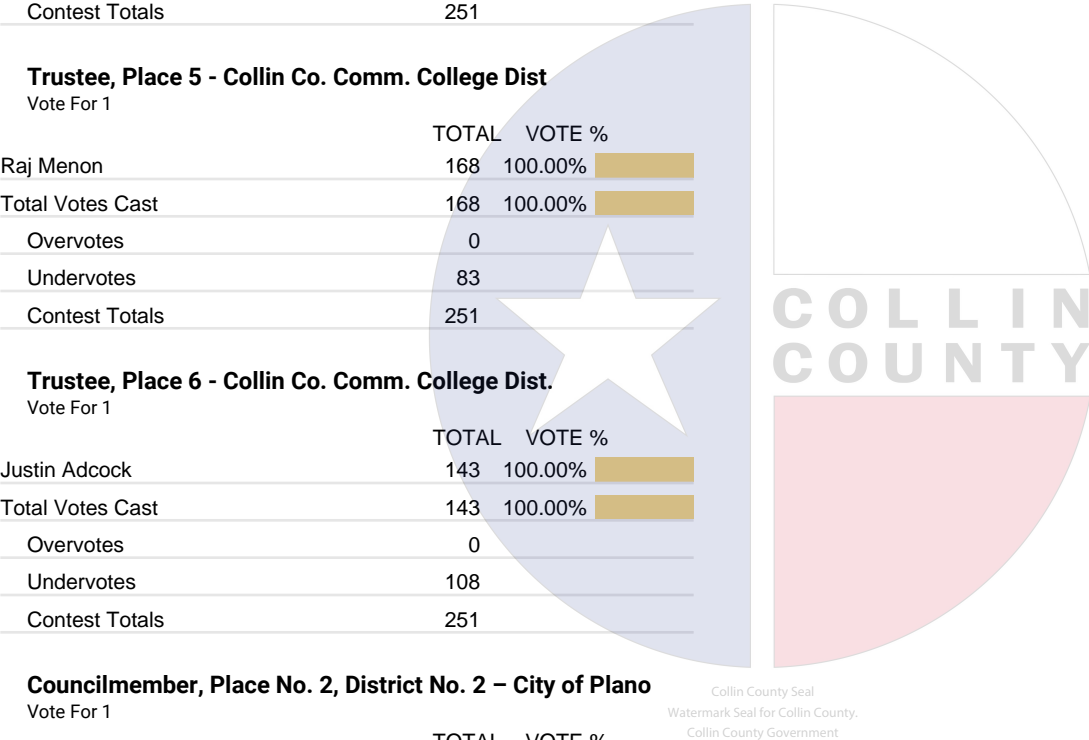
	TOTAL	VOTE %	
Raj Menon	168	100.00%	<div><div></div></div>
Total Votes Cast	168	100.00%	<div><div></div></div>
Overvotes	0		
Undervotes	83		
Contest Totals	251		

Trustee, Place 6 - Collin Co. Comm. College Dist.  
Vote For 1

	TOTAL	VOTE %	
Justin Adcock	143	100.00%	<div><div></div></div>
Total Votes Cast	143	100.00%	<div><div></div></div>
Overvotes	0		
Undervotes	108		
Contest Totals	251		

Councilmember, Place No. 2, District No. 2 – City of Plano  
Vote For 1

	TOTAL	VOTE %	
Bob Kehr	134	58.77%	<div><div></div></div>
Carson K. Underwood	44	19.30%	<div><div></div></div>
Douglas Reeves	50	21.93%	<div><div></div></div>
Total Votes Cast	228	100.00%	<div><div></div></div>
Overvotes	0		
Undervotes	23		
Contest Totals	251		





## PCT 054

### Councilmember, Place No. 4, District No. 4 – City of Plano

Vote For 1

	TOTAL	VOTE %	
Cody Weaver	88	38.43%	<div><div></div></div>
Christene “Chris” Krupa Downs	141	61.57%	<div><div></div></div>
Total Votes Cast	229	100.00%	<div><div></div></div>
Overvotes	0		
Undervotes	22		
Contest Totals	251		

### Councilmember, Place No. 6, Mayor – City of Plano

Vote For 1

	TOTAL	VOTE %	
John Muns	183	100.00%	<div><div></div></div>
Total Votes Cast	183	100.00%	<div><div></div></div>
Overvotes	0		
Undervotes	68		
Contest Totals	251		

### Councilmember, Place No. 8 – City of Plano

Vote For 1

	TOTAL	VOTE %	
Vidal Quintanilla	144	62.88%	<div><div></div></div>
Hayden Padgett	85	37.12%	<div><div></div></div>
Total Votes Cast	229	100.00%	<div><div></div></div>
Overvotes	0		
Undervotes	22		
Contest Totals	251		

### Councilmember, Place No. 5, Unexpired Term – City of Plano


Vote For 1

	TOTAL	VOTE %	
Gary Cary	76	33.93%	<div><div></div></div>
Steve Lavine	148	66.07%	<div><div></div></div>
Total Votes Cast	224	100.00%	<div><div></div></div>
Overvotes	0		
Undervotes	27		
Contest Totals	251		

### Proposition A – City of Plano

Vote For 1

	TOTAL	VOTE %	
For	171	69.23%	<div><div></div></div>
Against	76	30.77%	<div><div></div></div>
Total Votes Cast	247	100.00%	<div><div></div></div>
Overvotes	0		
Undervotes	4		
Contest Totals	251		



## PCT 054

### Proposition B – City of Plano

Vote For 1

	TOTAL	VOTE %	
For	123	49.60%	<div><div></div></div>
Against	125	50.40%	<div><div></div></div>
Total Votes Cast	248	100.00%	<div><div></div></div>
Overvotes	0		
Undervotes	3		
Contest Totals	251		

### Proposition C – City of Plano

Vote For 1

	TOTAL	VOTE %	
For	126	51.43%	<div><div></div></div>
Against	119	48.57%	<div><div></div></div>
Total Votes Cast	245	100.00%	<div><div></div></div>
Overvotes	0		
Undervotes	6		
Contest Totals	251		

### Proposition D – City of Plano

Vote For 1

	TOTAL	VOTE %	
For	155	63.01%	<div><div></div></div>
Against	91	36.99%	<div><div></div></div>
Total Votes Cast	246	100.00%	<div><div></div></div>
Overvotes	0		
Undervotes	5		
Contest Totals	251		

### Proposition E – City of Plano

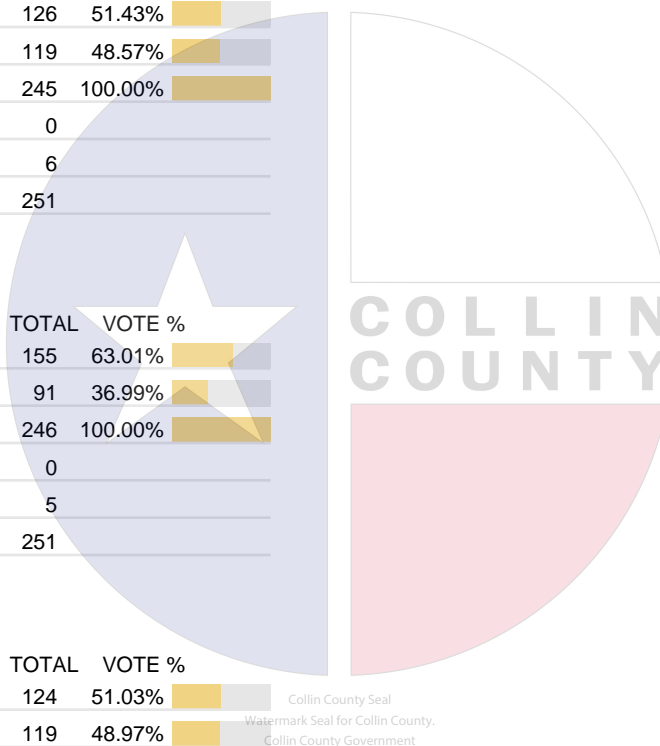
Vote For 1

	TOTAL	VOTE %	
For	124	51.03%	<div><div></div></div>
Against	119	48.97%	<div><div></div></div>
Total Votes Cast	243	100.00%	<div><div></div></div>
Overvotes	0		
Undervotes	8		
Contest Totals	251		

### Proposition F – City of Plano

Vote For 1




	TOTAL	VOTE %	
For	174	71.02%	<div><div></div></div>
Against	71	28.98%	<div><div></div></div>
Total Votes Cast	245	100.00%	<div><div></div></div>
Overvotes	0		
Undervotes	6		
Contest Totals	251		



## PCT 054



### Proposition G – City of Plano

Vote For 1

	TOTAL	VOTE %	
For	179	73.06%	
Against	66	26.94%	
Total Votes Cast	245	100.00%	
Overvotes	0		
Undervotes	6		
Contest Totals	251		




### Trustee, Place 1 – Plano ISD

Vote For 1

	TOTAL	VOTE %	
Lauren Tyra	179	100.00%	
Total Votes Cast	179	100.00%	
Overvotes	0		
Undervotes	72		
Contest Totals	251		




### Trustee, Place 2 – Plano ISD

Vote For 1

	TOTAL	VOTE %	
Sam Johnson	174	82.08%	
Xiomar Pierre	38	17.92%	
Total Votes Cast	212	100.00%	
Overvotes	0		
Undervotes	39		
Contest Totals	251		





### Trustee, Place 3 – Plano ISD


Vote For 1

	TOTAL	VOTE %	
Nancy C. Humphrey	156	72.22%	
Harper Weaver	60	27.78%	
Total Votes Cast	216	100.00%	
Overvotes	0		
Undervotes	35		
Contest Totals	251		

### Trustee, Place 6 – Plano ISD

Vote For 1

	TOTAL	VOTE %	
Andrew Rettke	33	15.07%	
Elisa Klein	141	64.38%	
Dash Weerasinghe	45	20.55%	
Total Votes Cast	219	100.00%	
Overvotes	0		
Undervotes	32		
Contest Totals	251		



Collin County Seal  
Watermark Seal for Collin County.  
Collin County Government

Precinct Results Report  
Joint General and Special Elections  
May 3, 2025

FINAL RESULTS  
All Races  
Collin County

## PCT 055

### Statistics

TOTAL

Registered Voters - Total	3,975
Ballots Cast - Total	476
Voter Turnout - Total	11.97%

#### Trustee, Place 4 - Collin Co. Comm. College Dist.

Vote For 1

	TOTAL	VOTE %	
Tamara Thomas	129	44.95%	<div><div></div></div>
Staci L. Weaver	158	55.05%	<div><div></div></div>
Total Votes Cast	287	100.00%	<div><div></div></div>
Overvotes	0		
Undervotes	189		
Contest Totals	476		

#### Trustee, Place 5 - Collin Co. Comm. College Dist.

Vote For 1

	TOTAL	VOTE %	
Raj Menon	210	100.00%	<div><div></div></div>
Total Votes Cast	210	100.00%	<div><div></div></div>
Overvotes	0		
Undervotes	266		
Contest Totals	476		

#### Trustee, Place 6 - Collin Co. Comm. College Dist.

Vote For 1

	TOTAL	VOTE %	
Justin Adcock	214	100.00%	<div><div></div></div>
Total Votes Cast	214	100.00%	<div><div></div></div>
Overvotes	0		
Undervotes	262		
Contest Totals	476		

#### Council Member, Place 1 – City of Richardson

Vote For 1

	TOTAL	VOTE %	
Curtis Dorian	243	100.00%	<div><div></div></div>
Total Votes Cast	243	100.00%	<div><div></div></div>
Overvotes	0		
Undervotes	233		
Contest Totals	476		

#### Council Member, Place 2 – City of Richardson

Vote For 1

	TOTAL	VOTE %	
Jennifer Justice	254	100.00%	<div><div></div></div>
Total Votes Cast	254	100.00%	<div><div></div></div>
Overvotes	0		
Undervotes	222		
Contest Totals	476		

Collin County Seal  
Watermark Seal for Collin County,  
Collin County Government

## PCT 055

### Council Member, Place 3 – City of Richardson

Vote For 1

	TOTAL	VOTE %	
Dan Barrios	262	100.00%	<div><div></div></div>
Total Votes Cast	262	100.00%	<div><div></div></div>
Overvotes	0		
Undervotes	214		
Contest Totals	476		

### Council Member, Place 4 – City of Richardson

Vote For 1

	TOTAL	VOTE %	
Joe Corcoran	261	100.00%	<div><div></div></div>
Total Votes Cast	261	100.00%	<div><div></div></div>
Overvotes	0		
Undervotes	215		
Contest Totals	476		

### Council Member, Place 5 – City of Richardson

Vote For 1

	TOTAL	VOTE %	
Ken Hutchenrider	240	100.00%	<div><div></div></div>
Total Votes Cast	240	100.00%	<div><div></div></div>
Overvotes	0		
Undervotes	236		
Contest Totals	476		

### Council Member, Place 6 – City of Richardson

Vote For 1

	TOTAL	VOTE %	
Arefin Shamsul	278	67.48%	<div><div></div></div>
Lisa Marie Kupfer	134	32.52%	<div><div></div></div>
Total Votes Cast	412	100.00%	<div><div></div></div>
Overvotes	0		
Undervotes	64		
Contest Totals	476		

Collin County Seal  
Watermark Seal for Collin County,  
Collin County Government

### Mayor, Place 7 – City of Richardson

Vote For 1

	TOTAL	VOTE %	
Alan C. North	10	2.11%	<div><div></div></div>
Amir Omar	260	54.85%	<div><div></div></div>
Bob Dubey	204	43.04%	<div><div></div></div>
Total Votes Cast	474	100.00%	<div><div></div></div>
Overvotes	0		
Undervotes	2		
Contest Totals	476		

PCT 055

Trustee, Place 1 – Plano ISD  
Vote For 1

	TOTAL	VOTE %	
Lauren Tyra	220	100.00%	<div><div></div></div>
Total Votes Cast	220	100.00%	<div><div></div></div>
Overvotes	0		
Undervotes	256		
Contest Totals	476		

Trustee, Place 2 – Plano ISD  
Vote For 1

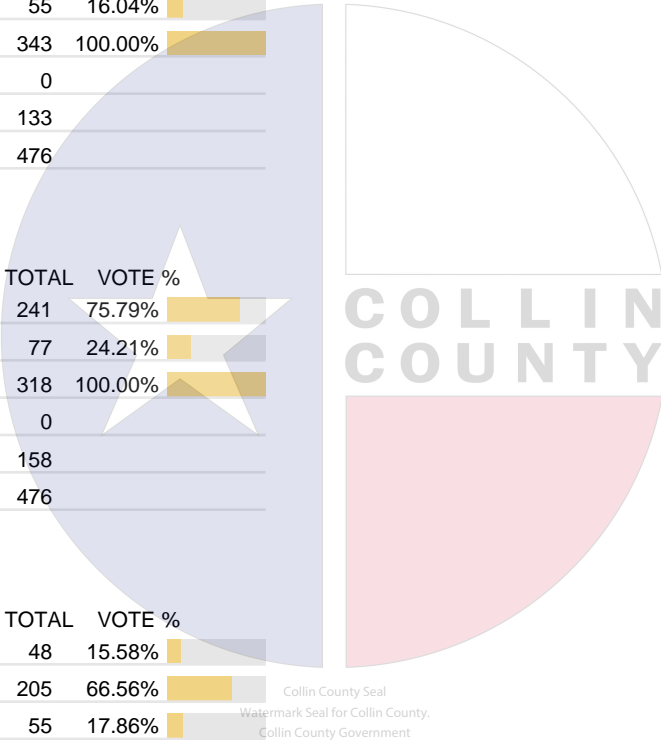
	TOTAL	VOTE %	
Sam Johnson	288	83.96%	<div><div></div></div>
Xiomar Pierre	55	16.04%	<div><div></div></div>
Total Votes Cast	343	100.00%	<div><div></div></div>
Overvotes	0		
Undervotes	133		
Contest Totals	476		

Trustee, Place 3 – Plano ISD  
Vote For 1

	TOTAL	VOTE %	
Nancy C. Humphrey	241	75.79%	<div><div></div></div>
Harper Weaver	77	24.21%	<div><div></div></div>
Total Votes Cast	318	100.00%	<div><div></div></div>
Overvotes	0		
Undervotes	158		
Contest Totals	476		

Trustee, Place 6 – Plano ISD  
Vote For 1

	TOTAL	VOTE %	
Andrew Rettke	48	15.58%	<div><div></div></div>
Elisa Klein	205	66.56%	<div><div></div></div>
Dash Weerasinghe	55	17.86%	<div><div></div></div>
Total Votes Cast	308	100.00%	<div><div></div></div>
Overvotes	1		
Undervotes	167		
Contest Totals	476		



PCT 056

Statistics	TOTAL
Registered Voters - Total	3,454
Ballots Cast - Total	171
Voter Turnout - Total	4.95%

Trustee, Place 4 - Collin Co. Comm. College Dist.  
Vote For 1

	TOTAL	VOTE %
Tamara Thomas	59	40.14%
Staci L. Weaver	88	59.86%
Total Votes Cast	147	100.00%
Overvotes	0	
Undervotes	24	
Contest Totals	171	

Trustee, Place 5 - Collin Co. Comm. College Dist.  
Vote For 1

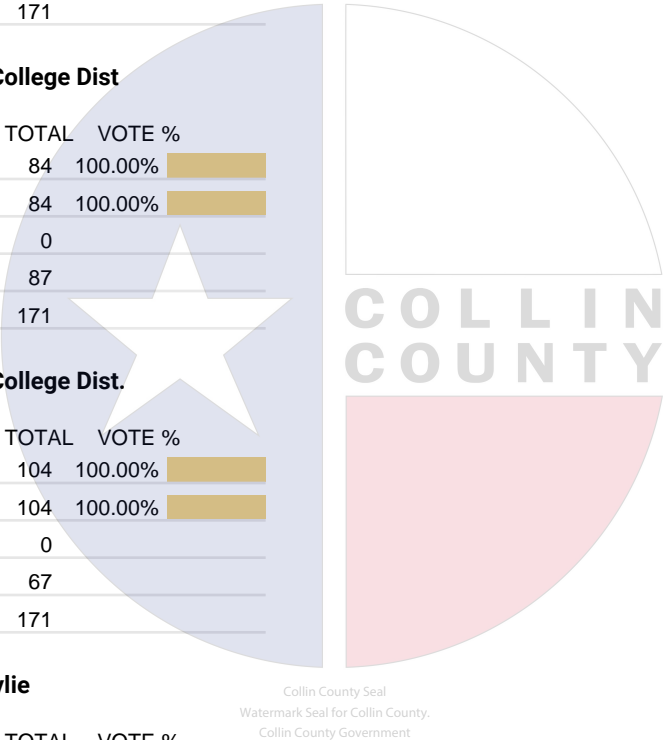
	TOTAL	VOTE %
Raj Menon	84	100.00%
Total Votes Cast	84	100.00%
Overvotes	0	
Undervotes	87	
Contest Totals	171	

Trustee, Place 6 - Collin Co. Comm. College Dist.  
Vote For 1

	TOTAL	VOTE %
Justin Adcock	104	100.00%
Total Votes Cast	104	100.00%
Overvotes	0	
Undervotes	67	
Contest Totals	171	

Council Member, Place 1 – City of Wylie  
Vote For 1

	TOTAL	VOTE %
David R. Duke	97	100.00%
Total Votes Cast	97	100.00%
Overvotes	0	
Undervotes	68	
Contest Totals	165	



PCT 056

Council Member, Place 3 – City of Wylie  
Vote For 1

	TOTAL	VOTE %	
Hamza Fraz	39	24.68%	<div><div></div></div>
Todd J. Pickens	119	75.32%	<div><div></div></div>
Total Votes Cast	158	100.00%	<div><div></div></div>
Overvotes	0		
Undervotes	7		
Contest Totals	165		

Proposition A – City of Wylie  
Vote For 1

	TOTAL	VOTE %	
FOR THE MEASURE	65	40.37%	<div><div></div></div>
AGAINST THE MEASURE	96	59.63%	<div><div></div></div>
Total Votes Cast	161	100.00%	<div><div></div></div>
Overvotes	0		
Undervotes	4		
Contest Totals	165		

Proposition B – City of Wylie  
Vote For 1

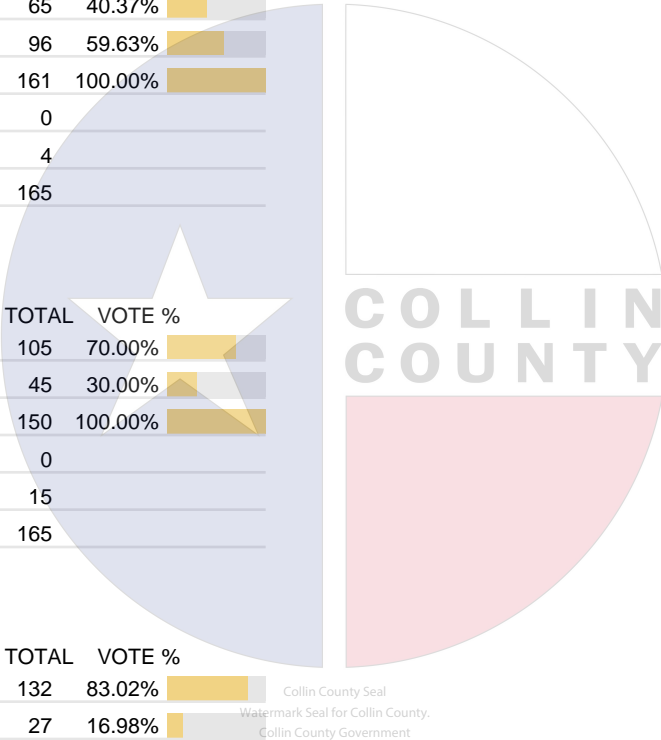
	TOTAL	VOTE %	
FOR THE MEASURE	105	70.00%	<div><div></div></div>
AGAINST THE MEASURE	45	30.00%	<div><div></div></div>
Total Votes Cast	150	100.00%	<div><div></div></div>
Overvotes	0		
Undervotes	15		
Contest Totals	165		

Proposition C – City of Wylie  
Vote For 1

	TOTAL	VOTE %	
FOR THE MEASURE	132	83.02%	<div><div></div></div>
AGAINST THE MEASURE	27	16.98%	<div><div></div></div>
Total Votes Cast	159	100.00%	<div><div></div></div>
Overvotes	0		
Undervotes	6		
Contest Totals	165		

Proposition D – City of Wylie  
Vote For 1

	TOTAL	VOTE %	
FOR THE MEASURE	138	89.03%	<div><div></div></div>
AGAINST THE MEASURE	17	10.97%	<div><div></div></div>
Total Votes Cast	155	100.00%	<div><div></div></div>
Overvotes	0		
Undervotes	10		
Contest Totals	165		





PCT 056

Proposition E – City of Wylie  
Vote For 1

	TOTAL	VOTE %	
FOR THE MEASURE	87	57.24%	<div><div></div></div>
AGAINST THE MEASURE	65	42.76%	<div><div></div></div>
Total Votes Cast	152	100.00%	<div><div></div></div>
Overvotes	0		
Undervotes	13		
Contest Totals	165		

Proposition F – City of Wylie  
Vote For 1

	TOTAL	VOTE %	
FOR THE MEASURE	95	60.90%	<div><div></div></div>
AGAINST THE MEASURE	61	39.10%	<div><div></div></div>
Total Votes Cast	156	100.00%	<div><div></div></div>
Overvotes	0		
Undervotes	9		
Contest Totals	165		

Proposition G – City of Wylie  
Vote For 1

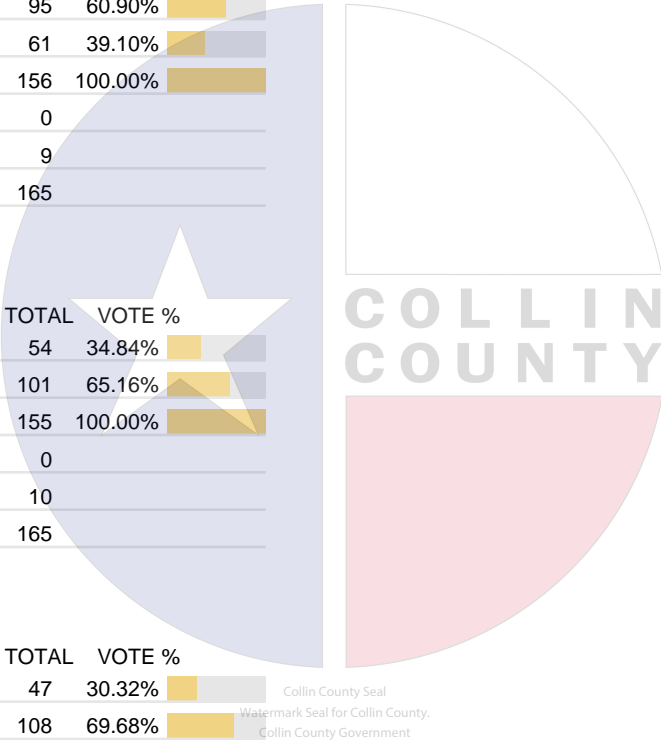
	TOTAL	VOTE %	
FOR THE MEASURE	54	34.84%	<div><div></div></div>
AGAINST THE MEASURE	101	65.16%	<div><div></div></div>
Total Votes Cast	155	100.00%	<div><div></div></div>
Overvotes	0		
Undervotes	10		
Contest Totals	165		

Proposition H – City of Wylie  
Vote For 1

	TOTAL	VOTE %	
FOR THE MEASURE	47	30.32%	<div><div></div></div>
AGAINST THE MEASURE	108	69.68%	<div><div></div></div>
Total Votes Cast	155	100.00%	<div><div></div></div>
Overvotes	0		
Undervotes	10		
Contest Totals	165		

Proposition I – City of Wylie  
Vote For 1

	TOTAL	VOTE %	
FOR THE MEASURE	92	63.45%	<div><div></div></div>
AGAINST THE MEASURE	53	36.55%	<div><div></div></div>
Total Votes Cast	145	100.00%	<div><div></div></div>
Overvotes	0		
Undervotes	20		
Contest Totals	165		



## PCT 056

### Proposition J – City of Wylie

Vote For 1

	TOTAL	VOTE %	
FOR THE MEASURE	121	79.08%	<div><div></div></div>
AGAINST THE MEASURE	32	20.92%	<div><div></div></div>
Total Votes Cast	153	100.00%	<div><div></div></div>
Overvotes	0		
Undervotes	12		
Contest Totals	165		

### Proposition K – City of Wylie

Vote For 1

	TOTAL	VOTE %	
FOR THE MEASURE	72	47.37%	<div><div></div></div>
AGAINST THE MEASURE	80	52.63%	<div><div></div></div>
Total Votes Cast	152	100.00%	<div><div></div></div>
Overvotes	0		
Undervotes	13		
Contest Totals	165		

### Proposition L – City of Wylie

Vote For 1

	TOTAL	VOTE %	
FOR THE MEASURE	128	83.12%	<div><div></div></div>
AGAINST THE MEASURE	26	16.88%	<div><div></div></div>
Total Votes Cast	154	100.00%	<div><div></div></div>
Overvotes	0		
Undervotes	11		
Contest Totals	165		

### Proposition M – City of Wylie

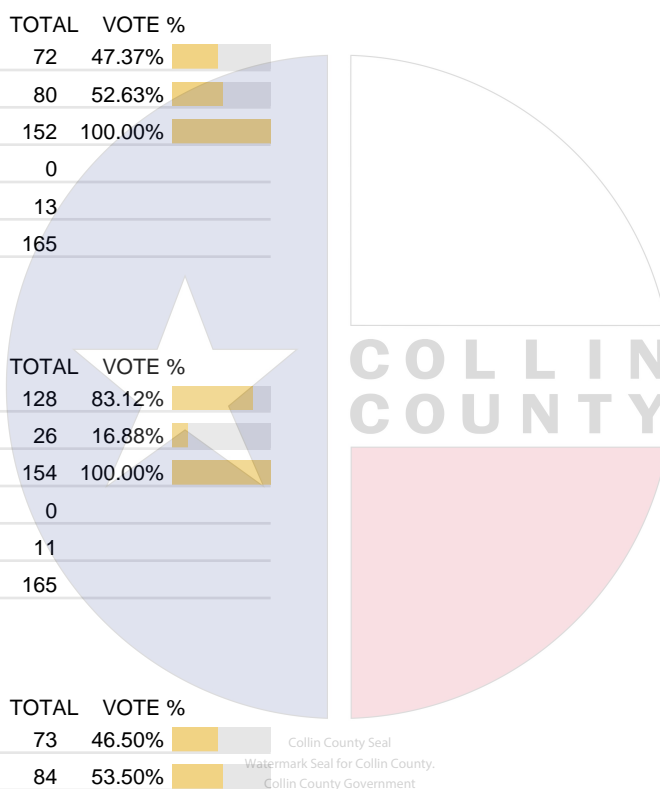
Vote For 1

	TOTAL	VOTE %	
FOR THE MEASURE	73	46.50%	<div><div></div></div>
AGAINST THE MEASURE	84	53.50%	<div><div></div></div>
Total Votes Cast	157	100.00%	<div><div></div></div>
Overvotes	0		
Undervotes	8		
Contest Totals	165		

### Proposition N – City of Wylie

Vote For 1

	TOTAL	VOTE %	
FOR THE MEASURE	49	33.79%	<div><div></div></div>
AGAINST THE MEASURE	96	66.21%	<div><div></div></div>
Total Votes Cast	145	100.00%	<div><div></div></div>
Overvotes	0		
Undervotes	20		
Contest Totals	165		



## PCT 056

### Proposition O – City of Wylie

Vote For 1

	TOTAL	VOTE %	
FOR THE MEASURE	95	65.52%	<div><div></div></div>
AGAINST THE MEASURE	50	34.48%	<div><div></div></div>
Total Votes Cast	145	100.00%	<div><div></div></div>
Overvotes	0		
Undervotes	20		
Contest Totals	165		

### Proposition P – City of Wylie

Vote For 1

	TOTAL	VOTE %	
FOR THE MEASURE	100	65.36%	<div><div></div></div>
AGAINST THE MEASURE	53	34.64%	<div><div></div></div>
Total Votes Cast	153	100.00%	<div><div></div></div>
Overvotes	0		
Undervotes	12		
Contest Totals	165		

### Proposition Q – City of Wylie

Vote For 1

	TOTAL	VOTE %	
FOR THE MEASURE	132	84.08%	<div><div></div></div>
AGAINST THE MEASURE	25	15.92%	<div><div></div></div>
Total Votes Cast	157	100.00%	<div><div></div></div>
Overvotes	0		
Undervotes	8		
Contest Totals	165		

### Proposition R – City of Wylie

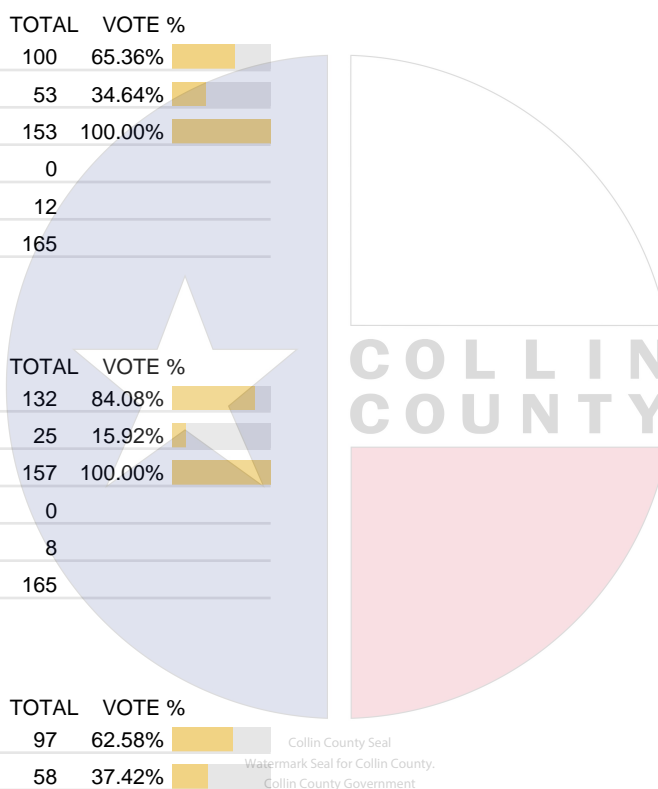
Vote For 1

	TOTAL	VOTE %	
FOR THE MEASURE	97	62.58%	<div><div></div></div>
AGAINST THE MEASURE	58	37.42%	<div><div></div></div>
Total Votes Cast	155	100.00%	<div><div></div></div>
Overvotes	0		
Undervotes	10		
Contest Totals	165		

### Proposition S – City of Wylie

Vote For 1

	TOTAL	VOTE %	
FOR THE MEASURE	94	64.38%	<div><div></div></div>
AGAINST THE MEASURE	52	35.62%	<div><div></div></div>
Total Votes Cast	146	100.00%	<div><div></div></div>
Overvotes	0		
Undervotes	19		
Contest Totals	165		



## PCT 056

### Proposition T – City of Wylie

Vote For 1

	TOTAL	VOTE %	
FOR THE MEASURE	25	16.34%	<div><div></div></div>
AGAINST THE MEASURE	128	83.66%	<div><div></div></div>
Total Votes Cast	153	100.00%	<div><div></div></div>
Overvotes	0		
Undervotes	12		
Contest Totals	165		

### Proposition U – City of Wylie

Vote For 1

	TOTAL	VOTE %	
FOR THE MEASURE	110	73.83%	<div><div></div></div>
AGAINST THE MEASURE	39	26.17%	<div><div></div></div>
Total Votes Cast	149	100.00%	<div><div></div></div>
Overvotes	0		
Undervotes	16		
Contest Totals	165		

### Proposition V – City of Wylie

Vote For 1

	TOTAL	VOTE %	
FOR THE MEASURE	81	52.94%	<div><div></div></div>
AGAINST THE MEASURE	72	47.06%	<div><div></div></div>
Total Votes Cast	153	100.00%	<div><div></div></div>
Overvotes	0		
Undervotes	12		
Contest Totals	165		

### Proposition W – City of Wylie

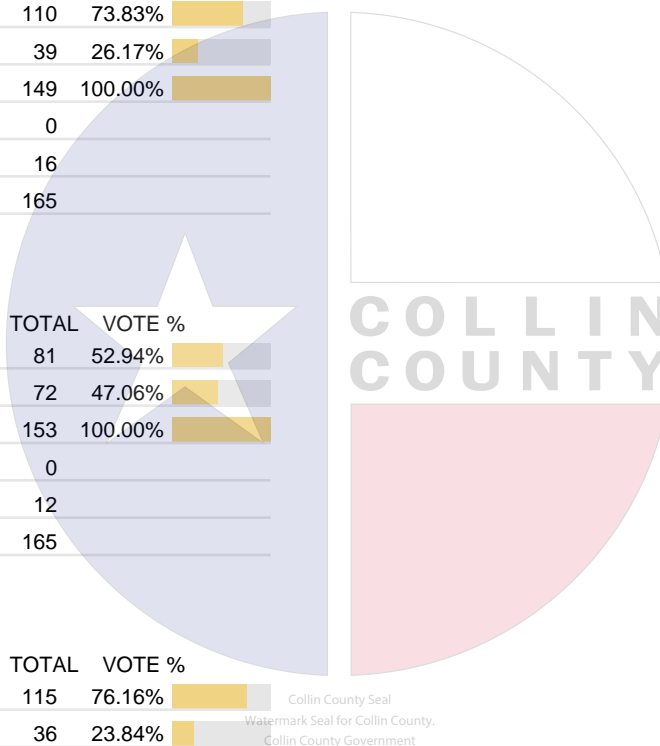
Vote For 1

	TOTAL	VOTE %	
FOR THE MEASURE	115	76.16%	<div><div></div></div>
AGAINST THE MEASURE	36	23.84%	<div><div></div></div>
Total Votes Cast	151	100.00%	<div><div></div></div>
Overvotes	0		
Undervotes	14		
Contest Totals	165		

### Proposition X – City of Wylie

Vote For 1

	TOTAL	VOTE %	
FOR THE MEASURE	113	75.84%	<div><div></div></div>
AGAINST THE MEASURE	36	24.16%	<div><div></div></div>
Total Votes Cast	149	100.00%	<div><div></div></div>
Overvotes	0		
Undervotes	16		
Contest Totals	165		



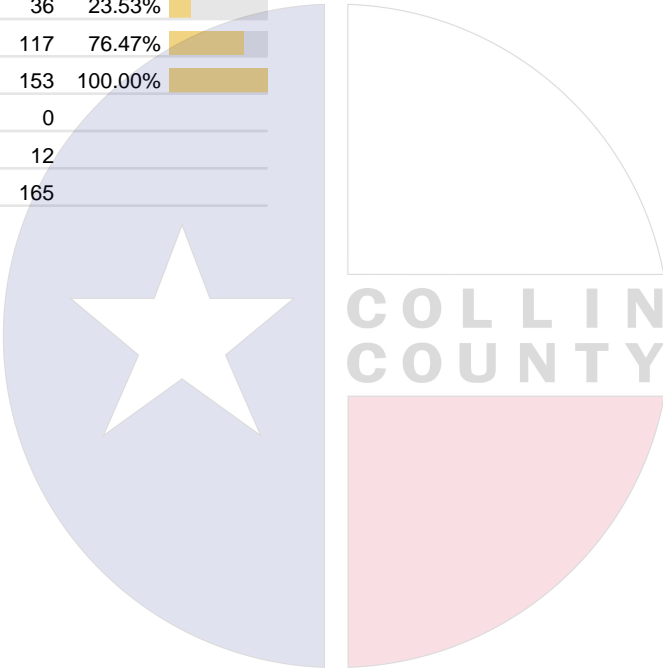
PCT 056

Proposition Y – City of Wylie  
Vote For 1

	TOTAL	VOTE %	
FOR THE MEASURE	102	69.39%	<div><div></div></div>
AGAINST THE MEASURE	45	30.61%	<div><div></div></div>
Total Votes Cast	147	100.00%	<div><div></div></div>
Overvotes	0		
Undervotes	18		
Contest Totals	165		

Proposition Z – City of Wylie  
Vote For 1

	TOTAL	VOTE %	
FOR THE MEASURE	36	23.53%	<div><div></div></div>
AGAINST THE MEASURE	117	76.47%	<div><div></div></div>
Total Votes Cast	153	100.00%	<div><div></div></div>
Overvotes	0		
Undervotes	12		
Contest Totals	165		



Collin County Seal  
Watermark Seal for Collin County.  
Collin County Government

PCT 057

Statistics	TOTAL
Registered Voters - Total	5,126
Ballots Cast - Total	748
Voter Turnout - Total	14.59%

Trustee, Place 4 - Collin Co. Comm. College Dist.  
Vote For 1

	TOTAL	VOTE %	
Tamara Thomas	254	45.36%	<div><div></div></div>
Staci L. Weaver	306	54.64%	<div><div></div></div>
Total Votes Cast	560	100.00%	<div><div></div></div>
Overvotes	0		
Undervotes	188		
Contest Totals	748		

Trustee, Place 5 - Collin Co. Comm. College Dist.  
Vote For 1

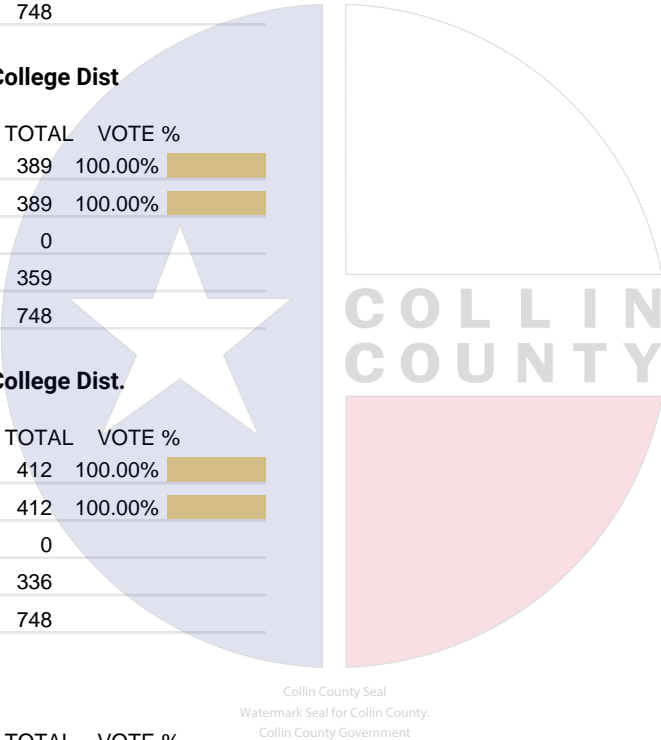
	TOTAL	VOTE %	
Raj Menon	389	100.00%	<div><div></div></div>
Total Votes Cast	389	100.00%	<div><div></div></div>
Overvotes	0		
Undervotes	359		
Contest Totals	748		

Trustee, Place 6 - Collin Co. Comm. College Dist.  
Vote For 1

	TOTAL	VOTE %	
Justin Adcock	412	100.00%	<div><div></div></div>
Total Votes Cast	412	100.00%	<div><div></div></div>
Overvotes	0		
Undervotes	336		
Contest Totals	748		

Mayor – City of McKinney  
Vote For 1

	TOTAL	VOTE %	
Matt “Doc” Rostami	46	6.21%	<div><div></div></div>
Taylor Willingham	36	4.86%	<div><div></div></div>
Bill Cox	349	47.10%	<div><div></div></div>
Scott Sanford	310	41.84%	<div><div></div></div>
Total Votes Cast	741	100.00%	<div><div></div></div>
Overvotes	0		
Undervotes	7		
Contest Totals	748		



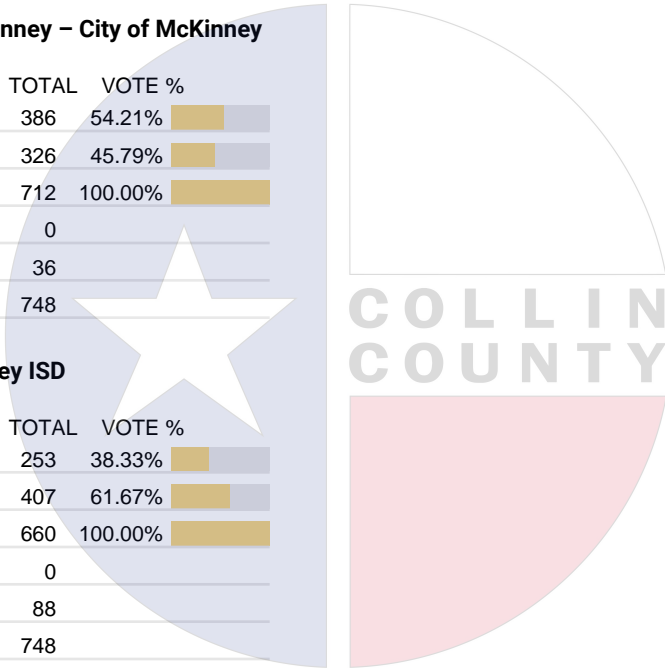
PCT 057

Council Member, At-Large No. 1 – City of McKinney		
Vote For 1		
	TOTAL	VOTE %
Brian J. Magnuson	99	15.30%
Derrick Tarver	120	18.55%
Ernest Lynch	191	29.52%
Taha Ansari	105	16.23%
Jim Garrison	132	20.40%
Total Votes Cast	647	100.00%
Overvotes	0	
Undervotes	101	
Contest Totals	748	

Council Member, District No. 3, McKinney – City of McKinney		
Vote For 1		
	TOTAL	VOTE %
Gere Feltus	386	54.21%
Tammy Warren	326	45.79%
Total Votes Cast	712	100.00%
Overvotes	0	
Undervotes	36	
Contest Totals	748	

Board of Trustees, Place 3 – McKinney ISD		
Vote For 1		
	TOTAL	VOTE %
Chad Green	253	38.33%
Corey Homer	407	61.67%
Total Votes Cast	660	100.00%
Overvotes	0	
Undervotes	88	
Contest Totals	748	

Board of Trustees, Place 7 – McKinney ISD		
Vote For 1		
	TOTAL	VOTE %
Harvey Oaxaca	481	100.00%
Total Votes Cast	481	100.00%
Overvotes	0	
Undervotes	267	
Contest Totals	748	



Collin County Seal  
Watermark Seal for Collin County,  
Collin County Government

PCT 058

Statistics	TOTAL
Registered Voters - Total	3,491
Ballots Cast - Total	302
Voter Turnout - Total	8.65%

Trustee, Place 4 - Collin Co. Comm. College Dist.  
Vote For 1

	TOTAL	VOTE %	
Tamara Thomas	126	48.09%	<div><div></div></div>
Staci L. Weaver	136	51.91%	<div><div></div></div>
Total Votes Cast	262	100.00%	<div><div></div></div>
Overvotes	0		
Undervotes	40		
Contest Totals	302		

Trustee, Place 5 - Collin Co. Comm. College Dist.  
Vote For 1


	TOTAL	VOTE %	
Raj Menon	161	100.00%	<div><div></div></div>
Total Votes Cast	161	100.00%	<div><div></div></div>
Overvotes	0		
Undervotes	141		
Contest Totals	302		

Trustee, Place 6 - Collin Co. Comm. College Dist.  
Vote For 1

	TOTAL	VOTE %	
Justin Adcock	133	100.00%	<div><div></div></div>
Total Votes Cast	133	100.00%	<div><div></div></div>
Overvotes	0		
Undervotes	169		
Contest Totals	302		

Councilmember, Place No. 2, District No. 2 – City of Plano  
Vote For 1

	TOTAL	VOTE %	
Bob Kehr	163	57.80%	<div><div></div></div>
Carson K. Underwood	56	19.86%	<div><div></div></div>
Douglas Reeves	63	22.34%	<div><div></div></div>
Total Votes Cast	282	100.00%	<div><div></div></div>
Overvotes	0		
Undervotes	20		
Contest Totals	302		





## PCT 058

### Councilmember, Place No. 4, District No. 4 – City of Plano

Vote For 1

	TOTAL	VOTE %	
Cody Weaver	131	46.45%	<div><div></div></div>
Christene “Chris” Krupa Downs	151	53.55%	<div><div></div></div>
Total Votes Cast	282	100.00%	<div><div></div></div>
Overvotes	0		
Undervotes	20		
Contest Totals	302		

### Councilmember, Place No. 6, Mayor – City of Plano

Vote For 1

	TOTAL	VOTE %	
John Muns	201	100.00%	<div><div></div></div>
Total Votes Cast	201	100.00%	<div><div></div></div>
Overvotes	0		
Undervotes	101		
Contest Totals	302		

### Councilmember, Place No. 8 – City of Plano

Vote For 1

	TOTAL	VOTE %	
Vidal Quintanilla	143	52.19%	<div><div></div></div>
Hayden Padgett	131	47.81%	<div><div></div></div>
Total Votes Cast	274	100.00%	<div><div></div></div>
Overvotes	0		
Undervotes	28		
Contest Totals	302		

### Councilmember, Place No. 5, Unexpired Term – City of Plano


Vote For 1

	TOTAL	VOTE %	
Gary Cary	124	44.60%	<div><div></div></div>
Steve Lavine	154	55.40%	<div><div></div></div>
Total Votes Cast	278	100.00%	<div><div></div></div>
Overvotes	0		
Undervotes	24		
Contest Totals	302		

### Proposition A – City of Plano

Vote For 1

	TOTAL	VOTE %	
For	197	66.78%	<div><div></div></div>
Against	98	33.22%	<div><div></div></div>
Total Votes Cast	295	100.00%	<div><div></div></div>
Overvotes	0		
Undervotes	7		
Contest Totals	302		



## PCT 058

### Proposition B – City of Plano

Vote For 1

	TOTAL	VOTE %	
For	161	54.76%	<div><div></div></div>
Against	133	45.24%	<div><div></div></div>
Total Votes Cast	294	100.00%	<div><div></div></div>
Overvotes	0		
Undervotes	8		
Contest Totals	302		

### Proposition C – City of Plano

Vote For 1

	TOTAL	VOTE %	
For	172	58.31%	<div><div></div></div>
Against	123	41.69%	<div><div></div></div>
Total Votes Cast	295	100.00%	<div><div></div></div>
Overvotes	0		
Undervotes	7		
Contest Totals	302		

### Proposition D – City of Plano

Vote For 1

	TOTAL	VOTE %	
For	176	61.32%	<div><div></div></div>
Against	111	38.68%	<div><div></div></div>
Total Votes Cast	287	100.00%	<div><div></div></div>
Overvotes	0		
Undervotes	15		
Contest Totals	302		

### Proposition E – City of Plano

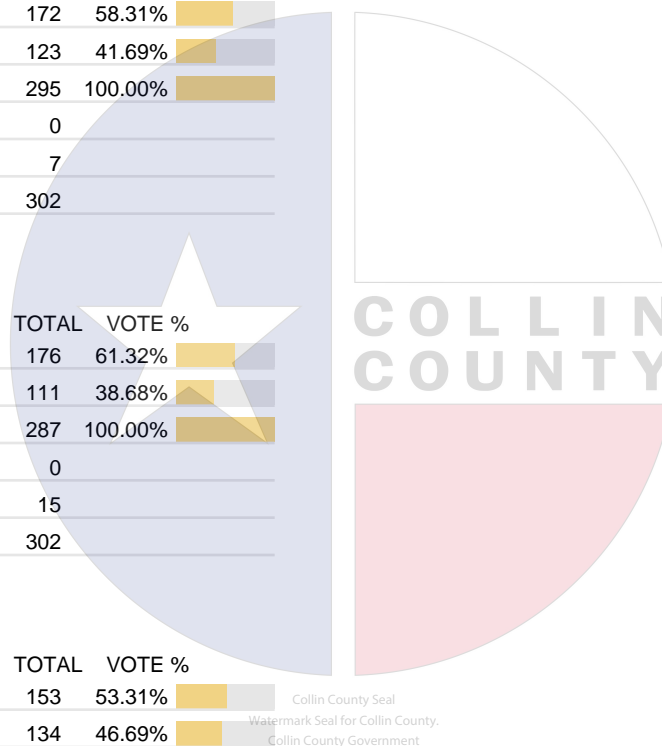
Vote For 1

	TOTAL	VOTE %	
For	153	53.31%	<div><div></div></div>
Against	134	46.69%	<div><div></div></div>
Total Votes Cast	287	100.00%	<div><div></div></div>
Overvotes	0		
Undervotes	15		
Contest Totals	302		

### Proposition F – City of Plano

Vote For 1

	TOTAL	VOTE %	
For	192	65.98%	<div><div></div></div>
Against	99	34.02%	<div><div></div></div>
Total Votes Cast	291	100.00%	<div><div></div></div>
Overvotes	0		
Undervotes	11		
Contest Totals	302		



## PCT 058

### Proposition G – City of Plano

Vote For 1

	TOTAL	VOTE %	
For	203	69.28%	<div><div></div></div>
Against	90	30.72%	<div><div></div></div>
Total Votes Cast	293	100.00%	<div><div></div></div>
Overvotes	0		
Undervotes	9		
Contest Totals	302		

### Trustee, Place 1 – Plano ISD

Vote For 1

	TOTAL	VOTE %	
Lauren Tyra	170	100.00%	<div><div></div></div>
Total Votes Cast	170	100.00%	<div><div></div></div>
Overvotes	0		
Undervotes	132		
Contest Totals	302		

### Trustee, Place 2 – Plano ISD

Vote For 1

	TOTAL	VOTE %	
Sam Johnson	214	89.17%	<div><div></div></div>
Xiomar Pierre	26	10.83%	<div><div></div></div>
Total Votes Cast	240	100.00%	<div><div></div></div>
Overvotes	0		
Undervotes	62		
Contest Totals	302		

### Trustee, Place 3 – Plano ISD

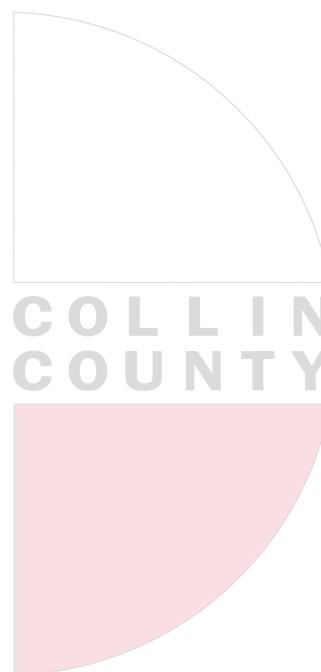
Vote For 1

	TOTAL	VOTE %	
Nancy C. Humphrey	173	70.61%	<div><div></div></div>
Harper Weaver	72	29.39%	<div><div></div></div>
Total Votes Cast	245	100.00%	<div><div></div></div>
Overvotes	0		
Undervotes	57		
Contest Totals	302		

### Trustee, Place 6 – Plano ISD

Vote For 1

	TOTAL	VOTE %	
Andrew Rettke	35	14.00%	<div><div></div></div>
Elisa Klein	134	53.60%	<div><div></div></div>
Dash Weerasinghe	81	32.40%	<div><div></div></div>
Total Votes Cast	250	100.00%	<div><div></div></div>
Overvotes	0		
Undervotes	52		
Contest Totals	302		



Collin County Seal  
Watermark Seal for Collin County.  
Collin County Government

PCT 059

Statistics	TOTAL
Registered Voters - Total	3,908
Ballots Cast - Total	193
Voter Turnout - Total	4.94%

Trustee, Place 4 - Collin Co. Comm. College Dist.  
Vote For 1

	TOTAL	VOTE %
Tamara Thomas	65	35.52%
Staci L. Weaver	118	64.48%
Total Votes Cast	183	100.00%
Overvotes	0	
Undervotes	10	
Contest Totals	193	

Trustee, Place 5 - Collin Co. Comm. College Dist  
Vote For 1

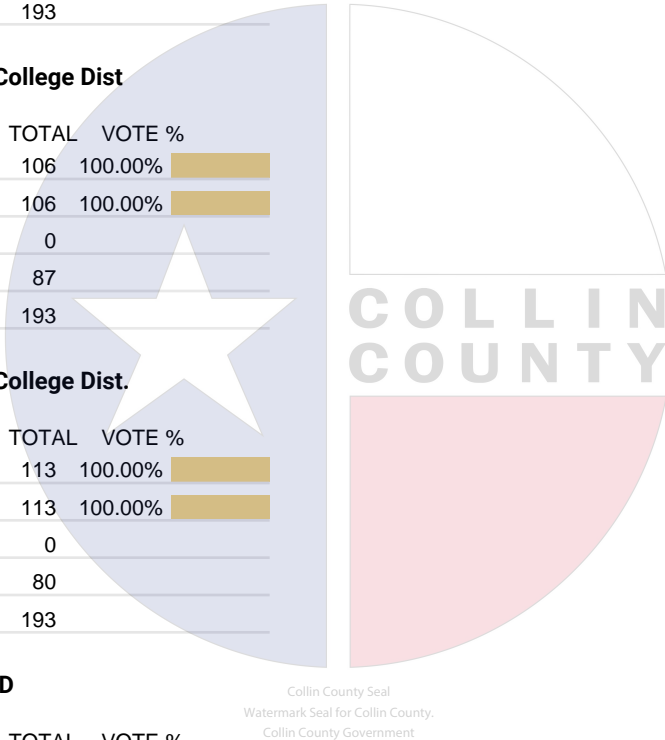
	TOTAL	VOTE %
Raj Menon	106	100.00%
Total Votes Cast	106	100.00%
Overvotes	0	
Undervotes	87	
Contest Totals	193	

Trustee, Place 6 - Collin Co. Comm. College Dist.  
Vote For 1

	TOTAL	VOTE %
Justin Adcock	113	100.00%
Total Votes Cast	113	100.00%
Overvotes	0	
Undervotes	80	
Contest Totals	193	

Board of Trustees, Place 4 – Allen ISD  
Vote For 1


	TOTAL	VOTE %
Rosalind Lewis	85	44.97%
Becca Kinnear	104	55.03%
Total Votes Cast	189	100.00%
Overvotes	0	
Undervotes	4	
Contest Totals	193	



PCT 059

Board of Trustees, Place 5 – Allen ISD  
Vote For 1

	TOTAL	VOTE %	
Kit McKee	88	47.31%	<div><div></div></div>
Amanda Campbell	98	52.69%	<div><div></div></div>
Total Votes Cast	186	100.00%	<div><div></div></div>
Overvotes	0		
Undervotes	7		
Contest Totals	193		



Collin County Seal  
Watermark Seal for Collin County.  
Collin County Government

PCT 060

Statistics	TOTAL
Registered Voters - Total	3,280
Ballots Cast - Total	434
Voter Turnout - Total	13.23%

Trustee, Place 4 - Collin Co. Comm. College Dist.  
Vote For 1

	TOTAL	VOTE %
Tamara Thomas	107	34.52%
Staci L. Weaver	203	65.48%
Total Votes Cast	310	100.00%
Overvotes	0	
Undervotes	124	
Contest Totals	434	

Trustee, Place 5 - Collin Co. Comm. College Dist  
Vote For 1

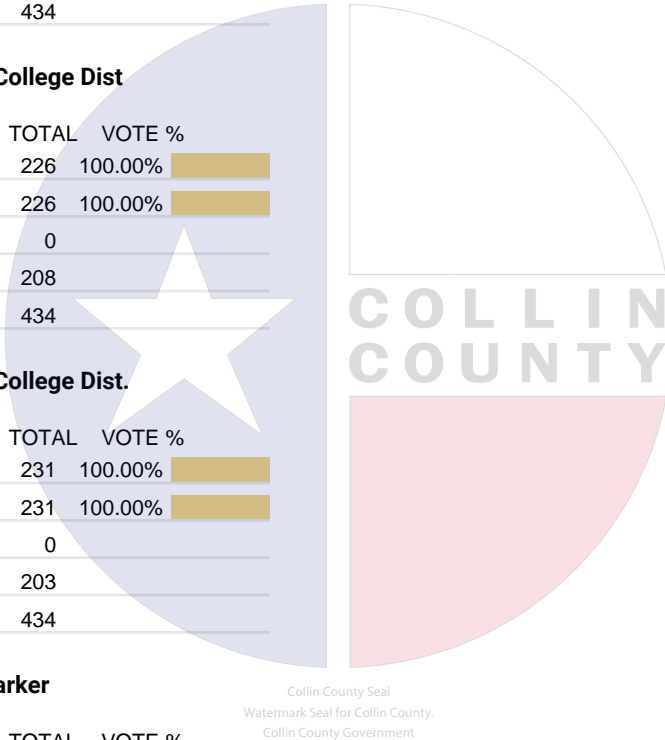
	TOTAL	VOTE %
Raj Menon	226	100.00%
Total Votes Cast	226	100.00%
Overvotes	0	
Undervotes	208	
Contest Totals	434	

Trustee, Place 6 - Collin Co. Comm. College Dist.  
Vote For 1

	TOTAL	VOTE %
Justin Adcock	231	100.00%
Total Votes Cast	231	100.00%
Overvotes	0	
Undervotes	203	
Contest Totals	434	

Councilmember At-Large – City of Parker  
Vote For 3

	TOTAL	VOTE %
Colleen Halbert	201	16.98%
Darrel Sharpe	202	17.06%
Joe Cordina	176	14.86%
Amanda Noe	229	19.34%
Todd Fecht	171	14.44%
Roxanne Bogdan	205	17.31%
Total Votes Cast	1,184	100.00%
Overvotes	0	
Undervotes	118	
Contest Totals	1,302	



## PCT 060

### Board of Trustees, Place 4 – Allen ISD

Vote For 1

	TOTAL	VOTE %	
Rosalind Lewis	45	40.91%	<div><div></div></div>
Becca Kinnear	65	59.09%	<div><div></div></div>
Total Votes Cast	110	100.00%	<div><div></div></div>
Overvotes	0		
Undervotes	46		
Contest Totals	156		

### Board of Trustees, Place 5 – Allen ISD

Vote For 1

	TOTAL	VOTE %	
Kit McKee	37	33.64%	<div><div></div></div>
Amanda Campbell	73	66.36%	<div><div></div></div>
Total Votes Cast	110	100.00%	<div><div></div></div>
Overvotes	0		
Undervotes	46		
Contest Totals	156		

### Trustee, Place 1 – Plano ISD

Vote For 1

	TOTAL	VOTE %	
Lauren Tyra	155	100.00%	<div><div></div></div>
Total Votes Cast	155	100.00%	<div><div></div></div>
Overvotes	0		
Undervotes	123		
Contest Totals	278		

### Trustee, Place 2 – Plano ISD

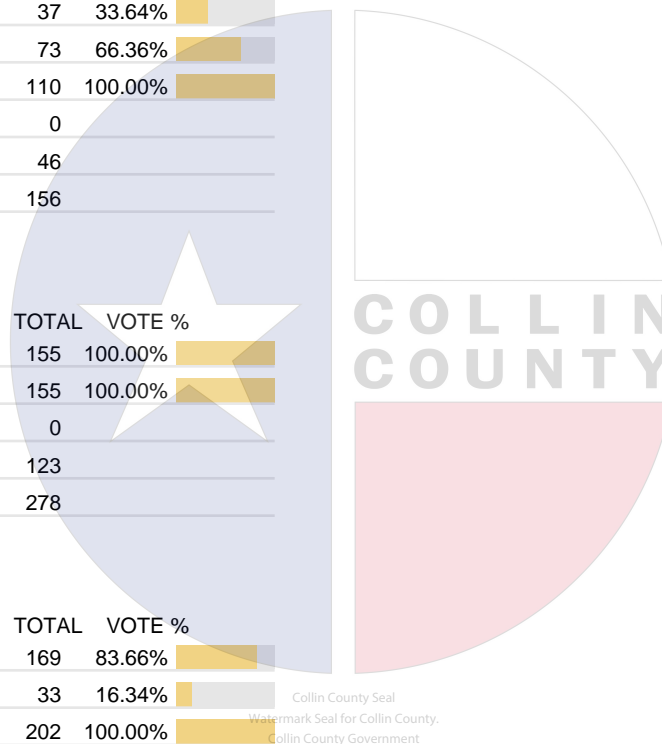
Vote For 1

	TOTAL	VOTE %	
Sam Johnson	169	83.66%	<div><div></div></div>
Xiomar Pierre	33	16.34%	<div><div></div></div>
Total Votes Cast	202	100.00%	<div><div></div></div>
Overvotes	0		
Undervotes	76		
Contest Totals	278		

### Trustee, Place 3 – Plano ISD

Vote For 1


	TOTAL	VOTE %	
Nancy C. Humphrey	123	65.08%	<div><div></div></div>
Harper Weaver	66	34.92%	<div><div></div></div>
Total Votes Cast	189	100.00%	<div><div></div></div>
Overvotes	0		
Undervotes	89		
Contest Totals	278		



PCT 060

Trustee, Place 6 – Plano ISD  
Vote For 1

	TOTAL	VOTE %	
Andrew Rettke	50	27.03%	<div><div></div></div>
Elisa Klein	86	46.49%	<div><div></div></div>
Dash Weerasinghe	49	26.49%	<div><div></div></div>
Total Votes Cast	185	100.00%	<div><div></div></div>
Overvotes	0		
Undervotes	93		
Contest Totals	278		



Collin County Seal  
Watermark Seal for Collin County.  
Collin County Government



PCT 061

Statistics	TOTAL
Registered Voters - Total	1,651
Ballots Cast - Total	291
Voter Turnout - Total	17.63%

Trustee, Place 4 - Collin Co. Comm. College Dist.  
Vote For 1

	TOTAL	VOTE %
Tamara Thomas	99	39.92%
Staci L. Weaver	149	60.08%
Total Votes Cast	248	100.00%
Overvotes	0	
Undervotes	43	
Contest Totals	291	

Trustee, Place 5 - Collin Co. Comm. College Dist.  
Vote For 1

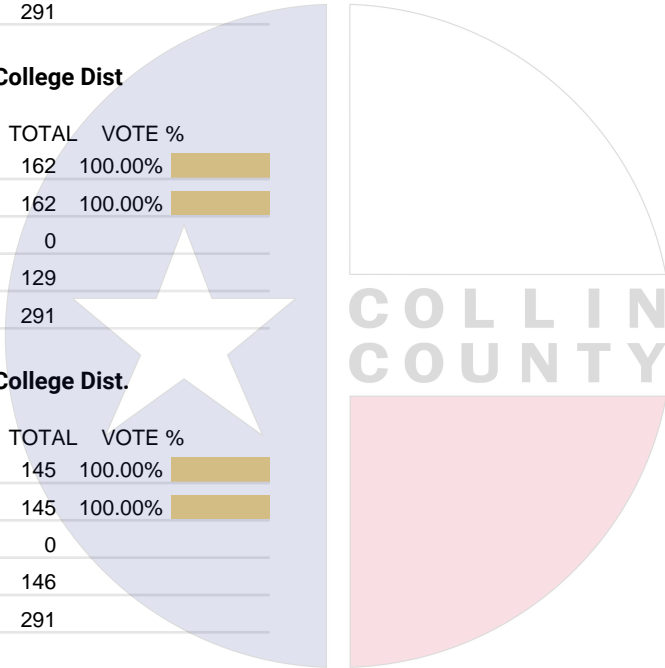
	TOTAL	VOTE %
Raj Menon	162	100.00%
Total Votes Cast	162	100.00%
Overvotes	0	
Undervotes	129	
Contest Totals	291	

Trustee, Place 6 - Collin Co. Comm. College Dist.  
Vote For 1

	TOTAL	VOTE %
Justin Adcock	145	100.00%
Total Votes Cast	145	100.00%
Overvotes	0	
Undervotes	146	
Contest Totals	291	

Councilmember, Place No. 2, District No. 2 – City of Plano  
Vote For 1

	TOTAL	VOTE %
Bob Kehr	125	47.17%
Carson K. Underwood	74	27.92%
Douglas Reeves	66	24.91%
Total Votes Cast	265	100.00%
Overvotes	0	
Undervotes	26	
Contest Totals	291	



Collin County Seal  
Watermark Seal for Collin County,  
Collin County Government

## PCT 061

### Councilmember, Place No. 4, District No. 4 – City of Plano

Vote For 1

	TOTAL	VOTE %	
Cody Weaver	154	57.04%	<div><div></div></div>
Christene “Chris” Krupa Downs	116	42.96%	<div><div></div></div>
Total Votes Cast	270	100.00%	<div><div></div></div>
Overvotes	0		
Undervotes	21		
Contest Totals	291		

### Councilmember, Place No. 6, Mayor – City of Plano

Vote For 1

	TOTAL	VOTE %	
John Muns	187	100.00%	<div><div></div></div>
Total Votes Cast	187	100.00%	<div><div></div></div>
Overvotes	0		
Undervotes	104		
Contest Totals	291		

### Councilmember, Place No. 8 – City of Plano

Vote For 1

	TOTAL	VOTE %	
Vidal Quintanilla	114	43.18%	<div><div></div></div>
Hayden Padgett	150	56.82%	<div><div></div></div>
Total Votes Cast	264	100.00%	<div><div></div></div>
Overvotes	0		
Undervotes	27		
Contest Totals	291		

### Councilmember, Place No. 5, Unexpired Term – City of Plano

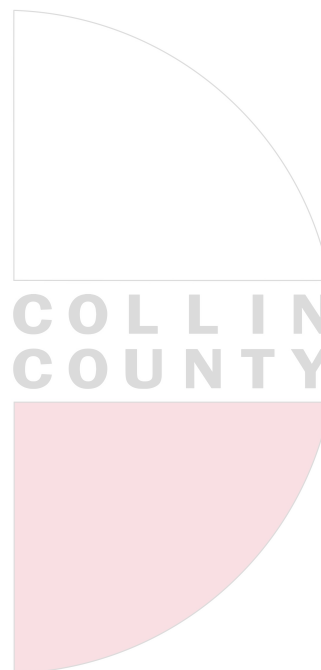
Vote For 1

	TOTAL	VOTE %	
Gary Cary	126	47.91%	<div><div></div></div>
Steve Lavine	137	52.09%	<div><div></div></div>
Total Votes Cast	263	100.00%	<div><div></div></div>
Overvotes	0		
Undervotes	28		
Contest Totals	291		

### Proposition A – City of Plano

Vote For 1

	TOTAL	VOTE %	
For	205	74.28%	<div><div></div></div>
Against	71	25.72%	<div><div></div></div>
Total Votes Cast	276	100.00%	<div><div></div></div>
Overvotes	0		
Undervotes	15		
Contest Totals	291		



## PCT 061

### Proposition B – City of Plano

Vote For 1

	TOTAL	VOTE %	
For	163	59.06%	<div><div></div></div>
Against	113	40.94%	<div><div></div></div>
Total Votes Cast	276	100.00%	<div><div></div></div>
Overvotes	0		
Undervotes	15		
Contest Totals	291		

### Proposition C – City of Plano

Vote For 1

	TOTAL	VOTE %	
For	164	59.21%	<div><div></div></div>
Against	113	40.79%	<div><div></div></div>
Total Votes Cast	277	100.00%	<div><div></div></div>
Overvotes	0		
Undervotes	14		
Contest Totals	291		

### Proposition D – City of Plano

Vote For 1

	TOTAL	VOTE %	
For	156	57.99%	<div><div></div></div>
Against	113	42.01%	<div><div></div></div>
Total Votes Cast	269	100.00%	<div><div></div></div>
Overvotes	0		
Undervotes	22		
Contest Totals	291		

### Proposition E – City of Plano

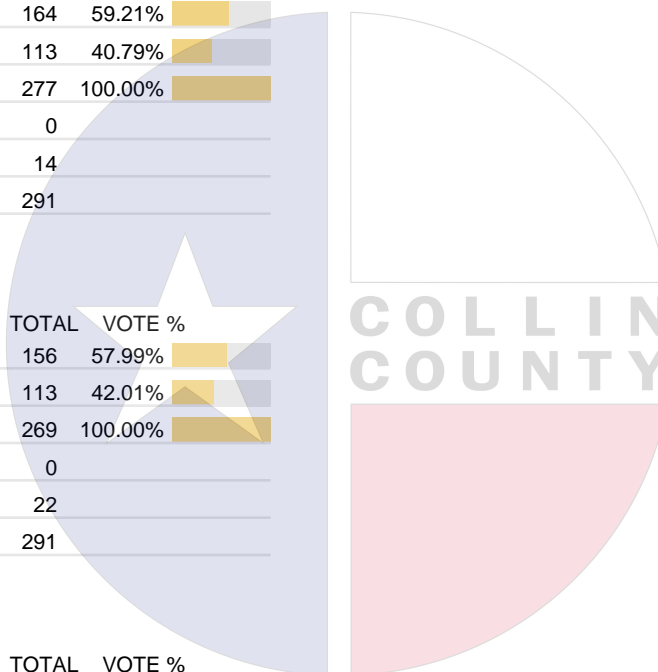
Vote For 1

	TOTAL	VOTE %	
For	145	54.51%	<div><div></div></div>
Against	121	45.49%	<div><div></div></div>
Total Votes Cast	266	100.00%	<div><div></div></div>
Overvotes	0		
Undervotes	25		
Contest Totals	291		

### Proposition F – City of Plano

Vote For 1

	TOTAL	VOTE %	
For	151	56.13%	<div><div></div></div>
Against	118	43.87%	<div><div></div></div>
Total Votes Cast	269	100.00%	<div><div></div></div>
Overvotes	0		
Undervotes	22		
Contest Totals	291		



Collin County Seal  
Watermark Seal for Collin County.  
Collin County Government

## PCT 061

### Proposition G – City of Plano

Vote For 1

	TOTAL	VOTE %	
For	178	65.44%	<div><div></div></div>
Against	94	34.56%	<div><div></div></div>
Total Votes Cast	272	100.00%	<div><div></div></div>
Overvotes	0		
Undervotes	19		
Contest Totals	291		

### Trustee, Place 1 – Plano ISD

Vote For 1

	TOTAL	VOTE %	
Lauren Tyra	170	100.00%	<div><div></div></div>
Total Votes Cast	170	100.00%	<div><div></div></div>
Overvotes	0		
Undervotes	121		
Contest Totals	291		

### Trustee, Place 2 – Plano ISD

Vote For 1

	TOTAL	VOTE %	
Sam Johnson	201	89.33%	<div><div></div></div>
Xiomar Pierre	24	10.67%	<div><div></div></div>
Total Votes Cast	225	100.00%	<div><div></div></div>
Overvotes	0		
Undervotes	66		
Contest Totals	291		

### Trustee, Place 3 – Plano ISD

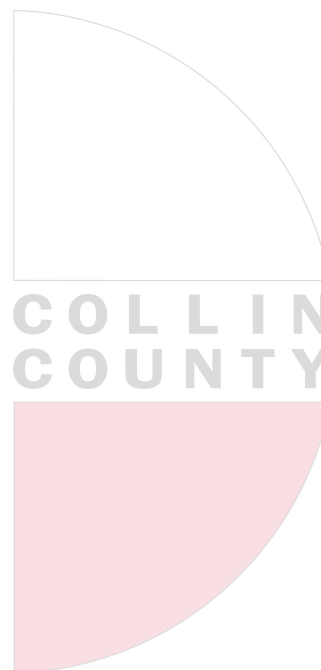
Vote For 1

	TOTAL	VOTE %	
Nancy C. Humphrey	154	61.60%	<div><div></div></div>
Harper Weaver	96	38.40%	<div><div></div></div>
Total Votes Cast	250	100.00%	<div><div></div></div>
Overvotes	0		
Undervotes	41		
Contest Totals	291		

### Trustee, Place 6 – Plano ISD

Vote For 1

	TOTAL	VOTE %	
Andrew Rettke	30	11.76%	<div><div></div></div>
Elisa Klein	125	49.02%	<div><div></div></div>
Dash Weerasinghe	100	39.22%	<div><div></div></div>
Total Votes Cast	255	100.00%	<div><div></div></div>
Overvotes	0		
Undervotes	36		
Contest Totals	291		



Collin County Seal  
Watermark Seal for Collin County.  
Collin County Government

PCT 062

Statistics	TOTAL
Registered Voters - Total	2,495
Ballots Cast - Total	337
Voter Turnout - Total	13.51%

Trustee, Place 4 - Collin Co. Comm. College Dist.  
Vote For 1

	TOTAL	VOTE %	
Tamara Thomas	161	52.27%	<div><div></div></div>
Staci L. Weaver	147	47.73%	<div><div></div></div>
Total Votes Cast	308	100.00%	<div><div></div></div>
Overvotes	0		
Undervotes	29		
Contest Totals	337		

Trustee, Place 5 - Collin Co. Comm. College Dist.  
Vote For 1

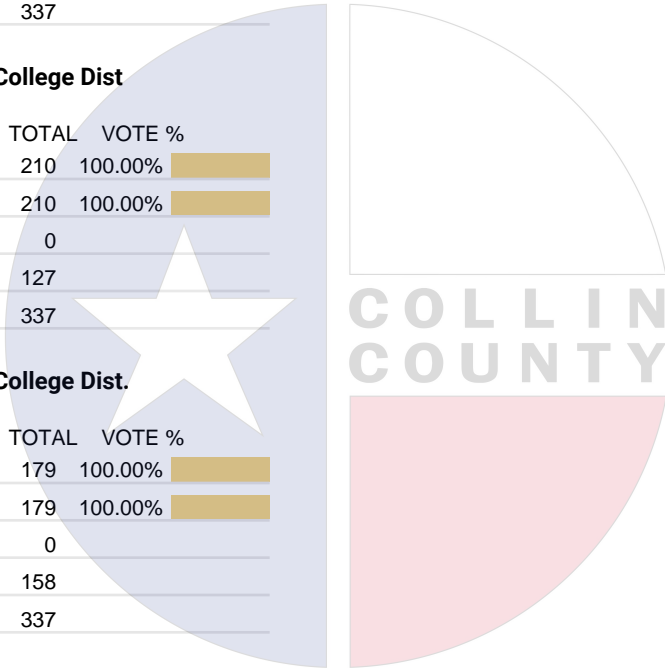
	TOTAL	VOTE %	
Raj Menon	210	100.00%	<div><div></div></div>
Total Votes Cast	210	100.00%	<div><div></div></div>
Overvotes	0		
Undervotes	127		
Contest Totals	337		

Trustee, Place 6 - Collin Co. Comm. College Dist.  
Vote For 1

	TOTAL	VOTE %	
Justin Adcock	179	100.00%	<div><div></div></div>
Total Votes Cast	179	100.00%	<div><div></div></div>
Overvotes	0		
Undervotes	158		
Contest Totals	337		

Councilmember, Place No. 2, District No. 2 – City of Plano  
Vote For 1

	TOTAL	VOTE %	
Bob Kehr	191	60.44%	<div><div></div></div>
Carson K. Underwood	67	21.20%	<div><div></div></div>
Douglas Reeves	58	18.35%	<div><div></div></div>
Total Votes Cast	316	100.00%	<div><div></div></div>
Overvotes	0		
Undervotes	21		
Contest Totals	337		



Collin County Seal  
Watermark Seal for Collin County,  
Collin County Government

## PCT 062

### Councilmember, Place No. 4, District No. 4 – City of Plano

Vote For 1

	TOTAL	VOTE %	
Cody Weaver	128	40.25%	<div><div></div></div>
Christene “Chris” Krupa Downs	190	59.75%	<div><div></div></div>
Total Votes Cast	318	100.00%	<div><div></div></div>
Overvotes	0		
Undervotes	19		
Contest Totals	337		

### Councilmember, Place No. 6, Mayor – City of Plano

Vote For 1

	TOTAL	VOTE %	
John Muns	248	100.00%	<div><div></div></div>
Total Votes Cast	248	100.00%	<div><div></div></div>
Overvotes	0		
Undervotes	89		
Contest Totals	337		

### Councilmember, Place No. 8 – City of Plano

Vote For 1

	TOTAL	VOTE %	
Vidal Quintanilla	200	61.73%	<div><div></div></div>
Hayden Padgett	124	38.27%	<div><div></div></div>
Total Votes Cast	324	100.00%	<div><div></div></div>
Overvotes	0		
Undervotes	13		
Contest Totals	337		

### Councilmember, Place No. 5, Unexpired Term – City of Plano

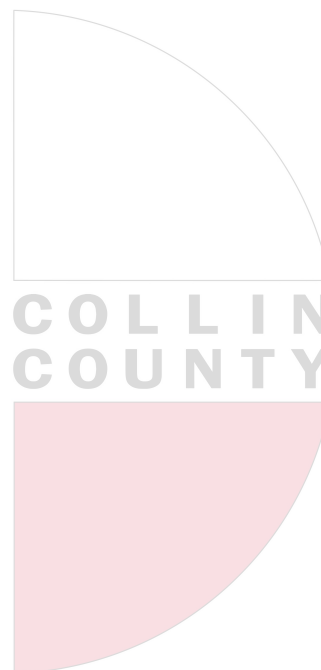
Vote For 1

	TOTAL	VOTE %	
Gary Cary	106	34.42%	<div><div></div></div>
Steve Lavine	202	65.58%	<div><div></div></div>
Total Votes Cast	308	100.00%	<div><div></div></div>
Overvotes	0		
Undervotes	29		
Contest Totals	337		

### Proposition A – City of Plano

Vote For 1

	TOTAL	VOTE %	
For	253	76.67%	<div><div></div></div>
Against	77	23.33%	<div><div></div></div>
Total Votes Cast	330	100.00%	<div><div></div></div>
Overvotes	0		
Undervotes	7		
Contest Totals	337		



## PCT 062

### Proposition B – City of Plano

Vote For 1

	TOTAL	VOTE %	
For	196	59.21%	<div><div></div></div>
Against	135	40.79%	<div><div></div></div>
Total Votes Cast	331	100.00%	<div><div></div></div>
Overvotes	0		
Undervotes	6		
Contest Totals	337		

### Proposition C – City of Plano

Vote For 1

	TOTAL	VOTE %	
For	198	60.74%	<div><div></div></div>
Against	128	39.26%	<div><div></div></div>
Total Votes Cast	326	100.00%	<div><div></div></div>
Overvotes	0		
Undervotes	11		
Contest Totals	337		

### Proposition D – City of Plano

Vote For 1

	TOTAL	VOTE %	
For	215	65.75%	<div><div></div></div>
Against	112	34.25%	<div><div></div></div>
Total Votes Cast	327	100.00%	<div><div></div></div>
Overvotes	0		
Undervotes	10		
Contest Totals	337		

### Proposition E – City of Plano

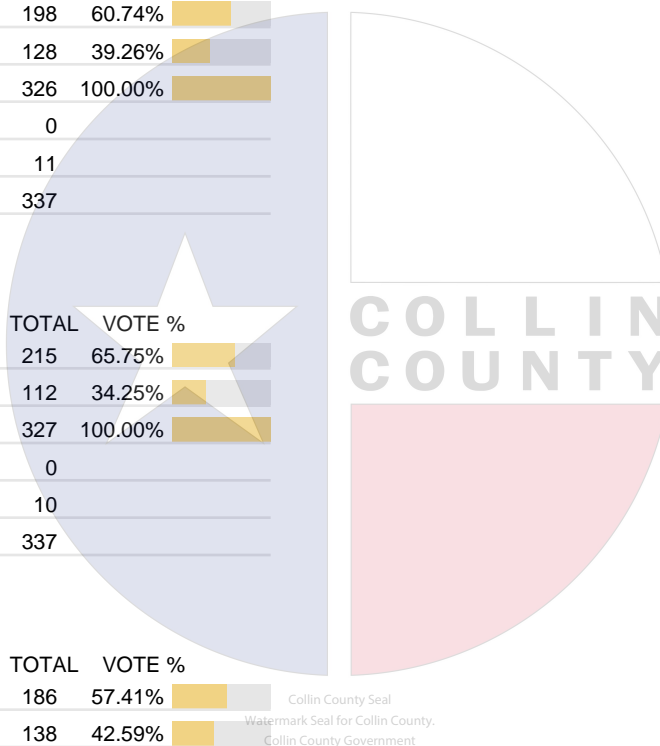
Vote For 1

	TOTAL	VOTE %	
For	186	57.41%	<div><div></div></div>
Against	138	42.59%	<div><div></div></div>
Total Votes Cast	324	100.00%	<div><div></div></div>
Overvotes	0		
Undervotes	13		
Contest Totals	337		

### Proposition F – City of Plano

Vote For 1

	TOTAL	VOTE %	
For	254	77.20%	<div><div></div></div>
Against	75	22.80%	<div><div></div></div>
Total Votes Cast	329	100.00%	<div><div></div></div>
Overvotes	0		
Undervotes	8		
Contest Totals	337		



Precinct Results Report  
Joint General and Special Elections  
May 3, 2025

FINAL RESULTS  
All Races  
Collin County

## PCT 062

### Proposition G – City of Plano

Vote For 1

	TOTAL	VOTE %	
For	262	80.12%	<div><div></div></div>
Against	65	19.88%	<div><div></div></div>
Total Votes Cast	327	100.00%	<div><div></div></div>
Overvotes	0		
Undervotes	10		
Contest Totals	337		

### Trustee, Place 1 – Plano ISD

Vote For 1

	TOTAL	VOTE %	
Lauren Tyra	234	100.00%	<div><div></div></div>
Total Votes Cast	234	100.00%	<div><div></div></div>
Overvotes	0		
Undervotes	103		
Contest Totals	337		

### Trustee, Place 2 – Plano ISD

Vote For 1

	TOTAL	VOTE %	
Sam Johnson	254	88.81%	<div><div></div></div>
Xiomar Pierre	32	11.19%	<div><div></div></div>
Total Votes Cast	286	100.00%	<div><div></div></div>
Overvotes	0		
Undervotes	51		
Contest Totals	337		

### Trustee, Place 3 – Plano ISD


Vote For 1

	TOTAL	VOTE %	
Nancy C. Humphrey	213	72.45%	<div><div></div></div>
Harper Weaver	81	27.55%	<div><div></div></div>
Total Votes Cast	294	100.00%	<div><div></div></div>
Overvotes	0		
Undervotes	43		
Contest Totals	337		

### Trustee, Place 6 – Plano ISD

Vote For 1

	TOTAL	VOTE %	
Andrew Rettke	33	10.78%	<div><div></div></div>
Elisa Klein	182	59.48%	<div><div></div></div>
Dash Weerasinghe	91	29.74%	<div><div></div></div>
Total Votes Cast	306	100.00%	<div><div></div></div>
Overvotes	0		
Undervotes	31		
Contest Totals	337		



Collin County Seal  
Watermark Seal for Collin County.  
Collin County Government



PCT 063

Statistics	TOTAL
Registered Voters - Total	2,002
Ballots Cast - Total	383
Voter Turnout - Total	19.13%

Trustee, Place 4 - Collin Co. Comm. College Dist.  
Vote For 1

	TOTAL	VOTE %
Tamara Thomas	139	41.37%
Staci L. Weaver	197	58.63%
Total Votes Cast	336	100.00%
Overvotes	0	
Undervotes	47	
Contest Totals	383	

Trustee, Place 5 - Collin Co. Comm. College Dist.  
Vote For 1

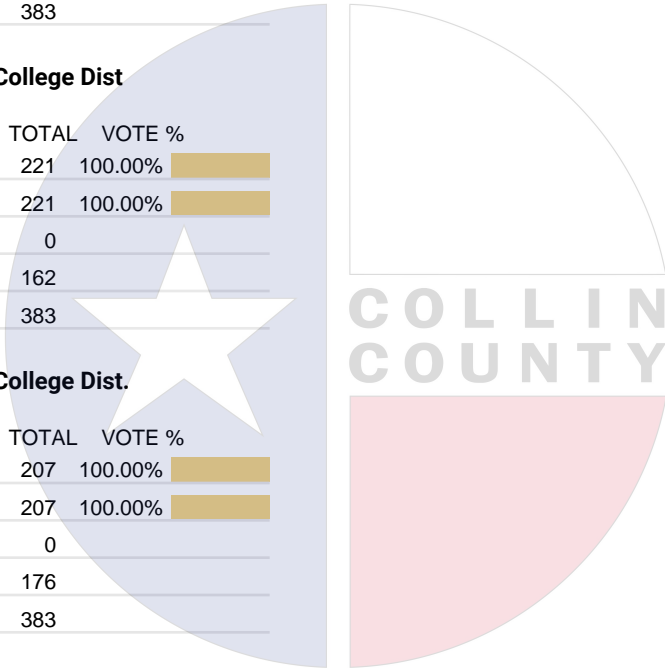
	TOTAL	VOTE %
Raj Menon	221	100.00%
Total Votes Cast	221	100.00%
Overvotes	0	
Undervotes	162	
Contest Totals	383	

Trustee, Place 6 - Collin Co. Comm. College Dist.  
Vote For 1

	TOTAL	VOTE %
Justin Adcock	207	100.00%
Total Votes Cast	207	100.00%
Overvotes	0	
Undervotes	176	
Contest Totals	383	

Councilmember, Place No. 2, District No. 2 – City of Plano  
Vote For 1

	TOTAL	VOTE %
Bob Kehr	201	54.77%
Carson K. Underwood	84	22.89%
Douglas Reeves	82	22.34%
Total Votes Cast	367	100.00%
Overvotes	0	
Undervotes	16	
Contest Totals	383	



Collin County Seal  
Watermark Seal for Collin County,  
Collin County Government

## PCT 063

### Councilmember, Place No. 4, District No. 4 – City of Plano

Vote For 1

	TOTAL	VOTE %	
Cody Weaver	184	50.41%	<div><div></div></div>
Christene “Chris” Krupa Downs	181	49.59%	<div><div></div></div>
Total Votes Cast	365	100.00%	<div><div></div></div>
Overvotes	0		
Undervotes	18		
Contest Totals	383		

### Councilmember, Place No. 6, Mayor – City of Plano

Vote For 1

	TOTAL	VOTE %	
John Muns	280	100.00%	<div><div></div></div>
Total Votes Cast	280	100.00%	<div><div></div></div>
Overvotes	0		
Undervotes	103		
Contest Totals	383		

### Councilmember, Place No. 8 – City of Plano

Vote For 1

	TOTAL	VOTE %	
Vidal Quintanilla	173	48.06%	<div><div></div></div>
Hayden Padgett	187	51.94%	<div><div></div></div>
Total Votes Cast	360	100.00%	<div><div></div></div>
Overvotes	0		
Undervotes	23		
Contest Totals	383		

### Councilmember, Place No. 5, Unexpired Term – City of Plano

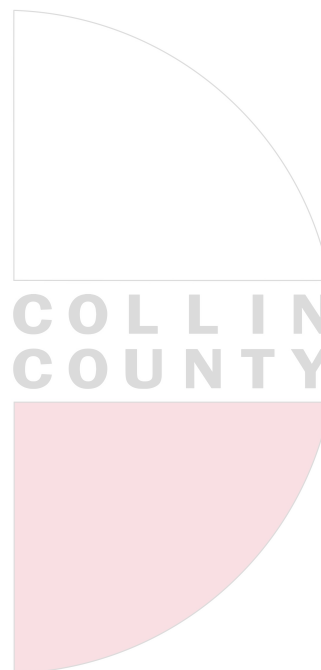
Vote For 1

	TOTAL	VOTE %	
Gary Cary	157	44.10%	<div><div></div></div>
Steve Lavine	199	55.90%	<div><div></div></div>
Total Votes Cast	356	100.00%	<div><div></div></div>
Overvotes	0		
Undervotes	27		
Contest Totals	383		

### Proposition A – City of Plano

Vote For 1




	TOTAL	VOTE %	
For	284	75.53%	<div><div></div></div>
Against	92	24.47%	<div><div></div></div>
Total Votes Cast	376	100.00%	<div><div></div></div>
Overvotes	0		
Undervotes	7		
Contest Totals	383		



## PCT 063




### Proposition B – City of Plano

Vote For 1

	TOTAL	VOTE %	
For	238	63.30%	
Against	138	36.70%	
Total Votes Cast	376	100.00%	
Overvotes	0		
Undervotes	7		
Contest Totals	383		




### Proposition C – City of Plano

Vote For 1

	TOTAL	VOTE %	
For	239	64.77%	
Against	130	35.23%	
Total Votes Cast	369	100.00%	
Overvotes	0		
Undervotes	14		
Contest Totals	383		




### Proposition D – City of Plano

Vote For 1

	TOTAL	VOTE %	
For	250	67.93%	
Against	118	32.07%	
Total Votes Cast	368	100.00%	
Overvotes	0		
Undervotes	15		
Contest Totals	383		




### Proposition E – City of Plano

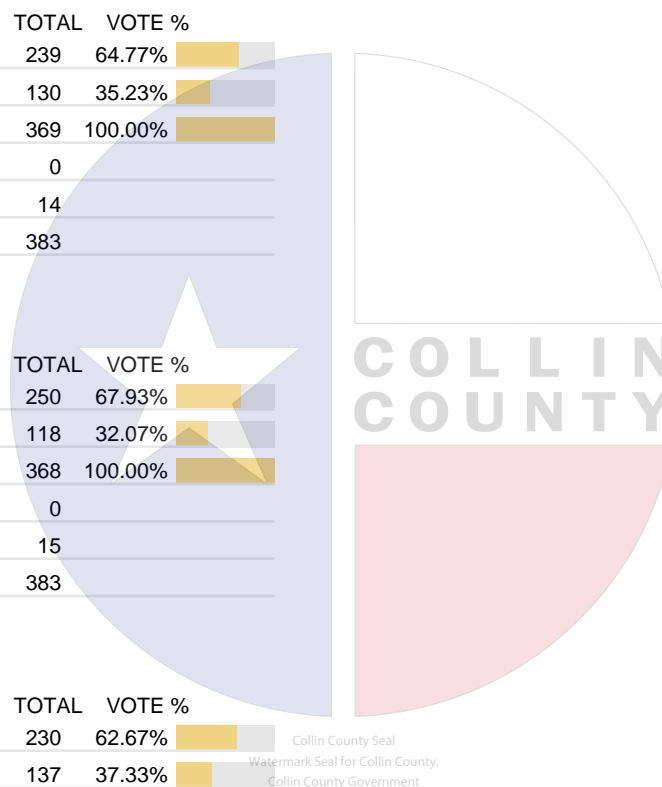
Vote For 1

	TOTAL	VOTE %	
For	230	62.67%	
Against	137	37.33%	
Total Votes Cast	367	100.00%	
Overvotes	0		
Undervotes	16		
Contest Totals	383		

### Proposition F – City of Plano

Vote For 1

	TOTAL	VOTE %	
For	281	75.74%	
Against	90	24.26%	
Total Votes Cast	371	100.00%	
Overvotes	0		
Undervotes	12		
Contest Totals	383		



PCT 063

Proposition G – City of Plano  
Vote For 1

	TOTAL	VOTE %	
For	279	75.20%	<div><div></div></div>
Against	92	24.80%	<div><div></div></div>
Total Votes Cast	371	100.00%	<div><div></div></div>
Overvotes	0		
Undervotes	12		
Contest Totals	383		

Trustee, Place 1 – Plano ISD  
Vote For 1

	TOTAL	VOTE %	
Lauren Tyra	246	100.00%	<div><div></div></div>
Total Votes Cast	246	100.00%	<div><div></div></div>
Overvotes	0		
Undervotes	137		
Contest Totals	383		

Trustee, Place 2 – Plano ISD  
Vote For 1

	TOTAL	VOTE %	
Sam Johnson	266	86.93%	<div><div></div></div>
Xiomar Pierre	40	13.07%	<div><div></div></div>
Total Votes Cast	306	100.00%	<div><div></div></div>
Overvotes	0		
Undervotes	77		
Contest Totals	383		

Trustee, Place 3 – Plano ISD  
Vote For 1

	TOTAL	VOTE %	
Nancy C. Humphrey	225	69.23%	<div><div></div></div>
Harper Weaver	100	30.77%	<div><div></div></div>
Total Votes Cast	325	100.00%	<div><div></div></div>
Overvotes	0		
Undervotes	58		
Contest Totals	383		

Trustee, Place 6 – Plano ISD  
Vote For 1

	TOTAL	VOTE %	
Andrew Rettke	38	11.21%	<div><div></div></div>
Elisa Klein	169	49.85%	<div><div></div></div>
Dash Weerasinghe	132	38.94%	<div><div></div></div>
Total Votes Cast	339	100.00%	<div><div></div></div>
Overvotes	0		
Undervotes	44		
Contest Totals	383		

PCT 064

Statistics	TOTAL
Registered Voters - Total	2,532
Ballots Cast - Total	364
Voter Turnout - Total	14.38%

Trustee, Place 4 - Collin Co. Comm. College Dist.  
Vote For 1

	TOTAL	VOTE %	
Tamara Thomas	158	49.22%	<div><div></div></div>
Staci L. Weaver	163	50.78%	<div><div></div></div>
Total Votes Cast	321	100.00%	<div><div></div></div>
Overvotes	0		
Undervotes	43		
Contest Totals	364		

Trustee, Place 5 - Collin Co. Comm. College Dist.  
Vote For 1

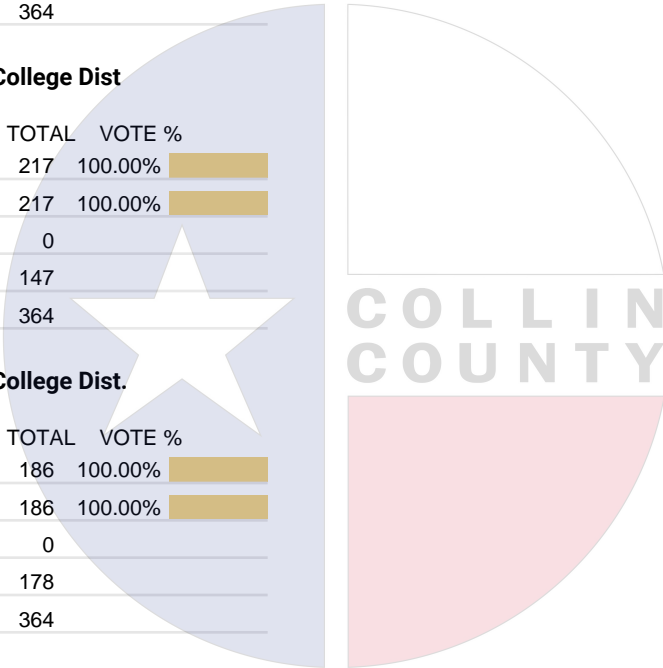
	TOTAL	VOTE %	
Raj Menon	217	100.00%	<div><div></div></div>
Total Votes Cast	217	100.00%	<div><div></div></div>
Overvotes	0		
Undervotes	147		
Contest Totals	364		

Trustee, Place 6 - Collin Co. Comm. College Dist.  
Vote For 1

	TOTAL	VOTE %	
Justin Adcock	186	100.00%	<div><div></div></div>
Total Votes Cast	186	100.00%	<div><div></div></div>
Overvotes	0		
Undervotes	178		
Contest Totals	364		

Councilmember, Place No. 2, District No. 2 – City of Plano  
Vote For 1

	TOTAL	VOTE %	
Bob Kehr	209	60.40%	<div><div></div></div>
Carson K. Underwood	57	16.47%	<div><div></div></div>
Douglas Reeves	80	23.12%	<div><div></div></div>
Total Votes Cast	346	100.00%	<div><div></div></div>
Overvotes	0		
Undervotes	18		
Contest Totals	364		



Collin County Seal  
Watermark Seal for Collin County,  
Collin County Government

## PCT 064

### Councilmember, Place No. 4, District No. 4 – City of Plano

Vote For 1

	TOTAL	VOTE %	
Cody Weaver	137	39.94%	<div><div></div></div>
Christene "Chris" Krupa Downs	206	60.06%	<div><div></div></div>
Total Votes Cast	343	100.00%	<div><div></div></div>
Overvotes	0		
Undervotes	21		
Contest Totals	364		

### Councilmember, Place No. 6, Mayor – City of Plano

Vote For 1

	TOTAL	VOTE %	
John Muns	270	100.00%	<div><div></div></div>
Total Votes Cast	270	100.00%	<div><div></div></div>
Overvotes	0		
Undervotes	94		
Contest Totals	364		

### Councilmember, Place No. 8 – City of Plano

Vote For 1

	TOTAL	VOTE %	
Vidal Quintanilla	199	58.88%	<div><div></div></div>
Hayden Padgett	139	41.12%	<div><div></div></div>
Total Votes Cast	338	100.00%	<div><div></div></div>
Overvotes	0		
Undervotes	26		
Contest Totals	364		

### Councilmember, Place No. 5, Unexpired Term – City of Plano

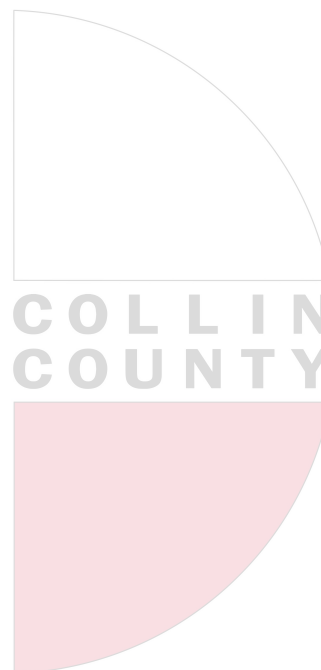
Vote For 1

	TOTAL	VOTE %	
Gary Cary	139	41.00%	<div><div></div></div>
Steve Lavine	200	59.00%	<div><div></div></div>
Total Votes Cast	339	100.00%	<div><div></div></div>
Overvotes	0		
Undervotes	25		
Contest Totals	364		

### Proposition A – City of Plano

Vote For 1




	TOTAL	VOTE %	
For	272	76.62%	<div><div></div></div>
Against	83	23.38%	<div><div></div></div>
Total Votes Cast	355	100.00%	<div><div></div></div>
Overvotes	0		
Undervotes	9		
Contest Totals	364		



## PCT 064




### Proposition B – City of Plano

Vote For 1

	TOTAL	VOTE %	
For	239	67.90%	
Against	113	32.10%	
Total Votes Cast	352	100.00%	
Overvotes	0		
Undervotes	12		
Contest Totals	364		




### Proposition C – City of Plano

Vote For 1

	TOTAL	VOTE %	
For	245	69.80%	
Against	106	30.20%	
Total Votes Cast	351	100.00%	
Overvotes	0		
Undervotes	13		
Contest Totals	364		




### Proposition D – City of Plano

Vote For 1

	TOTAL	VOTE %	
For	264	75.00%	
Against	88	25.00%	
Total Votes Cast	352	100.00%	
Overvotes	0		
Undervotes	12		
Contest Totals	364		




### Proposition E – City of Plano

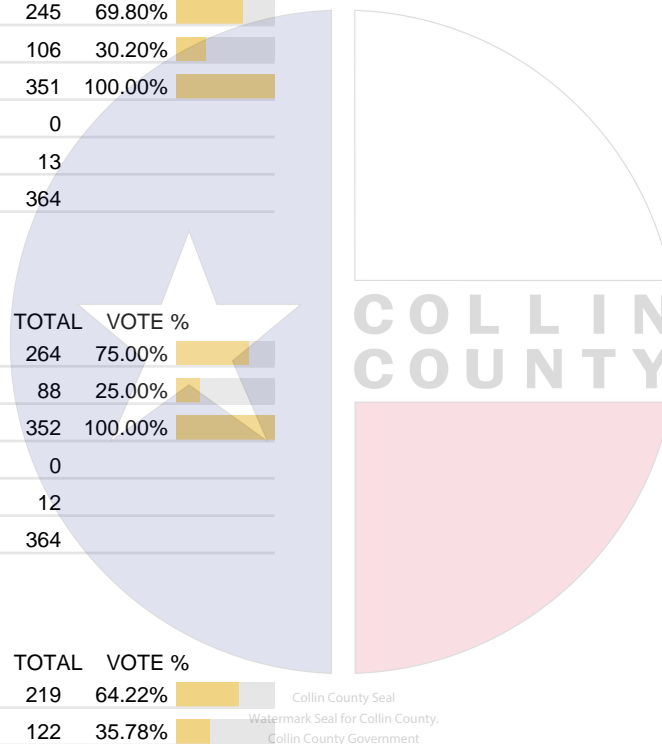
Vote For 1

	TOTAL	VOTE %	
For	219	64.22%	
Against	122	35.78%	
Total Votes Cast	341	100.00%	
Overvotes	0		
Undervotes	23		
Contest Totals	364		

### Proposition F – City of Plano

Vote For 1

	TOTAL	VOTE %	
For	294	83.05%	
Against	60	16.95%	
Total Votes Cast	354	100.00%	
Overvotes	0		
Undervotes	10		
Contest Totals	364		



## PCT 064

### Proposition G – City of Plano

Vote For 1

	TOTAL	VOTE %	
For	288	82.05%	<div><div></div></div>
Against	63	17.95%	<div><div></div></div>
Total Votes Cast	351	100.00%	<div><div></div></div>
Overvotes	0		
Undervotes	13		
Contest Totals	364		

### Trustee, Place 1 – Plano ISD

Vote For 1

	TOTAL	VOTE %	
Lauren Tyra	240	100.00%	<div><div></div></div>
Total Votes Cast	240	100.00%	<div><div></div></div>
Overvotes	0		
Undervotes	124		
Contest Totals	364		

### Trustee, Place 2 – Plano ISD

Vote For 1

	TOTAL	VOTE %	
Sam Johnson	262	83.97%	<div><div></div></div>
Xiomar Pierre	50	16.03%	<div><div></div></div>
Total Votes Cast	312	100.00%	<div><div></div></div>
Overvotes	0		
Undervotes	52		
Contest Totals	364		

### Trustee, Place 3 – Plano ISD


Vote For 1

	TOTAL	VOTE %	
Nancy C. Humphrey	220	71.43%	<div><div></div></div>
Harper Weaver	88	28.57%	<div><div></div></div>
Total Votes Cast	308	100.00%	<div><div></div></div>
Overvotes	0		
Undervotes	56		
Contest Totals	364		

### Trustee, Place 6 – Plano ISD

Vote For 1

	TOTAL	VOTE %	
Andrew Rettke	25	7.79%	<div><div></div></div>
Elisa Klein	190	59.19%	<div><div></div></div>
Dash Weerasinghe	106	33.02%	<div><div></div></div>
Total Votes Cast	321	100.00%	<div><div></div></div>
Overvotes	0		
Undervotes	43		
Contest Totals	364		





PCT 065

Statistics	TOTAL
Registered Voters - Total	1,195
Ballots Cast - Total	158
Voter Turnout - Total	13.22%

Trustee, Place 4 - Collin Co. Comm. College Dist.  
Vote For 1

	TOTAL	VOTE %	
Tamara Thomas	72	50.70%	<div><div></div></div>
Staci L. Weaver	70	49.30%	<div><div></div></div>
Total Votes Cast	142	100.00%	<div><div></div></div>
Overvotes	0		
Undervotes	16		
Contest Totals	158		

Trustee, Place 5 - Collin Co. Comm. College Dist.  
Vote For 1

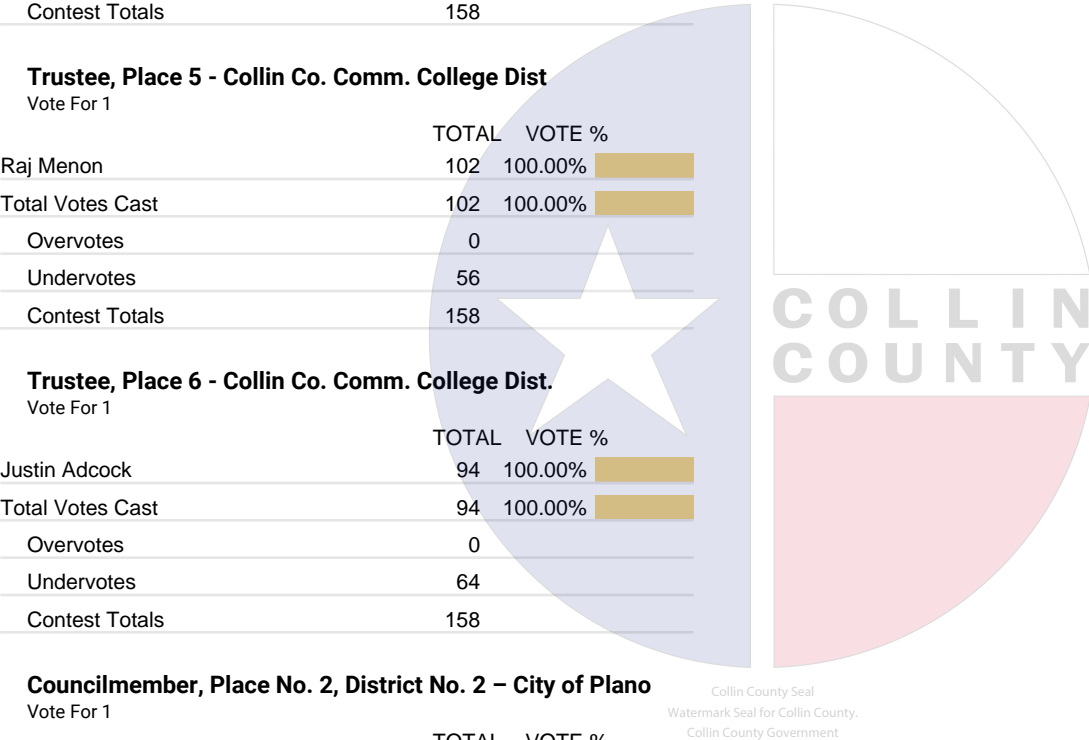
	TOTAL	VOTE %	
Raj Menon	102	100.00%	<div><div></div></div>
Total Votes Cast	102	100.00%	<div><div></div></div>
Overvotes	0		
Undervotes	56		
Contest Totals	158		

Trustee, Place 6 - Collin Co. Comm. College Dist.  
Vote For 1

	TOTAL	VOTE %	
Justin Adcock	94	100.00%	<div><div></div></div>
Total Votes Cast	94	100.00%	<div><div></div></div>
Overvotes	0		
Undervotes	64		
Contest Totals	158		

Councilmember, Place No. 2, District No. 2 – City of Plano  
Vote For 1

	TOTAL	VOTE %	
Bob Kehr	71	50.00%	<div><div></div></div>
Carson K. Underwood	25	17.61%	<div><div></div></div>
Douglas Reeves	46	32.39%	<div><div></div></div>
Total Votes Cast	142	100.00%	<div><div></div></div>
Overvotes	0		
Undervotes	16		
Contest Totals	158		



## PCT 065

### Councilmember, Place No. 4, District No. 4 – City of Plano

Vote For 1

	TOTAL	VOTE %	
Cody Weaver	74	51.03%	<div><div></div></div>
Christene “Chris” Krupa Downs	71	48.97%	<div><div></div></div>
Total Votes Cast	145	100.00%	<div><div></div></div>
Overvotes	0		
Undervotes	13		
Contest Totals	158		

### Councilmember, Place No. 6, Mayor – City of Plano

Vote For 1

	TOTAL	VOTE %	
John Muns	112	100.00%	<div><div></div></div>
Total Votes Cast	112	100.00%	<div><div></div></div>
Overvotes	0		
Undervotes	46		
Contest Totals	158		

### Councilmember, Place No. 8 – City of Plano

Vote For 1

	TOTAL	VOTE %	
Vidal Quintanilla	71	50.00%	<div><div></div></div>
Hayden Padgett	71	50.00%	<div><div></div></div>
Total Votes Cast	142	100.00%	<div><div></div></div>
Overvotes	0		
Undervotes	16		
Contest Totals	158		

### Councilmember, Place No. 5, Unexpired Term – City of Plano


Vote For 1

	TOTAL	VOTE %	
Gary Cary	63	42.86%	<div><div></div></div>
Steve Lavine	84	57.14%	<div><div></div></div>
Total Votes Cast	147	100.00%	<div><div></div></div>
Overvotes	0		
Undervotes	11		
Contest Totals	158		

### Proposition A – City of Plano

Vote For 1

	TOTAL	VOTE %	
For	109	70.32%	<div><div></div></div>
Against	46	29.68%	<div><div></div></div>
Total Votes Cast	155	100.00%	<div><div></div></div>
Overvotes	0		
Undervotes	3		
Contest Totals	158		



## PCT 065

### Proposition B – City of Plano

Vote For 1

	TOTAL	VOTE %	
For	91	58.71%	<div><div></div></div>
Against	64	41.29%	<div><div></div></div>
Total Votes Cast	155	100.00%	<div><div></div></div>
Overvotes	0		
Undervotes	3		
Contest Totals	158		

### Proposition C – City of Plano

Vote For 1

	TOTAL	VOTE %	
For	92	60.93%	<div><div></div></div>
Against	59	39.07%	<div><div></div></div>
Total Votes Cast	151	100.00%	<div><div></div></div>
Overvotes	0		
Undervotes	7		
Contest Totals	158		

### Proposition D – City of Plano

Vote For 1

	TOTAL	VOTE %	
For	90	59.60%	<div><div></div></div>
Against	61	40.40%	<div><div></div></div>
Total Votes Cast	151	100.00%	<div><div></div></div>
Overvotes	0		
Undervotes	7		
Contest Totals	158		

### Proposition E – City of Plano

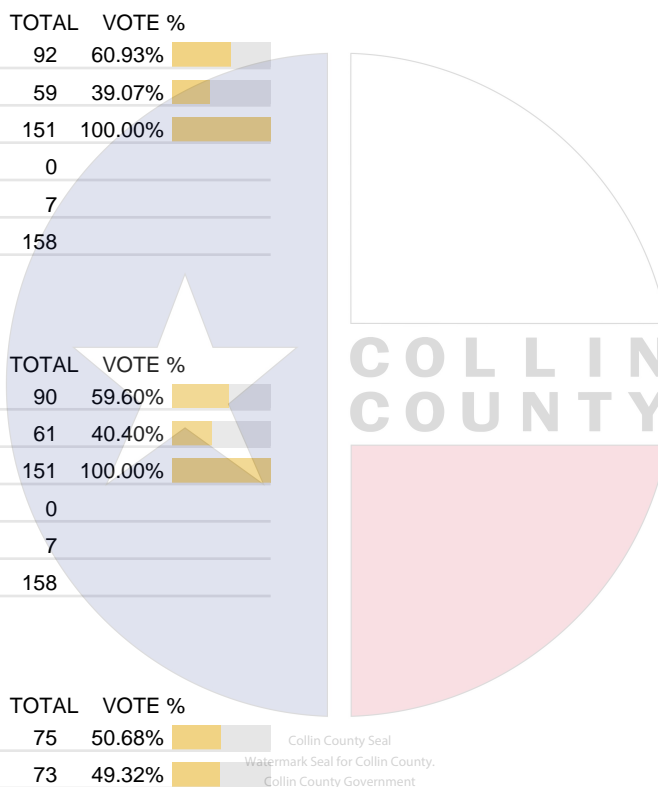
Vote For 1

	TOTAL	VOTE %	
For	75	50.68%	<div><div></div></div>
Against	73	49.32%	<div><div></div></div>
Total Votes Cast	148	100.00%	<div><div></div></div>
Overvotes	0		
Undervotes	10		
Contest Totals	158		

### Proposition F – City of Plano

Vote For 1

	TOTAL	VOTE %	
For	104	69.80%	<div><div></div></div>
Against	45	30.20%	<div><div></div></div>
Total Votes Cast	149	100.00%	<div><div></div></div>
Overvotes	0		
Undervotes	9		
Contest Totals	158		



## PCT 065

### Proposition G – City of Plano

Vote For 1

	TOTAL	VOTE %	
For	105	69.08%	<div><div></div></div>
Against	47	30.92%	<div><div></div></div>
Total Votes Cast	152	100.00%	<div><div></div></div>
Overvotes	0		
Undervotes	6		
Contest Totals	158		

### Trustee, Place 1 – Plano ISD

Vote For 1

	TOTAL	VOTE %	
Lauren Tyra	104	100.00%	<div><div></div></div>
Total Votes Cast	104	100.00%	<div><div></div></div>
Overvotes	0		
Undervotes	54		
Contest Totals	158		

### Trustee, Place 2 – Plano ISD

Vote For 1

	TOTAL	VOTE %	
Sam Johnson	109	80.74%	<div><div></div></div>
Xiomar Pierre	26	19.26%	<div><div></div></div>
Total Votes Cast	135	100.00%	<div><div></div></div>
Overvotes	0		
Undervotes	23		
Contest Totals	158		

### Trustee, Place 3 – Plano ISD


Vote For 1

	TOTAL	VOTE %	
Nancy C. Humphrey	88	66.67%	<div><div></div></div>
Harper Weaver	44	33.33%	<div><div></div></div>
Total Votes Cast	132	100.00%	<div><div></div></div>
Overvotes	0		
Undervotes	26		
Contest Totals	158		

### Trustee, Place 6 – Plano ISD

Vote For 1

	TOTAL	VOTE %	
Andrew Rettke	18	13.64%	<div><div></div></div>
Elisa Klein	79	59.85%	<div><div></div></div>
Dash Weerasinghe	35	26.52%	<div><div></div></div>
Total Votes Cast	132	100.00%	<div><div></div></div>
Overvotes	0		
Undervotes	26		
Contest Totals	158		



Collin County Seal  
Watermark Seal for Collin County,  
Collin County Government

PCT 066

Statistics	TOTAL
Registered Voters - Total	2,136
Ballots Cast - Total	250
Voter Turnout - Total	11.70%

Trustee, Place 4 - Collin Co. Comm. College Dist.  
Vote For 1

	TOTAL	VOTE %	
Tamara Thomas	96	44.24%	<div><div></div></div>
Staci L. Weaver	121	55.76%	<div><div></div></div>
Total Votes Cast	217	100.00%	<div><div></div></div>
Overvotes	0		
Undervotes	33		
Contest Totals	250		

Trustee, Place 5 - Collin Co. Comm. College Dist.  
Vote For 1


	TOTAL	VOTE %	
Raj Menon	144	100.00%	<div><div></div></div>
Total Votes Cast	144	100.00%	<div><div></div></div>
Overvotes	0		
Undervotes	106		
Contest Totals	250		

Trustee, Place 6 - Collin Co. Comm. College Dist.  
Vote For 1

	TOTAL	VOTE %	
Justin Adcock	121	100.00%	<div><div></div></div>
Total Votes Cast	121	100.00%	<div><div></div></div>
Overvotes	0		
Undervotes	129		
Contest Totals	250		

Councilmember, Place No. 2, District No. 2 – City of Plano  
Vote For 1

	TOTAL	VOTE %	
Bob Kehr	121	51.27%	<div><div></div></div>
Carson K. Underwood	58	24.58%	<div><div></div></div>
Douglas Reeves	57	24.15%	<div><div></div></div>
Total Votes Cast	236	100.00%	<div><div></div></div>
Overvotes	0		
Undervotes	14		
Contest Totals	250		



## PCT 066

### Councilmember, Place No. 4, District No. 4 – City of Plano

Vote For 1

	TOTAL	VOTE %	
Cody Weaver	115	48.12%	<div><div></div></div>
Christene “Chris” Krupa Downs	124	51.88%	<div><div></div></div>
Total Votes Cast	239	100.00%	<div><div></div></div>
Overvotes	0		
Undervotes	11		
Contest Totals	250		

### Councilmember, Place No. 6, Mayor – City of Plano

Vote For 1

	TOTAL	VOTE %	
John Muns	168	100.00%	<div><div></div></div>
Total Votes Cast	168	100.00%	<div><div></div></div>
Overvotes	0		
Undervotes	82		
Contest Totals	250		

### Councilmember, Place No. 8 – City of Plano

Vote For 1

	TOTAL	VOTE %	
Vidal Quintanilla	120	50.42%	<div><div></div></div>
Hayden Padgett	118	49.58%	<div><div></div></div>
Total Votes Cast	238	100.00%	<div><div></div></div>
Overvotes	0		
Undervotes	12		
Contest Totals	250		

### Councilmember, Place No. 5, Unexpired Term – City of Plano

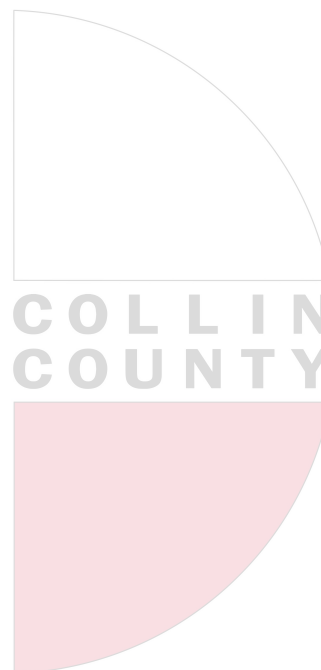
Vote For 1

	TOTAL	VOTE %	
Gary Cary	110	47.83%	<div><div></div></div>
Steve Lavine	120	52.17%	<div><div></div></div>
Total Votes Cast	230	100.00%	<div><div></div></div>
Overvotes	0		
Undervotes	20		
Contest Totals	250		

### Proposition A – City of Plano

Vote For 1

	TOTAL	VOTE %	
For	174	71.90%	<div><div></div></div>
Against	68	28.10%	<div><div></div></div>
Total Votes Cast	242	100.00%	<div><div></div></div>
Overvotes	0		
Undervotes	8		
Contest Totals	250		



## PCT 066

### Proposition B – City of Plano

Vote For 1

	TOTAL	VOTE %	
For	142	59.17%	<div><div></div></div>
Against	98	40.83%	<div><div></div></div>
Total Votes Cast	240	100.00%	<div><div></div></div>
Overvotes	0		
Undervotes	10		
Contest Totals	250		

### Proposition C – City of Plano

Vote For 1

	TOTAL	VOTE %	
For	147	62.29%	<div><div></div></div>
Against	89	37.71%	<div><div></div></div>
Total Votes Cast	236	100.00%	<div><div></div></div>
Overvotes	0		
Undervotes	14		
Contest Totals	250		

### Proposition D – City of Plano

Vote For 1

	TOTAL	VOTE %	
For	149	63.68%	<div><div></div></div>
Against	85	36.32%	<div><div></div></div>
Total Votes Cast	234	100.00%	<div><div></div></div>
Overvotes	0		
Undervotes	16		
Contest Totals	250		

### Proposition E – City of Plano

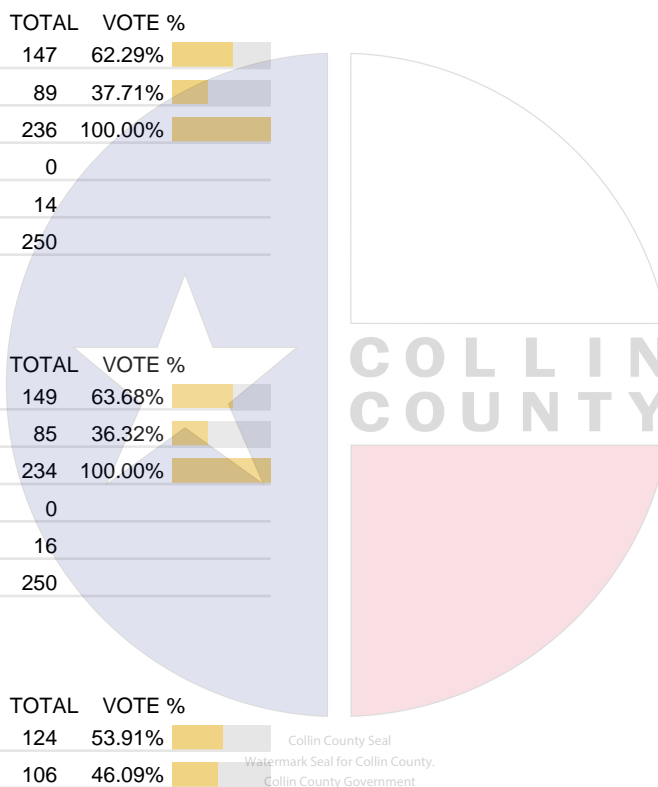
Vote For 1

	TOTAL	VOTE %	
For	124	53.91%	<div><div></div></div>
Against	106	46.09%	<div><div></div></div>
Total Votes Cast	230	100.00%	<div><div></div></div>
Overvotes	0		
Undervotes	20		
Contest Totals	250		

### Proposition F – City of Plano

Vote For 1

	TOTAL	VOTE %	
For	173	73.00%	<div><div></div></div>
Against	64	27.00%	<div><div></div></div>
Total Votes Cast	237	100.00%	<div><div></div></div>
Overvotes	0		
Undervotes	13		
Contest Totals	250		



## PCT 066

### Proposition G – City of Plano

Vote For 1

	TOTAL	VOTE %	
For	173	73.93%	<div><div></div></div>
Against	61	26.07%	<div><div></div></div>
Total Votes Cast	234	100.00%	<div><div></div></div>
Overvotes	0		
Undervotes	16		
Contest Totals	250		

### Trustee, Place 1 – Plano ISD

Vote For 1

	TOTAL	VOTE %	
Lauren Tyra	155	100.00%	<div><div></div></div>
Total Votes Cast	155	100.00%	<div><div></div></div>
Overvotes	0		
Undervotes	95		
Contest Totals	250		

### Trustee, Place 2 – Plano ISD

Vote For 1

	TOTAL	VOTE %	
Sam Johnson	180	86.54%	<div><div></div></div>
Xiomar Pierre	28	13.46%	<div><div></div></div>
Total Votes Cast	208	100.00%	<div><div></div></div>
Overvotes	0		
Undervotes	42		
Contest Totals	250		

### Trustee, Place 3 – Plano ISD

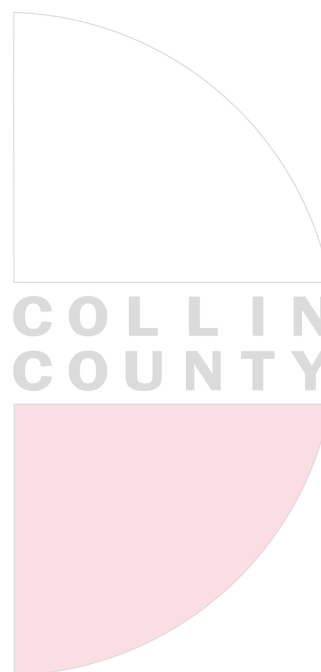
Vote For 1

	TOTAL	VOTE %	
Nancy C. Humphrey	156	72.22%	<div><div></div></div>
Harper Weaver	60	27.78%	<div><div></div></div>
Total Votes Cast	216	100.00%	<div><div></div></div>
Overvotes	0		
Undervotes	34		
Contest Totals	250		

### Trustee, Place 6 – Plano ISD

Vote For 1

	TOTAL	VOTE %	
Andrew Rettke	28	12.79%	<div><div></div></div>
Elisa Klein	115	52.51%	<div><div></div></div>
Dash Weerasinghe	76	34.70%	<div><div></div></div>
Total Votes Cast	219	100.00%	<div><div></div></div>
Overvotes	0		
Undervotes	31		
Contest Totals	250		



Collin County Seal  
Watermark Seal for Collin County.  
Collin County Government



PCT 067

Statistics	TOTAL
Registered Voters - Total	2,823
Ballots Cast - Total	240
Voter Turnout - Total	8.50%

Trustee, Place 4 - Collin Co. Comm. College Dist.  
Vote For 1

	TOTAL	VOTE %	
Tamara Thomas	102	45.95%	<div><div></div></div>
Staci L. Weaver	120	54.05%	<div><div></div></div>
Total Votes Cast	222	100.00%	<div><div></div></div>
Overvotes	0		
Undervotes	18		
Contest Totals	240		

Trustee, Place 5 - Collin Co. Comm. College Dist.  
Vote For 1


	TOTAL	VOTE %	
Raj Menon	138	100.00%	<div><div></div></div>
Total Votes Cast	138	100.00%	<div><div></div></div>
Overvotes	0		
Undervotes	102		
Contest Totals	240		

Trustee, Place 6 - Collin Co. Comm. College Dist.  
Vote For 1

	TOTAL	VOTE %	
Justin Adcock	133	100.00%	<div><div></div></div>
Total Votes Cast	133	100.00%	<div><div></div></div>
Overvotes	0		
Undervotes	107		
Contest Totals	240		

Councilmember, Place No. 2, District No. 2 – City of Plano  
Vote For 1

	TOTAL	VOTE %	
Bob Kehr	111	48.90%	<div><div></div></div>
Carson K. Underwood	63	27.75%	<div><div></div></div>
Douglas Reeves	53	23.35%	<div><div></div></div>
Total Votes Cast	227	100.00%	<div><div></div></div>
Overvotes	0		
Undervotes	13		
Contest Totals	240		



## PCT 067

### Councilmember, Place No. 4, District No. 4 – City of Plano

Vote For 1

	TOTAL	VOTE %	
Cody Weaver	109	47.81%	<div><div></div></div>
Christene “Chris” Krupa Downs	119	52.19%	<div><div></div></div>
Total Votes Cast	228	100.00%	<div><div></div></div>
Overvotes	0		
Undervotes	12		
Contest Totals	240		

### Councilmember, Place No. 6, Mayor – City of Plano

Vote For 1

	TOTAL	VOTE %	
John Muns	159	100.00%	<div><div></div></div>
Total Votes Cast	159	100.00%	<div><div></div></div>
Overvotes	0		
Undervotes	81		
Contest Totals	240		

### Councilmember, Place No. 8 – City of Plano

Vote For 1

	TOTAL	VOTE %	
Vidal Quintanilla	114	51.12%	<div><div></div></div>
Hayden Padgett	109	48.88%	<div><div></div></div>
Total Votes Cast	223	100.00%	<div><div></div></div>
Overvotes	0		
Undervotes	17		
Contest Totals	240		

### Councilmember, Place No. 5, Unexpired Term – City of Plano

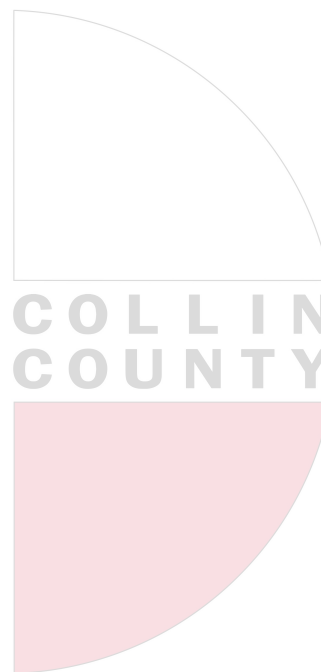
Vote For 1

	TOTAL	VOTE %	
Gary Cary	106	46.90%	<div><div></div></div>
Steve Lavine	120	53.10%	<div><div></div></div>
Total Votes Cast	226	100.00%	<div><div></div></div>
Overvotes	0		
Undervotes	14		
Contest Totals	240		

### Proposition A – City of Plano

Vote For 1

	TOTAL	VOTE %	
For	175	74.15%	<div><div></div></div>
Against	61	25.85%	<div><div></div></div>
Total Votes Cast	236	100.00%	<div><div></div></div>
Overvotes	0		
Undervotes	4		
Contest Totals	240		



## PCT 067

### Proposition B – City of Plano

Vote For 1

	TOTAL	VOTE %	
For	151	63.71%	<div><div></div></div>
Against	86	36.29%	<div><div></div></div>
Total Votes Cast	237	100.00%	<div><div></div></div>
Overvotes	0		
Undervotes	3		
Contest Totals	240		

### Proposition C – City of Plano

Vote For 1

	TOTAL	VOTE %	
For	145	61.97%	<div><div></div></div>
Against	89	38.03%	<div><div></div></div>
Total Votes Cast	234	100.00%	<div><div></div></div>
Overvotes	0		
Undervotes	6		
Contest Totals	240		

### Proposition D – City of Plano

Vote For 1

	TOTAL	VOTE %	
For	161	69.40%	<div><div></div></div>
Against	71	30.60%	<div><div></div></div>
Total Votes Cast	232	100.00%	<div><div></div></div>
Overvotes	0		
Undervotes	8		
Contest Totals	240		

### Proposition E – City of Plano

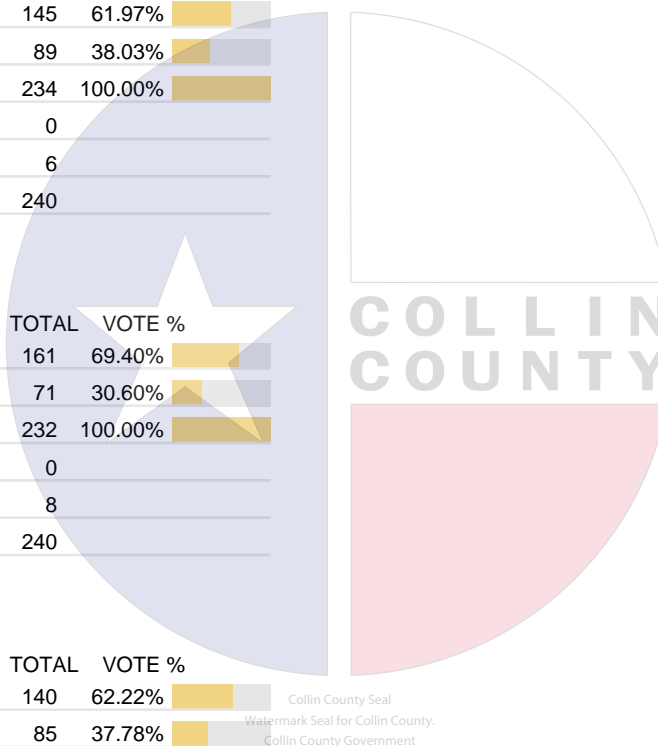
Vote For 1

	TOTAL	VOTE %	
For	140	62.22%	<div><div></div></div>
Against	85	37.78%	<div><div></div></div>
Total Votes Cast	225	100.00%	<div><div></div></div>
Overvotes	0		
Undervotes	15		
Contest Totals	240		

### Proposition F – City of Plano

Vote For 1

	TOTAL	VOTE %	
For	161	69.40%	<div><div></div></div>
Against	71	30.60%	<div><div></div></div>
Total Votes Cast	232	100.00%	<div><div></div></div>
Overvotes	0		
Undervotes	8		
Contest Totals	240		



## PCT 067

### Proposition G – City of Plano

Vote For 1

	TOTAL	VOTE %	
For	159	69.13%	<div><div></div></div>
Against	71	30.87%	<div><div></div></div>
Total Votes Cast	230	100.00%	<div><div></div></div>
Overvotes	0		
Undervotes	10		
Contest Totals	240		

### Trustee, Place 1 – Plano ISD

Vote For 1

	TOTAL	VOTE %	
Lauren Tyra	140	100.00%	<div><div></div></div>
Total Votes Cast	140	100.00%	<div><div></div></div>
Overvotes	0		
Undervotes	100		
Contest Totals	240		

### Trustee, Place 2 – Plano ISD

Vote For 1

	TOTAL	VOTE %	
Sam Johnson	167	88.83%	<div><div></div></div>
Xiomar Pierre	21	11.17%	<div><div></div></div>
Total Votes Cast	188	100.00%	<div><div></div></div>
Overvotes	0		
Undervotes	52		
Contest Totals	240		

### Trustee, Place 3 – Plano ISD


Vote For 1

	TOTAL	VOTE %	
Nancy C. Humphrey	137	70.62%	<div><div></div></div>
Harper Weaver	57	29.38%	<div><div></div></div>
Total Votes Cast	194	100.00%	<div><div></div></div>
Overvotes	0		
Undervotes	46		
Contest Totals	240		

### Trustee, Place 6 – Plano ISD

Vote For 1

	TOTAL	VOTE %	
Andrew Rettke	18	8.49%	<div><div></div></div>
Elisa Klein	115	54.25%	<div><div></div></div>
Dash Weerasinghe	79	37.26%	<div><div></div></div>
Total Votes Cast	212	100.00%	<div><div></div></div>
Overvotes	0		
Undervotes	28		
Contest Totals	240		



Collin County Seal  
Watermark Seal for Collin County,  
Collin County Government

PCT 068

Statistics	TOTAL
Registered Voters - Total	1,979
Ballots Cast - Total	197
Voter Turnout - Total	9.95%

Trustee, Place 4 - Collin Co. Comm. College Dist.  
Vote For 1

	TOTAL	VOTE %	
Tamara Thomas	86	49.71%	<div><div></div></div>
Staci L. Weaver	87	50.29%	<div><div></div></div>
Total Votes Cast	173	100.00%	<div><div></div></div>
Overvotes	0		
Undervotes	24		
Contest Totals	197		

Trustee, Place 5 - Collin Co. Comm. College Dist.  
Vote For 1


	TOTAL	VOTE %	
Raj Menon	126	100.00%	<div><div></div></div>
Total Votes Cast	126	100.00%	<div><div></div></div>
Overvotes	0		
Undervotes	71		
Contest Totals	197		

Trustee, Place 6 - Collin Co. Comm. College Dist.  
Vote For 1

	TOTAL	VOTE %	
Justin Adcock	105	100.00%	<div><div></div></div>
Total Votes Cast	105	100.00%	<div><div></div></div>
Overvotes	0		
Undervotes	92		
Contest Totals	197		

Councilmember, Place No. 2, District No. 2 – City of Plano  
Vote For 1

	TOTAL	VOTE %	
Bob Kehr	105	58.66%	<div><div></div></div>
Carson K. Underwood	37	20.67%	<div><div></div></div>
Douglas Reeves	37	20.67%	<div><div></div></div>
Total Votes Cast	179	100.00%	<div><div></div></div>
Overvotes	0		
Undervotes	18		
Contest Totals	197		



## PCT 068

### Councilmember, Place No. 4, District No. 4 – City of Plano

Vote For 1

	TOTAL	VOTE %	
Cody Weaver	75	41.67%	<div><div></div></div>
Christene “Chris” Krupa Downs	105	58.33%	<div><div></div></div>
Total Votes Cast	180	100.00%	<div><div></div></div>
Overvotes	0		
Undervotes	17		
Contest Totals	197		

### Councilmember, Place No. 6, Mayor – City of Plano

Vote For 1

	TOTAL	VOTE %	
John Muns	138	100.00%	<div><div></div></div>
Total Votes Cast	138	100.00%	<div><div></div></div>
Overvotes	0		
Undervotes	59		
Contest Totals	197		

### Councilmember, Place No. 8 – City of Plano

Vote For 1

	TOTAL	VOTE %	
Vidal Quintanilla	101	55.80%	<div><div></div></div>
Hayden Padgett	80	44.20%	<div><div></div></div>
Total Votes Cast	181	100.00%	<div><div></div></div>
Overvotes	0		
Undervotes	16		
Contest Totals	197		

### Councilmember, Place No. 5, Unexpired Term – City of Plano


Vote For 1

	TOTAL	VOTE %	
Gary Cary	61	34.86%	<div><div></div></div>
Steve Lavine	114	65.14%	<div><div></div></div>
Total Votes Cast	175	100.00%	<div><div></div></div>
Overvotes	0		
Undervotes	22		
Contest Totals	197		

### Proposition A – City of Plano

Vote For 1

	TOTAL	VOTE %	
For	153	78.46%	<div><div></div></div>
Against	42	21.54%	<div><div></div></div>
Total Votes Cast	195	100.00%	<div><div></div></div>
Overvotes	0		
Undervotes	2		
Contest Totals	197		



PCT 068

Proposition B – City of Plano  
Vote For 1

	TOTAL	VOTE %	
For	119	61.03%	<div><div></div></div>
Against	76	38.97%	<div><div></div></div>
Total Votes Cast	195	100.00%	<div><div></div></div>
Overvotes	0		
Undervotes	2		
Contest Totals	197		

Proposition C – City of Plano  
Vote For 1

	TOTAL	VOTE %	
For	114	59.38%	<div><div></div></div>
Against	78	40.62%	<div><div></div></div>
Total Votes Cast	192	100.00%	<div><div></div></div>
Overvotes	0		
Undervotes	5		
Contest Totals	197		

Proposition D – City of Plano  
Vote For 1

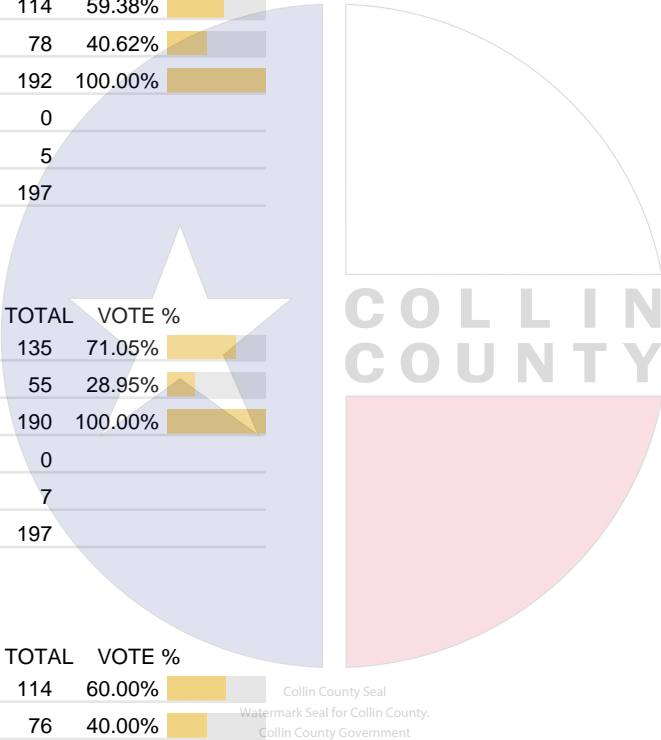
	TOTAL	VOTE %	
For	135	71.05%	<div><div></div></div>
Against	55	28.95%	<div><div></div></div>
Total Votes Cast	190	100.00%	<div><div></div></div>
Overvotes	0		
Undervotes	7		
Contest Totals	197		

Proposition E – City of Plano  
Vote For 1

	TOTAL	VOTE %	
For	114	60.00%	<div><div></div></div>
Against	76	40.00%	<div><div></div></div>
Total Votes Cast	190	100.00%	<div><div></div></div>
Overvotes	0		
Undervotes	7		
Contest Totals	197		

Proposition F – City of Plano  
Vote For 1

	TOTAL	VOTE %	
For	130	67.71%	<div><div></div></div>
Against	62	32.29%	<div><div></div></div>
Total Votes Cast	192	100.00%	<div><div></div></div>
Overvotes	0		
Undervotes	5		
Contest Totals	197		



## PCT 068

### Proposition G – City of Plano

Vote For 1

	TOTAL	VOTE %	
For	142	73.58%	<div><div></div></div>
Against	51	26.42%	<div><div></div></div>
Total Votes Cast	193	100.00%	<div><div></div></div>
Overvotes	0		
Undervotes	4		
Contest Totals	197		

### Trustee, Place 1 – Plano ISD

Vote For 1

	TOTAL	VOTE %	
Lauren Tyra	119	100.00%	<div><div></div></div>
Total Votes Cast	119	100.00%	<div><div></div></div>
Overvotes	0		
Undervotes	78		
Contest Totals	197		

### Trustee, Place 2 – Plano ISD

Vote For 1

	TOTAL	VOTE %	
Sam Johnson	130	81.76%	<div><div></div></div>
Xiomar Pierre	29	18.24%	<div><div></div></div>
Total Votes Cast	159	100.00%	<div><div></div></div>
Overvotes	0		
Undervotes	38		
Contest Totals	197		

### Trustee, Place 3 – Plano ISD


Vote For 1

	TOTAL	VOTE %	
Nancy C. Humphrey	116	72.96%	<div><div></div></div>
Harper Weaver	43	27.04%	<div><div></div></div>
Total Votes Cast	159	100.00%	<div><div></div></div>
Overvotes	0		
Undervotes	38		
Contest Totals	197		

### Trustee, Place 6 – Plano ISD

Vote For 1

	TOTAL	VOTE %	
Andrew Rettke	12	7.14%	<div><div></div></div>
Elisa Klein	108	64.29%	<div><div></div></div>
Dash Weerasinghe	48	28.57%	<div><div></div></div>
Total Votes Cast	168	100.00%	<div><div></div></div>
Overvotes	0		
Undervotes	29		
Contest Totals	197		



Collin County Seal  
Watermark Seal for Collin County.  
Collin County Government



Precinct Results Report  
Joint General and Special Elections  
May 3, 2025

FINAL RESULTS  
All Races  
Collin County

## PCT 069

### Statistics

TOTAL

Registered Voters - Total	3,775
Ballots Cast - Total	648
Voter Turnout - Total	17.17%

#### Trustee, Place 4 - Collin Co. Comm. College Dist.

Vote For 1

	TOTAL	VOTE %	
Tamara Thomas	244	43.65%	<div><div></div></div>
Staci L. Weaver	315	56.35%	<div><div></div></div>
Total Votes Cast	559	100.00%	<div><div></div></div>
Overvotes	0		
Undervotes	89		
Contest Totals	648		

#### Trustee, Place 5 - Collin Co. Comm. College Dist

Vote For 1

	TOTAL	VOTE %	
Raj Menon	401	100.00%	<div><div></div></div>
Total Votes Cast	401	100.00%	<div><div></div></div>
Overvotes	0		
Undervotes	247		
Contest Totals	648		

#### Trustee, Place 6 - Collin Co. Comm. College Dist.

Vote For 1

	TOTAL	VOTE %	
Justin Adcock	340	100.00%	<div><div></div></div>
Total Votes Cast	340	100.00%	<div><div></div></div>
Overvotes	0		
Undervotes	308		
Contest Totals	648		

#### Councilmember, Place No. 2, District No. 2 – City of Plano

Vote For 1

	TOTAL	VOTE %	
Bob Kehr	327	53.43%	<div><div></div></div>
Carson K. Underwood	154	25.16%	<div><div></div></div>
Douglas Reeves	131	21.41%	<div><div></div></div>
Total Votes Cast	612	100.00%	<div><div></div></div>
Overvotes	0		
Undervotes	36		
Contest Totals	648		

Collin County Seal  
Watermark Seal for Collin County,  
Collin County Government

## PCT 069

### Councilmember, Place No. 4, District No. 4 – City of Plano

Vote For 1

	TOTAL	VOTE %	
Cody Weaver	280	45.75%	<div><div></div></div>
Christene “Chris” Krupa Downs	332	54.25%	<div><div></div></div>
Total Votes Cast	612	100.00%	<div><div></div></div>
Overvotes	0		
Undervotes	36		
Contest Totals	648		

### Councilmember, Place No. 6, Mayor – City of Plano

Vote For 1

	TOTAL	VOTE %	
John Muns	465	100.00%	<div><div></div></div>
Total Votes Cast	465	100.00%	<div><div></div></div>
Overvotes	0		
Undervotes	183		
Contest Totals	648		

### Councilmember, Place No. 8 – City of Plano

Vote For 1

	TOTAL	VOTE %	
Vidal Quintanilla	330	54.19%	<div><div></div></div>
Hayden Padgett	279	45.81%	<div><div></div></div>
Total Votes Cast	609	100.00%	<div><div></div></div>
Overvotes	0		
Undervotes	39		
Contest Totals	648		

### Councilmember, Place No. 5, Unexpired Term – City of Plano


Vote For 1

	TOTAL	VOTE %	
Gary Cary	289	46.92%	<div><div></div></div>
Steve Lavine	327	53.08%	<div><div></div></div>
Total Votes Cast	616	100.00%	<div><div></div></div>
Overvotes	0		
Undervotes	32		
Contest Totals	648		

### Proposition A – City of Plano

Vote For 1

	TOTAL	VOTE %	
For	454	72.52%	<div><div></div></div>
Against	172	27.48%	<div><div></div></div>
Total Votes Cast	626	100.00%	<div><div></div></div>
Overvotes	0		
Undervotes	22		
Contest Totals	648		



## PCT 069

### Proposition B – City of Plano

Vote For 1

	TOTAL	VOTE %	
For	401	63.75%	
Against	228	36.25%	
Total Votes Cast	629	100.00%	
Overvotes	0		
Undervotes	19		
Contest Totals	648		

### Proposition C – City of Plano

Vote For 1

	TOTAL	VOTE %	
For	392	63.23%	
Against	228	36.77%	
Total Votes Cast	620	100.00%	
Overvotes	0		
Undervotes	28		
Contest Totals	648		

### Proposition D – City of Plano

Vote For 1

	TOTAL	VOTE %	
For	400	64.83%	
Against	217	35.17%	
Total Votes Cast	617	100.00%	
Overvotes	0		
Undervotes	31		
Contest Totals	648		

### Proposition E – City of Plano

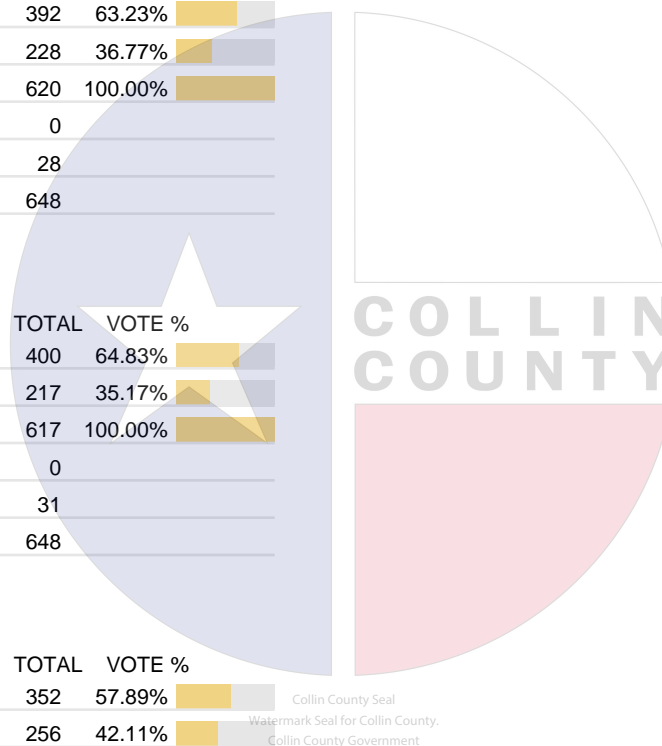
Vote For 1

	TOTAL	VOTE %	
For	352	57.89%	
Against	256	42.11%	
Total Votes Cast	608	100.00%	
Overvotes	0		
Undervotes	40		
Contest Totals	648		

### Proposition F – City of Plano

Vote For 1

	TOTAL	VOTE %	
For	407	65.86%	
Against	211	34.14%	
Total Votes Cast	618	100.00%	
Overvotes	0		
Undervotes	30		
Contest Totals	648		



## PCT 069

### Proposition G – City of Plano

Vote For 1

	TOTAL	VOTE %	
For	444	71.61%	<div><div></div></div>
Against	176	28.39%	<div><div></div></div>
Total Votes Cast	620	100.00%	<div><div></div></div>
Overvotes	0		
Undervotes	28		
Contest Totals	648		

### Trustee, Place 1 – Plano ISD

Vote For 1

	TOTAL	VOTE %	
Lauren Tyra	405	100.00%	<div><div></div></div>
Total Votes Cast	405	100.00%	<div><div></div></div>
Overvotes	0		
Undervotes	243		
Contest Totals	648		

### Trustee, Place 2 – Plano ISD

Vote For 1

	TOTAL	VOTE %	
Sam Johnson	462	88.00%	<div><div></div></div>
Xiomar Pierre	63	12.00%	<div><div></div></div>
Total Votes Cast	525	100.00%	<div><div></div></div>
Overvotes	0		
Undervotes	123		
Contest Totals	648		

### Trustee, Place 3 – Plano ISD

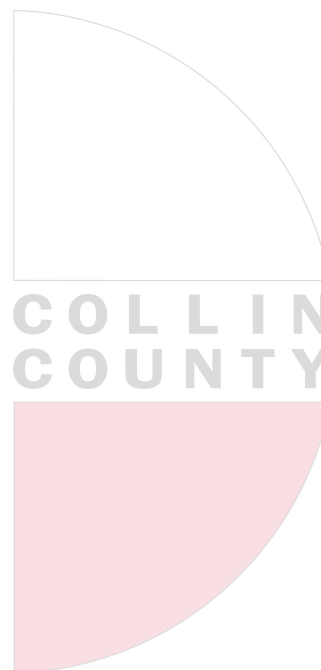
Vote For 1

	TOTAL	VOTE %	
Nancy C. Humphrey	365	66.97%	<div><div></div></div>
Harper Weaver	180	33.03%	<div><div></div></div>
Total Votes Cast	545	100.00%	<div><div></div></div>
Overvotes	0		
Undervotes	103		
Contest Totals	648		

### Trustee, Place 6 – Plano ISD

Vote For 1

	TOTAL	VOTE %	
Andrew Rettke	50	8.88%	<div><div></div></div>
Elisa Klein	298	52.93%	<div><div></div></div>
Dash Weerasinghe	215	38.19%	<div><div></div></div>
Total Votes Cast	563	100.00%	<div><div></div></div>
Overvotes	0		
Undervotes	85		
Contest Totals	648		



Collin County Seal  
Watermark Seal for Collin County,  
Collin County Government

PCT 070

Statistics	TOTAL
Registered Voters - Total	1,847
Ballots Cast - Total	247
Voter Turnout - Total	13.37%

Trustee, Place 4 - Collin Co. Comm. College Dist.  
Vote For 1

	TOTAL	VOTE %
Tamara Thomas	103	46.61%
Staci L. Weaver	118	53.39%
Total Votes Cast	221	100.00%
Overvotes	0	
Undervotes	26	
Contest Totals	247	

Trustee, Place 5 - Collin Co. Comm. College Dist.  
Vote For 1

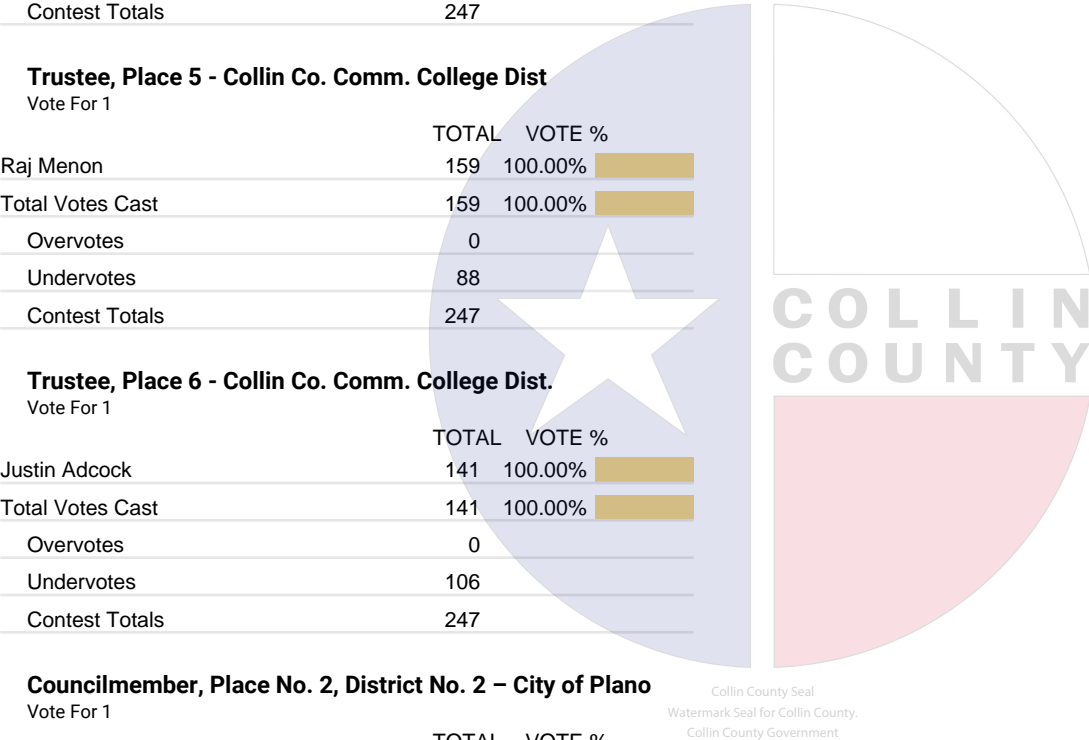
	TOTAL	VOTE %
Raj Menon	159	100.00%
Total Votes Cast	159	100.00%
Overvotes	0	
Undervotes	88	
Contest Totals	247	

Trustee, Place 6 - Collin Co. Comm. College Dist.  
Vote For 1

	TOTAL	VOTE %
Justin Adcock	141	100.00%
Total Votes Cast	141	100.00%
Overvotes	0	
Undervotes	106	
Contest Totals	247	

Councilmember, Place No. 2, District No. 2 – City of Plano  
Vote For 1

	TOTAL	VOTE %
Bob Kehr	128	54.47%
Carson K. Underwood	51	21.70%
Douglas Reeves	56	23.83%
Total Votes Cast	235	100.00%
Overvotes	0	
Undervotes	12	
Contest Totals	247	



## PCT 070

### Councilmember, Place No. 4, District No. 4 – City of Plano

Vote For 1

	TOTAL	VOTE %	
Cody Weaver	115	48.52%	<div><div></div></div>
Christene “Chris” Krupa Downs	122	51.48%	<div><div></div></div>
Total Votes Cast	237	100.00%	<div><div></div></div>
Overvotes	0		
Undervotes	10		
Contest Totals	247		

### Councilmember, Place No. 6, Mayor – City of Plano

Vote For 1

	TOTAL	VOTE %	
John Muns	182	100.00%	<div><div></div></div>
Total Votes Cast	182	100.00%	<div><div></div></div>
Overvotes	0		
Undervotes	65		
Contest Totals	247		

### Councilmember, Place No. 8 – City of Plano

Vote For 1

	TOTAL	VOTE %	
Vidal Quintanilla	120	52.86%	<div><div></div></div>
Hayden Padgett	107	47.14%	<div><div></div></div>
Total Votes Cast	227	100.00%	<div><div></div></div>
Overvotes	0		
Undervotes	20		
Contest Totals	247		

### Councilmember, Place No. 5, Unexpired Term – City of Plano

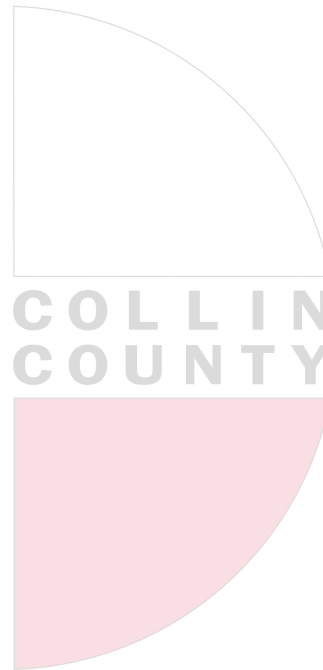
Vote For 1

	TOTAL	VOTE %	
Gary Cary	98	42.61%	<div><div></div></div>
Steve Lavine	132	57.39%	<div><div></div></div>
Total Votes Cast	230	100.00%	<div><div></div></div>
Overvotes	0		
Undervotes	17		
Contest Totals	247		

### Proposition A – City of Plano

Vote For 1




	TOTAL	VOTE %	
For	190	78.19%	<div><div></div></div>
Against	53	21.81%	<div><div></div></div>
Total Votes Cast	243	100.00%	<div><div></div></div>
Overvotes	0		
Undervotes	4		
Contest Totals	247		



## PCT 070




### Proposition B – City of Plano

Vote For 1

	TOTAL	VOTE %	
For	149	61.32%	
Against	94	38.68%	
Total Votes Cast	243	100.00%	
Overvotes	0		
Undervotes	4		
Contest Totals	247		




### Proposition C – City of Plano

Vote For 1

	TOTAL	VOTE %	
For	152	63.60%	
Against	87	36.40%	
Total Votes Cast	239	100.00%	
Overvotes	0		
Undervotes	8		
Contest Totals	247		




### Proposition D – City of Plano

Vote For 1

	TOTAL	VOTE %	
For	155	66.24%	
Against	79	33.76%	
Total Votes Cast	234	100.00%	
Overvotes	0		
Undervotes	13		
Contest Totals	247		




### Proposition E – City of Plano

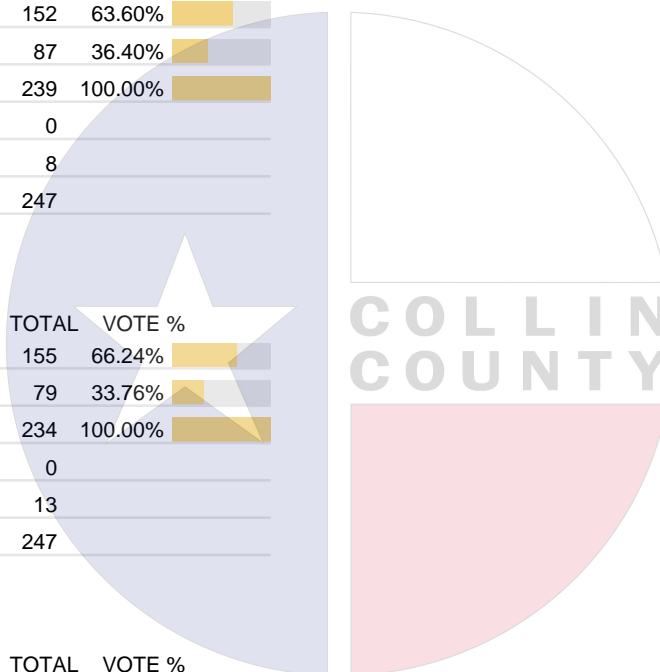
Vote For 1

	TOTAL	VOTE %	
For	139	59.40%	
Against	95	40.60%	
Total Votes Cast	234	100.00%	
Overvotes	0		
Undervotes	13		
Contest Totals	247		

### Proposition F – City of Plano

Vote For 1

	TOTAL	VOTE %	
For	169	70.42%	
Against	71	29.58%	
Total Votes Cast	240	100.00%	
Overvotes	0		
Undervotes	7		
Contest Totals	247		



Collin County Seal  
Watermark Seal for Collin County.  
Collin County Government

## PCT 070

### Proposition G – City of Plano

Vote For 1

	TOTAL	VOTE %	
For	173	73.31%	<div><div></div></div>
Against	63	26.69%	<div><div></div></div>
Total Votes Cast	236	100.00%	<div><div></div></div>
Overvotes	0		
Undervotes	11		
Contest Totals	247		

### Trustee, Place 1 – Plano ISD

Vote For 1

	TOTAL	VOTE %	
Lauren Tyra	169	100.00%	<div><div></div></div>
Total Votes Cast	169	100.00%	<div><div></div></div>
Overvotes	0		
Undervotes	78		
Contest Totals	247		

### Trustee, Place 2 – Plano ISD

Vote For 1

	TOTAL	VOTE %	
Sam Johnson	182	88.78%	<div><div></div></div>
Xiomar Pierre	23	11.22%	<div><div></div></div>
Total Votes Cast	205	100.00%	<div><div></div></div>
Overvotes	0		
Undervotes	42		
Contest Totals	247		

### Trustee, Place 3 – Plano ISD


Vote For 1

	TOTAL	VOTE %	
Nancy C. Humphrey	140	68.97%	<div><div></div></div>
Harper Weaver	63	31.03%	<div><div></div></div>
Total Votes Cast	203	100.00%	<div><div></div></div>
Overvotes	0		
Undervotes	44		
Contest Totals	247		

### Trustee, Place 6 – Plano ISD

Vote For 1

	TOTAL	VOTE %	
Andrew Rettke	31	14.76%	<div><div></div></div>
Elisa Klein	118	56.19%	<div><div></div></div>
Dash Weerasinghe	61	29.05%	<div><div></div></div>
Total Votes Cast	210	100.00%	<div><div></div></div>
Overvotes	0		
Undervotes	37		
Contest Totals	247		



Collin County Seal  
Watermark Seal for Collin County.  
Collin County Government



PCT 071

Statistics	TOTAL
Registered Voters - Total	1,764
Ballots Cast - Total	251
Voter Turnout - Total	14.23%

Trustee, Place 4 - Collin Co. Comm. College Dist.  
Vote For 1

	TOTAL	VOTE %	
Tamara Thomas	107	47.35%	<div><div></div></div>
Staci L. Weaver	119	52.65%	<div><div></div></div>
Total Votes Cast	226	100.00%	<div><div></div></div>
Overvotes	0		
Undervotes	25		
Contest Totals	251		

Trustee, Place 5 - Collin Co. Comm. College Dist.  
Vote For 1

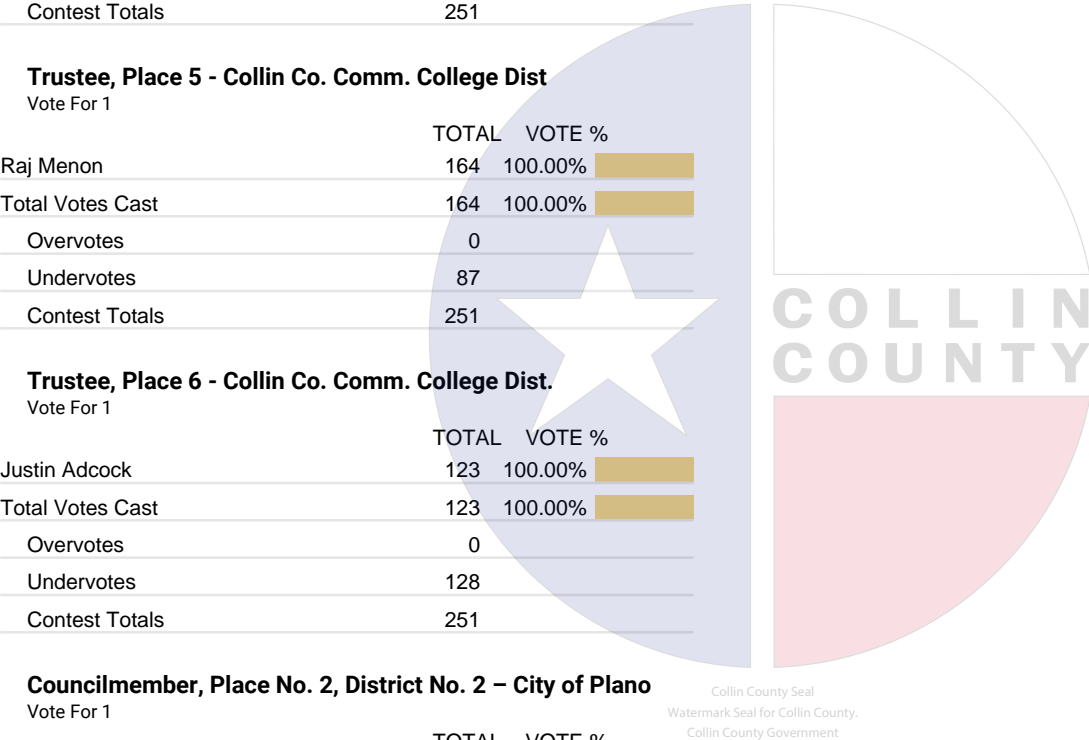
	TOTAL	VOTE %	
Raj Menon	164	100.00%	<div><div></div></div>
Total Votes Cast	164	100.00%	<div><div></div></div>
Overvotes	0		
Undervotes	87		
Contest Totals	251		

Trustee, Place 6 - Collin Co. Comm. College Dist.  
Vote For 1

	TOTAL	VOTE %	
Justin Adcock	123	100.00%	<div><div></div></div>
Total Votes Cast	123	100.00%	<div><div></div></div>
Overvotes	0		
Undervotes	128		
Contest Totals	251		

Councilmember, Place No. 2, District No. 2 – City of Plano  
Vote For 1

	TOTAL	VOTE %	
Bob Kehr	141	60.52%	<div><div></div></div>
Carson K. Underwood	35	15.02%	<div><div></div></div>
Douglas Reeves	57	24.46%	<div><div></div></div>
Total Votes Cast	233	100.00%	<div><div></div></div>
Overvotes	0		
Undervotes	18		
Contest Totals	251		



## PCT 071

### Councilmember, Place No. 4, District No. 4 – City of Plano

Vote For 1

	TOTAL	VOTE %	
Cody Weaver	94	39.83%	<div><div></div></div>
Christene “Chris” Krupa Downs	142	60.17%	<div><div></div></div>
Total Votes Cast	236	100.00%	<div><div></div></div>
Overvotes	0		
Undervotes	15		
Contest Totals	251		

### Councilmember, Place No. 6, Mayor – City of Plano

Vote For 1

	TOTAL	VOTE %	
John Muns	187	100.00%	<div><div></div></div>
Total Votes Cast	187	100.00%	<div><div></div></div>
Overvotes	0		
Undervotes	64		
Contest Totals	251		

### Councilmember, Place No. 8 – City of Plano

Vote For 1

	TOTAL	VOTE %	
Vidal Quintanilla	140	60.34%	<div><div></div></div>
Hayden Padgett	92	39.66%	<div><div></div></div>
Total Votes Cast	232	100.00%	<div><div></div></div>
Overvotes	0		
Undervotes	19		
Contest Totals	251		

### Councilmember, Place No. 5, Unexpired Term – City of Plano


Vote For 1

	TOTAL	VOTE %	
Gary Cary	85	36.96%	<div><div></div></div>
Steve Lavine	145	63.04%	<div><div></div></div>
Total Votes Cast	230	100.00%	<div><div></div></div>
Overvotes	0		
Undervotes	21		
Contest Totals	251		

### Proposition A – City of Plano

Vote For 1

	TOTAL	VOTE %	
For	181	74.49%	<div><div></div></div>
Against	62	25.51%	<div><div></div></div>
Total Votes Cast	243	100.00%	<div><div></div></div>
Overvotes	0		
Undervotes	8		
Contest Totals	251		



## PCT 071

### Proposition B – City of Plano

Vote For 1

	TOTAL	VOTE %	
For	152	63.07%	<div><div></div></div>
Against	89	36.93%	<div><div></div></div>
Total Votes Cast	241	100.00%	<div><div></div></div>
Overvotes	0		
Undervotes	10		
Contest Totals	251		

### Proposition C – City of Plano

Vote For 1

	TOTAL	VOTE %	
For	162	67.22%	<div><div></div></div>
Against	79	32.78%	<div><div></div></div>
Total Votes Cast	241	100.00%	<div><div></div></div>
Overvotes	0		
Undervotes	10		
Contest Totals	251		

### Proposition D – City of Plano

Vote For 1

	TOTAL	VOTE %	
For	166	69.17%	<div><div></div></div>
Against	74	30.83%	<div><div></div></div>
Total Votes Cast	240	100.00%	<div><div></div></div>
Overvotes	0		
Undervotes	11		
Contest Totals	251		

### Proposition E – City of Plano

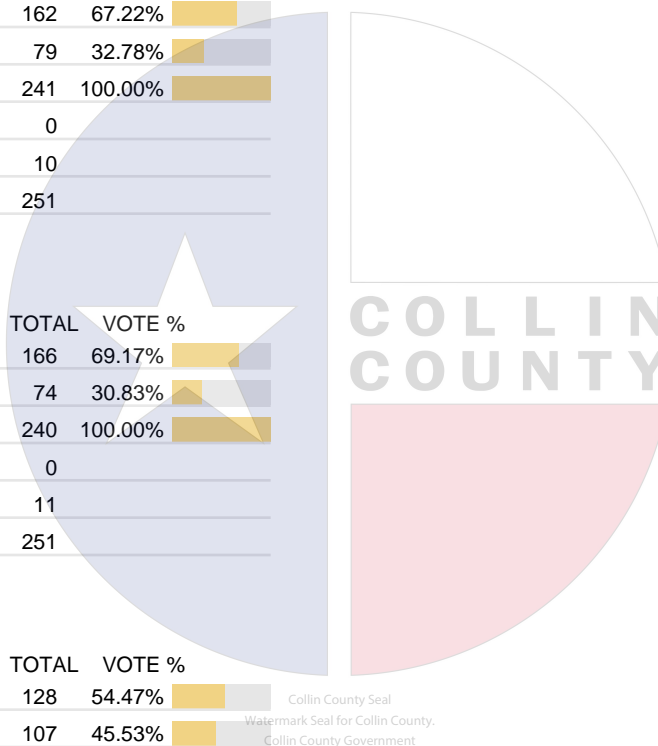
Vote For 1

	TOTAL	VOTE %	
For	128	54.47%	<div><div></div></div>
Against	107	45.53%	<div><div></div></div>
Total Votes Cast	235	100.00%	<div><div></div></div>
Overvotes	0		
Undervotes	16		
Contest Totals	251		

### Proposition F – City of Plano

Vote For 1

	TOTAL	VOTE %	
For	167	69.29%	<div><div></div></div>
Against	74	30.71%	<div><div></div></div>
Total Votes Cast	241	100.00%	<div><div></div></div>
Overvotes	0		
Undervotes	10		
Contest Totals	251		



## PCT 071

### Proposition G – City of Plano

Vote For 1

	TOTAL	VOTE %	
For	181	76.05%	<div><div></div></div>
Against	57	23.95%	<div><div></div></div>
Total Votes Cast	238	100.00%	<div><div></div></div>
Overvotes	0		
Undervotes	13		
Contest Totals	251		

### Trustee, Place 1 – Plano ISD

Vote For 1

	TOTAL	VOTE %	
Lauren Tyra	167	100.00%	<div><div></div></div>
Total Votes Cast	167	100.00%	<div><div></div></div>
Overvotes	0		
Undervotes	84		
Contest Totals	251		

### Trustee, Place 2 – Plano ISD

Vote For 1

	TOTAL	VOTE %	
Sam Johnson	177	84.29%	<div><div></div></div>
Xiomar Pierre	33	15.71%	<div><div></div></div>
Total Votes Cast	210	100.00%	<div><div></div></div>
Overvotes	0		
Undervotes	41		
Contest Totals	251		

### Trustee, Place 3 – Plano ISD


Vote For 1

	TOTAL	VOTE %	
Nancy C. Humphrey	159	76.44%	<div><div></div></div>
Harper Weaver	49	23.56%	<div><div></div></div>
Total Votes Cast	208	100.00%	<div><div></div></div>
Overvotes	0		
Undervotes	43		
Contest Totals	251		

### Trustee, Place 6 – Plano ISD

Vote For 1

	TOTAL	VOTE %	
Andrew Rettke	15	6.88%	<div><div></div></div>
Elisa Klein	130	59.63%	<div><div></div></div>
Dash Weerasinghe	73	33.49%	<div><div></div></div>
Total Votes Cast	218	100.00%	<div><div></div></div>
Overvotes	0		
Undervotes	33		
Contest Totals	251		



Collin County Seal  
Watermark Seal for Collin County,  
Collin County Government

PCT 072

Statistics	TOTAL
Registered Voters - Total	1,658
Ballots Cast - Total	206
Voter Turnout - Total	12.42%

Trustee, Place 4 - Collin Co. Comm. College Dist.  
Vote For 1

	TOTAL	VOTE %
Tamara Thomas	64	33.51%
Staci L. Weaver	127	66.49%
Total Votes Cast	191	100.00%
Overvotes	0	
Undervotes	15	
Contest Totals	206	

Trustee, Place 5 - Collin Co. Comm. College Dist.  
Vote For 1

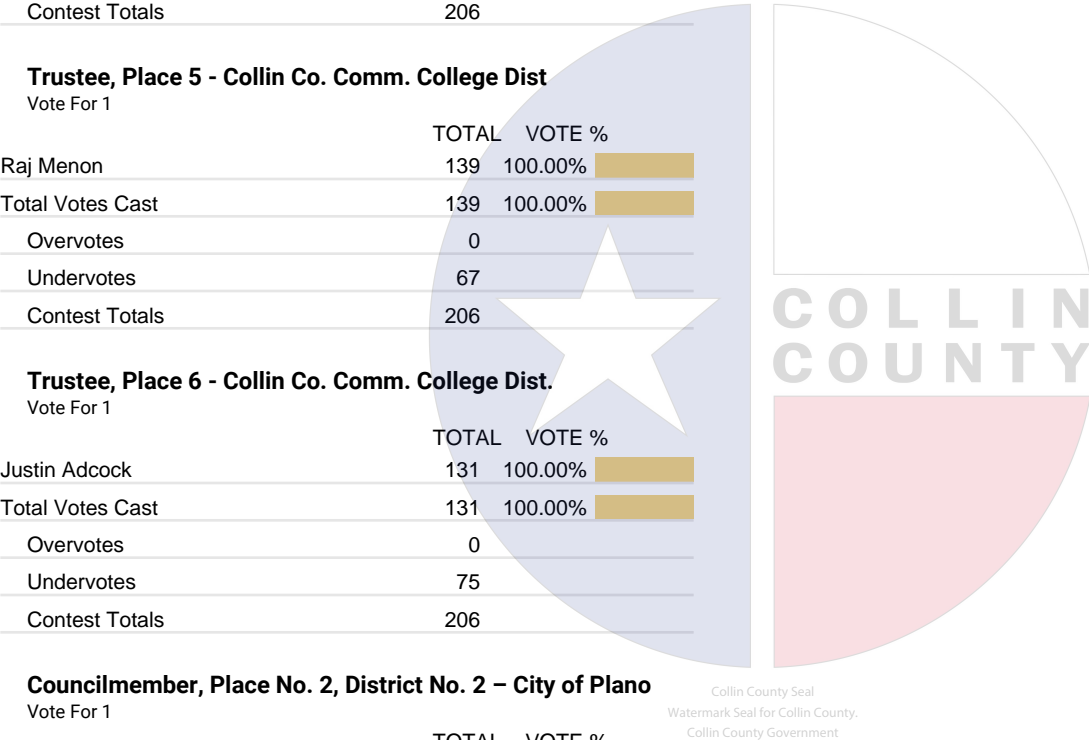
	TOTAL	VOTE %
Raj Menon	139	100.00%
Total Votes Cast	139	100.00%
Overvotes	0	
Undervotes	67	
Contest Totals	206	

Trustee, Place 6 - Collin Co. Comm. College Dist.  
Vote For 1

	TOTAL	VOTE %
Justin Adcock	131	100.00%
Total Votes Cast	131	100.00%
Overvotes	0	
Undervotes	75	
Contest Totals	206	

Councilmember, Place No. 2, District No. 2 – City of Plano  
Vote For 1

	TOTAL	VOTE %
Bob Kehr	84	43.52%
Carson K. Underwood	60	31.09%
Douglas Reeves	49	25.39%
Total Votes Cast	193	100.00%
Overvotes	0	
Undervotes	13	
Contest Totals	206	



## PCT 072

### Councilmember, Place No. 4, District No. 4 – City of Plano

Vote For 1

	TOTAL	VOTE %	
Cody Weaver	109	56.48%	<div><div></div></div>
Christene “Chris” Krupa Downs	84	43.52%	<div><div></div></div>
Total Votes Cast	193	100.00%	<div><div></div></div>
Overvotes	0		
Undervotes	13		
Contest Totals	206		

### Councilmember, Place No. 6, Mayor – City of Plano

Vote For 1

	TOTAL	VOTE %	
John Muns	136	100.00%	<div><div></div></div>
Total Votes Cast	136	100.00%	<div><div></div></div>
Overvotes	0		
Undervotes	70		
Contest Totals	206		

### Councilmember, Place No. 8 – City of Plano

Vote For 1

	TOTAL	VOTE %	
Vidal Quintanilla	81	43.32%	<div><div></div></div>
Hayden Padgett	106	56.68%	<div><div></div></div>
Total Votes Cast	187	100.00%	<div><div></div></div>
Overvotes	0		
Undervotes	19		
Contest Totals	206		

### Councilmember, Place No. 5, Unexpired Term – City of Plano


Vote For 1

	TOTAL	VOTE %	
Gary Cary	104	53.06%	<div><div></div></div>
Steve Lavine	92	46.94%	<div><div></div></div>
Total Votes Cast	196	100.00%	<div><div></div></div>
Overvotes	0		
Undervotes	10		
Contest Totals	206		

### Proposition A – City of Plano

Vote For 1

	TOTAL	VOTE %	
For	133	65.84%	<div><div></div></div>
Against	69	34.16%	<div><div></div></div>
Total Votes Cast	202	100.00%	<div><div></div></div>
Overvotes	0		
Undervotes	4		
Contest Totals	206		



PCT 072

Proposition B – City of Plano  
Vote For 1

	TOTAL	VOTE %	
For	111	54.95%	<div><div></div></div>
Against	91	45.05%	<div><div></div></div>
Total Votes Cast	202	100.00%	<div><div></div></div>
Overvotes	0		
Undervotes	4		
Contest Totals	206		

Proposition C – City of Plano  
Vote For 1

	TOTAL	VOTE %	
For	119	58.62%	<div><div></div></div>
Against	84	41.38%	<div><div></div></div>
Total Votes Cast	203	100.00%	<div><div></div></div>
Overvotes	0		
Undervotes	3		
Contest Totals	206		

Proposition D – City of Plano  
Vote For 1

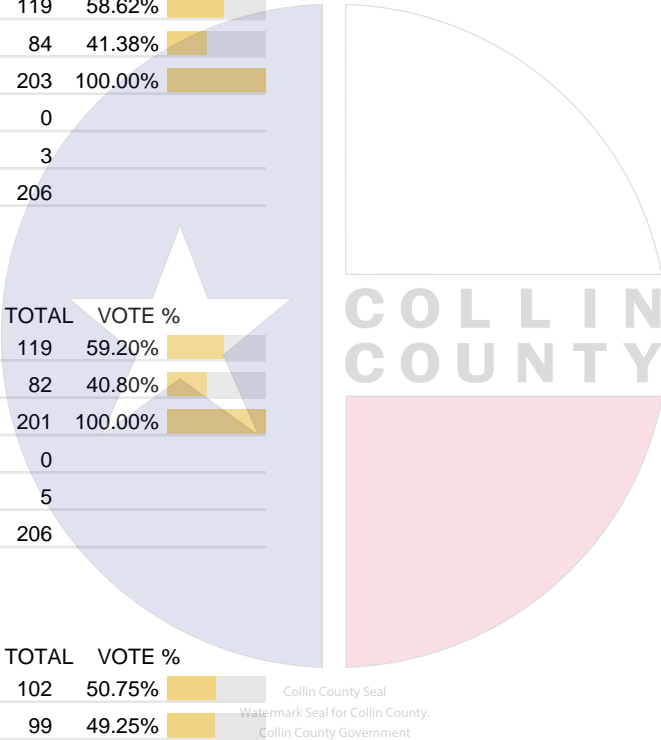
	TOTAL	VOTE %	
For	119	59.20%	<div><div></div></div>
Against	82	40.80%	<div><div></div></div>
Total Votes Cast	201	100.00%	<div><div></div></div>
Overvotes	0		
Undervotes	5		
Contest Totals	206		

Proposition E – City of Plano  
Vote For 1

	TOTAL	VOTE %	
For	102	50.75%	<div><div></div></div>
Against	99	49.25%	<div><div></div></div>
Total Votes Cast	201	100.00%	<div><div></div></div>
Overvotes	0		
Undervotes	5		
Contest Totals	206		

Proposition F – City of Plano  
Vote For 1

	TOTAL	VOTE %	
For	119	59.20%	<div><div></div></div>
Against	82	40.80%	<div><div></div></div>
Total Votes Cast	201	100.00%	<div><div></div></div>
Overvotes	0		
Undervotes	5		
Contest Totals	206		



## PCT 072

### Proposition G – City of Plano

Vote For 1

	TOTAL	VOTE %	
For	130	64.68%	<div><div></div></div>
Against	71	35.32%	<div><div></div></div>
Total Votes Cast	201	100.00%	<div><div></div></div>
Overvotes	0		
Undervotes	5		
Contest Totals	206		

### Trustee, Place 1 – Plano ISD

Vote For 1

	TOTAL	VOTE %	
Lauren Tyra	137	100.00%	<div><div></div></div>
Total Votes Cast	137	100.00%	<div><div></div></div>
Overvotes	0		
Undervotes	69		
Contest Totals	206		

### Trustee, Place 2 – Plano ISD

Vote For 1

	TOTAL	VOTE %	
Sam Johnson	148	89.70%	<div><div></div></div>
Xiomar Pierre	17	10.30%	<div><div></div></div>
Total Votes Cast	165	100.00%	<div><div></div></div>
Overvotes	0		
Undervotes	41		
Contest Totals	206		

### Trustee, Place 3 – Plano ISD


Vote For 1

	TOTAL	VOTE %	
Nancy C. Humphrey	112	64.37%	<div><div></div></div>
Harper Weaver	62	35.63%	<div><div></div></div>
Total Votes Cast	174	100.00%	<div><div></div></div>
Overvotes	0		
Undervotes	32		
Contest Totals	206		

### Trustee, Place 6 – Plano ISD

Vote For 1

	TOTAL	VOTE %	
Andrew Rettke	24	13.64%	<div><div></div></div>
Elisa Klein	81	46.02%	<div><div></div></div>
Dash Weerasinghe	71	40.34%	<div><div></div></div>
Total Votes Cast	176	100.00%	<div><div></div></div>
Overvotes	0		
Undervotes	30		
Contest Totals	206		



Collin County Seal  
Watermark Seal for Collin County.  
Collin County Government



PCT 073

Statistics	TOTAL
Registered Voters - Total	1,829
Ballots Cast - Total	154
Voter Turnout - Total	8.42%

Trustee, Place 4 - Collin Co. Comm. College Dist.  
Vote For 1

	TOTAL	VOTE %
Tamara Thomas	64	54.24%
Staci L. Weaver	54	45.76%
Total Votes Cast	118	100.00%
Overvotes	0	
Undervotes	36	
Contest Totals	154	

Trustee, Place 5 - Collin Co. Comm. College Dist  
Vote For 1

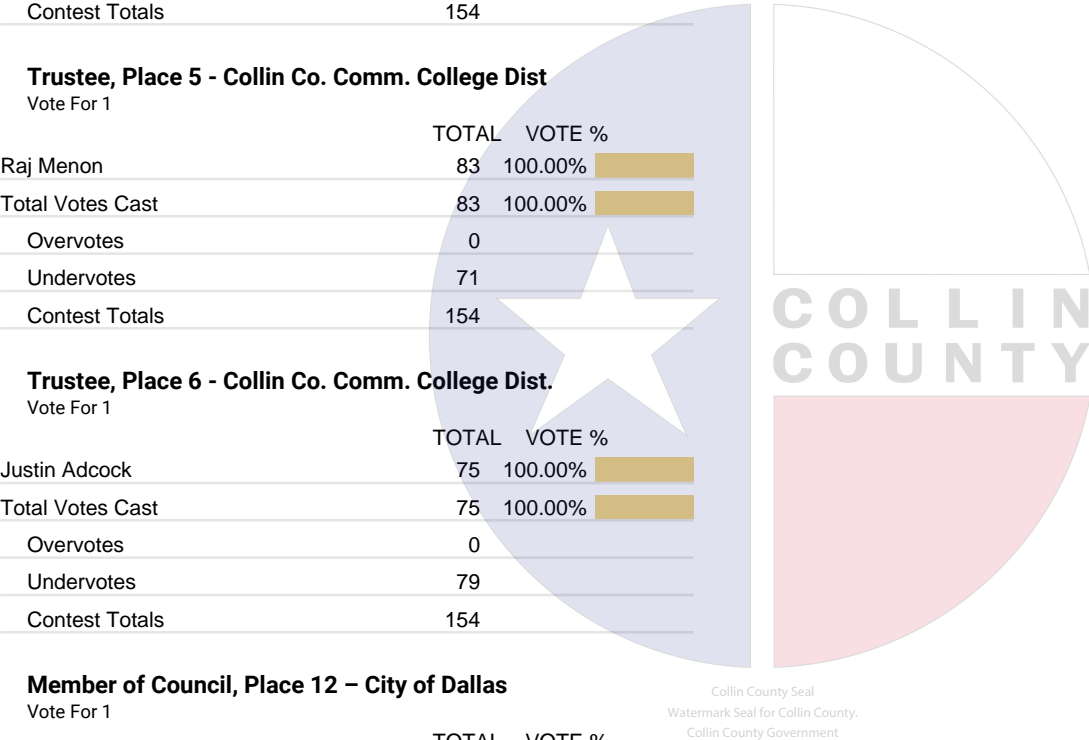
	TOTAL	VOTE %
Raj Menon	83	100.00%
Total Votes Cast	83	100.00%
Overvotes	0	
Undervotes	71	
Contest Totals	154	

Trustee, Place 6 - Collin Co. Comm. College Dist.  
Vote For 1

	TOTAL	VOTE %
Justin Adcock	75	100.00%
Total Votes Cast	75	100.00%
Overvotes	0	
Undervotes	79	
Contest Totals	154	

Member of Council, Place 12 – City of Dallas  
Vote For 1

	TOTAL	VOTE %
Cara Mendelsohn	85	55.56%
Marc Rossouw	64	41.83%
Jose Cavazos	4	2.61%
Total Votes Cast	153	100.00%
Overvotes	0	
Undervotes	1	
Contest Totals	154	



PCT 073

Trustee, Place 1 – Plano ISD  
Vote For 1

	TOTAL	VOTE %	
Lauren Tyra	88	100.00%	<div><div></div></div>
Total Votes Cast	88	100.00%	<div><div></div></div>
Overvotes	0		
Undervotes	66		
Contest Totals	154		

Trustee, Place 2 – Plano ISD  
Vote For 1

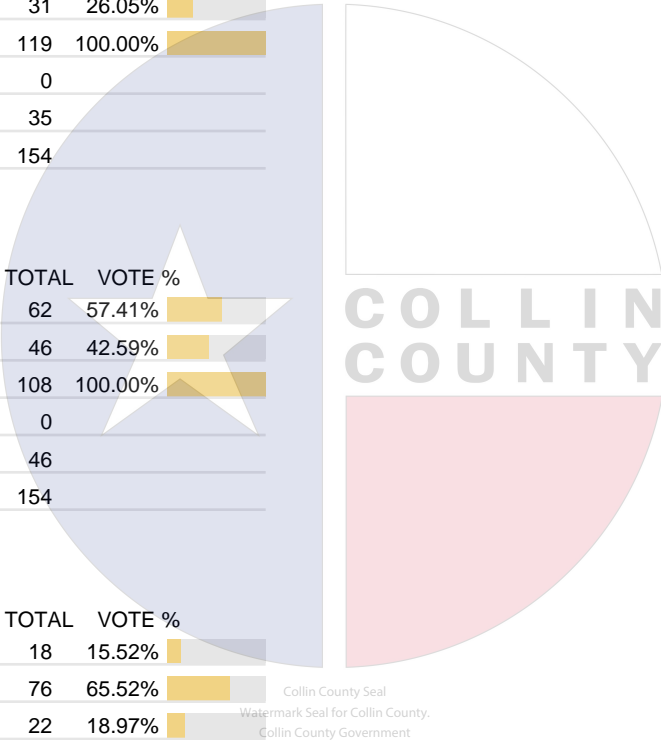
	TOTAL	VOTE %	
Sam Johnson	88	73.95%	<div><div></div><div></div></div>
Xiomar Pierre	31	26.05%	<div><div></div><div></div></div>
Total Votes Cast	119	100.00%	<div><div></div></div>
Overvotes	0		
Undervotes	35		
Contest Totals	154		

Trustee, Place 3 – Plano ISD  
Vote For 1

	TOTAL	VOTE %	
Nancy C. Humphrey	62	57.41%	<div><div></div><div></div></div>
Harper Weaver	46	42.59%	<div><div></div><div></div></div>
Total Votes Cast	108	100.00%	<div><div></div></div>
Overvotes	0		
Undervotes	46		
Contest Totals	154		

Trustee, Place 6 – Plano ISD  
Vote For 1

	TOTAL	VOTE %	
Andrew Rettke	18	15.52%	<div><div></div><div></div></div>
Elisa Klein	76	65.52%	<div><div></div><div></div></div>
Dash Weerasinghe	22	18.97%	<div><div></div><div></div></div>
Total Votes Cast	116	100.00%	<div><div></div></div>
Overvotes	0		
Undervotes	38		
Contest Totals	154		



PCT 074

Statistics	TOTAL
Registered Voters - Total	1,927
Ballots Cast - Total	305
Voter Turnout - Total	15.83%

Trustee, Place 4 - Collin Co. Comm. College Dist.  
Vote For 1

	TOTAL	VOTE %
Tamara Thomas	78	38.81%
Staci L. Weaver	123	61.19%
Total Votes Cast	201	100.00%
Overvotes	0	
Undervotes	104	
Contest Totals	305	

Trustee, Place 5 - Collin Co. Comm. College Dist.  
Vote For 1

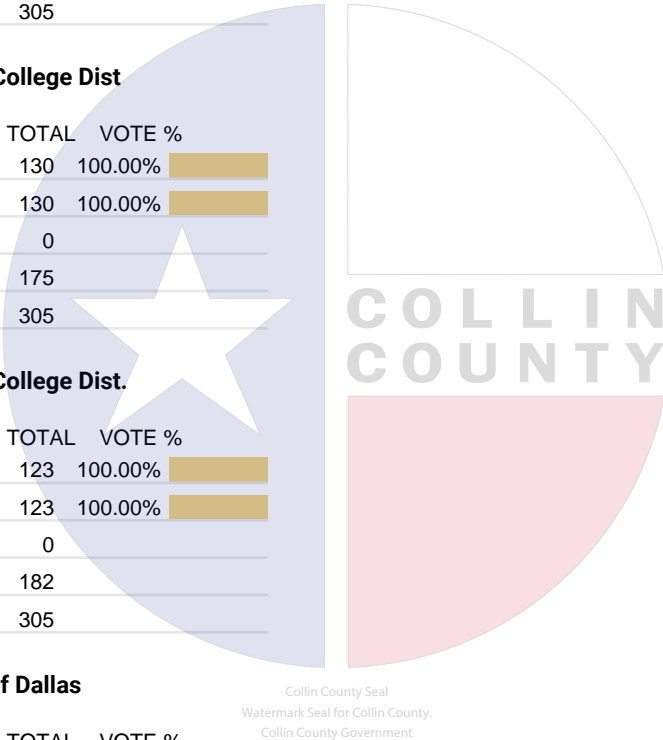
	TOTAL	VOTE %
Raj Menon	130	100.00%
Total Votes Cast	130	100.00%
Overvotes	0	
Undervotes	175	
Contest Totals	305	

Trustee, Place 6 - Collin Co. Comm. College Dist.  
Vote For 1

	TOTAL	VOTE %
Justin Adcock	123	100.00%
Total Votes Cast	123	100.00%
Overvotes	0	
Undervotes	182	
Contest Totals	305	

Member of Council, Place 12 – City of Dallas  
Vote For 1

	TOTAL	VOTE %
Cara Mendelsohn	211	69.64%
Marc Rossouw	71	23.43%
Jose Cavazos	21	6.93%
Total Votes Cast	303	100.00%
Overvotes	0	
Undervotes	2	
Contest Totals	305	



PCT 074

Trustee, Place 1 – Plano ISD  
Vote For 1

	TOTAL	VOTE %	
Lauren Tyra	134	100.00%	<div><div></div></div>
Total Votes Cast	134	100.00%	<div><div></div></div>
Overvotes	0		
Undervotes	171		
Contest Totals	305		

Trustee, Place 2 – Plano ISD  
Vote For 1

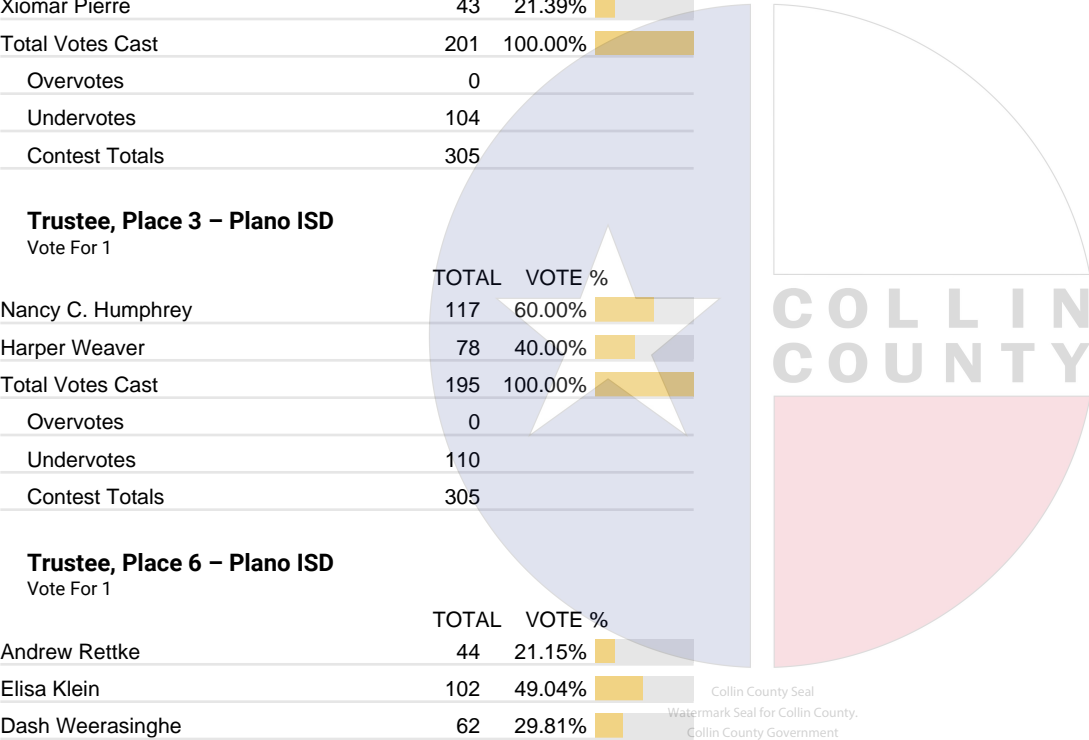
	TOTAL	VOTE %	
Sam Johnson	158	78.61%	<div><div></div></div>
Xiomar Pierre	43	21.39%	<div><div></div></div>
Total Votes Cast	201	100.00%	<div><div></div></div>
Overvotes	0		
Undervotes	104		
Contest Totals	305		

Trustee, Place 3 – Plano ISD  
Vote For 1

	TOTAL	VOTE %	
Nancy C. Humphrey	117	60.00%	<div><div></div></div>
Harper Weaver	78	40.00%	<div><div></div></div>
Total Votes Cast	195	100.00%	<div><div></div></div>
Overvotes	0		
Undervotes	110		
Contest Totals	305		

Trustee, Place 6 – Plano ISD  
Vote For 1

	TOTAL	VOTE %	
Andrew Rettke	44	21.15%	<div><div></div></div>
Elisa Klein	102	49.04%	<div><div></div></div>
Dash Weerasinghe	62	29.81%	<div><div></div></div>
Total Votes Cast	208	100.00%	<div><div></div></div>
Overvotes	0		
Undervotes	97		
Contest Totals	305		



PCT 075

Statistics	TOTAL
Registered Voters - Total	2,284
Ballots Cast - Total	249
Voter Turnout - Total	10.90%

Trustee, Place 4 - Collin Co. Comm. College Dist.  
Vote For 1

	TOTAL	VOTE %
Tamara Thomas	72	33.33%
Staci L. Weaver	144	66.67%
Total Votes Cast	216	100.00%
Overvotes	0	
Undervotes	33	
Contest Totals	249	

Trustee, Place 5 - Collin Co. Comm. College Dist.  
Vote For 1

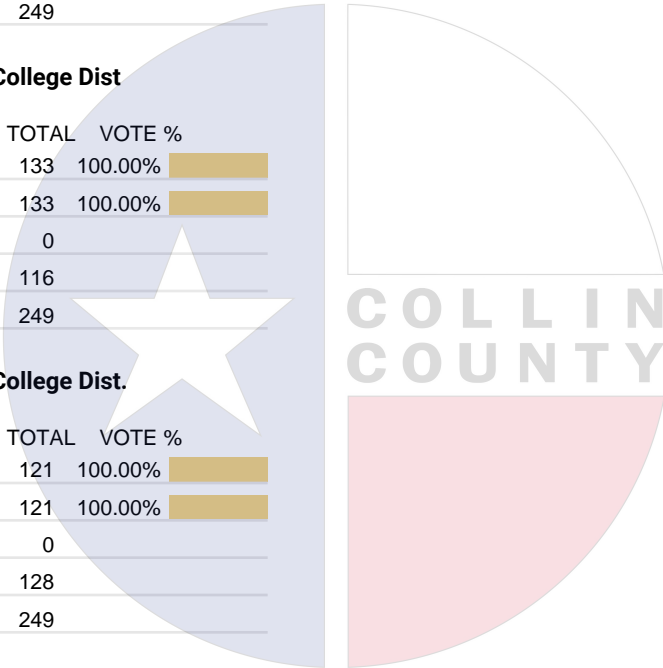
	TOTAL	VOTE %
Raj Menon	133	100.00%
Total Votes Cast	133	100.00%
Overvotes	0	
Undervotes	116	
Contest Totals	249	

Trustee, Place 6 - Collin Co. Comm. College Dist.  
Vote For 1

	TOTAL	VOTE %
Justin Adcock	121	100.00%
Total Votes Cast	121	100.00%
Overvotes	0	
Undervotes	128	
Contest Totals	249	

Councilmember, Place No. 2, District No. 2 – City of Plano  
Vote For 1

	TOTAL	VOTE %
Bob Kehr	118	50.43%
Carson K. Underwood	45	19.23%
Douglas Reeves	71	30.34%
Total Votes Cast	234	100.00%
Overvotes	0	
Undervotes	15	
Contest Totals	249	



Collin County Seal  
Watermark Seal for Collin County,  
Collin County Government

## PCT 075

### Councilmember, Place No. 4, District No. 4 – City of Plano

Vote For 1

	TOTAL	VOTE %	
Cody Weaver	137	57.32%	<div><div></div></div>
Christene “Chris” Krupa Downs	102	42.68%	<div><div></div></div>
Total Votes Cast	239	100.00%	<div><div></div></div>
Overvotes	0		
Undervotes	10		
Contest Totals	249		

### Councilmember, Place No. 6, Mayor – City of Plano

Vote For 1

	TOTAL	VOTE %	
John Muns	165	100.00%	<div><div></div></div>
Total Votes Cast	165	100.00%	<div><div></div></div>
Overvotes	0		
Undervotes	84		
Contest Totals	249		

### Councilmember, Place No. 8 – City of Plano

Vote For 1

	TOTAL	VOTE %	
Vidal Quintanilla	111	49.33%	<div><div></div></div>
Hayden Padgett	114	50.67%	<div><div></div></div>
Total Votes Cast	225	100.00%	<div><div></div></div>
Overvotes	0		
Undervotes	24		
Contest Totals	249		

### Councilmember, Place No. 5, Unexpired Term – City of Plano

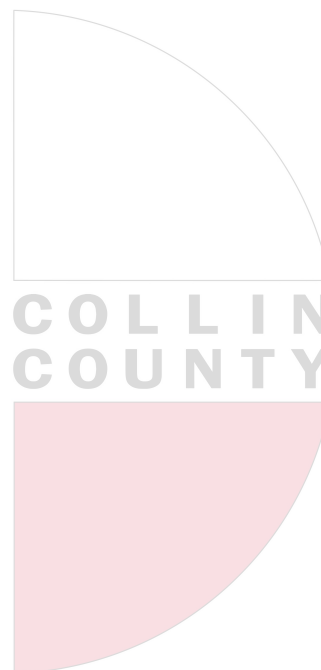
Vote For 1

	TOTAL	VOTE %	
Gary Cary	123	52.34%	<div><div></div></div>
Steve Lavine	112	47.66%	<div><div></div></div>
Total Votes Cast	235	100.00%	<div><div></div></div>
Overvotes	0		
Undervotes	14		
Contest Totals	249		

### Proposition A – City of Plano

Vote For 1

	TOTAL	VOTE %	
For	174	72.20%	<div><div></div></div>
Against	67	27.80%	<div><div></div></div>
Total Votes Cast	241	100.00%	<div><div></div></div>
Overvotes	0		
Undervotes	8		
Contest Totals	249		



## PCT 075

### Proposition B – City of Plano

Vote For 1

	TOTAL	VOTE %	
For	159	65.70%	<div><div></div></div>
Against	83	34.30%	<div><div></div></div>
Total Votes Cast	242	100.00%	<div><div></div></div>
Overvotes	0		
Undervotes	7		
Contest Totals	249		

### Proposition C – City of Plano

Vote For 1

	TOTAL	VOTE %	
For	153	65.11%	<div><div></div></div>
Against	82	34.89%	<div><div></div></div>
Total Votes Cast	235	100.00%	<div><div></div></div>
Overvotes	0		
Undervotes	14		
Contest Totals	249		

### Proposition D – City of Plano

Vote For 1

	TOTAL	VOTE %	
For	150	64.94%	<div><div></div></div>
Against	81	35.06%	<div><div></div></div>
Total Votes Cast	231	100.00%	<div><div></div></div>
Overvotes	0		
Undervotes	18		
Contest Totals	249		

### Proposition E – City of Plano

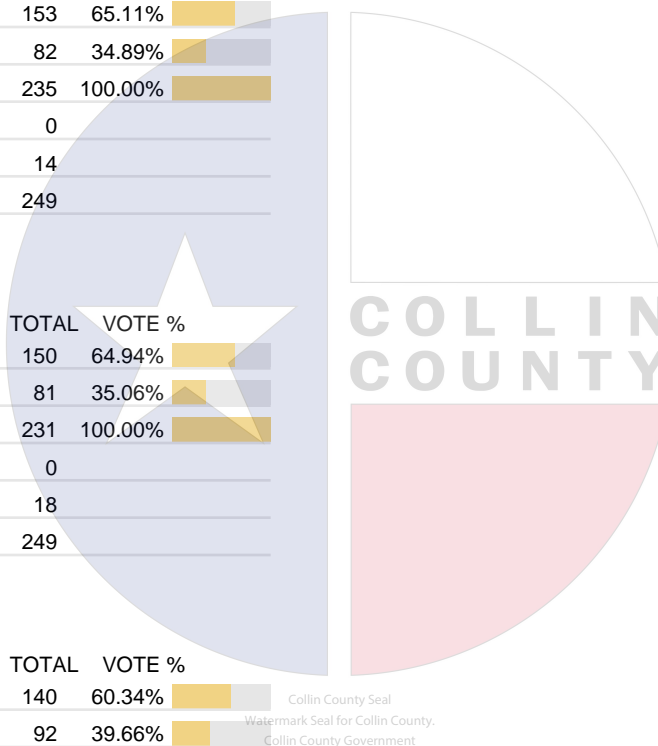
Vote For 1

	TOTAL	VOTE %	
For	140	60.34%	<div><div></div></div>
Against	92	39.66%	<div><div></div></div>
Total Votes Cast	232	100.00%	<div><div></div></div>
Overvotes	0		
Undervotes	17		
Contest Totals	249		

### Proposition F – City of Plano

Vote For 1

	TOTAL	VOTE %	
For	134	57.51%	<div><div></div></div>
Against	99	42.49%	<div><div></div></div>
Total Votes Cast	233	100.00%	<div><div></div></div>
Overvotes	0		
Undervotes	16		
Contest Totals	249		



## PCT 075

### Proposition G – City of Plano

Vote For 1

	TOTAL	VOTE %	
For	160	68.67%	<div><div></div></div>
Against	73	31.33%	<div><div></div></div>
Total Votes Cast	233	100.00%	<div><div></div></div>
Overvotes	0		
Undervotes	16		
Contest Totals	249		

### Trustee, Place 1 – Plano ISD

Vote For 1

	TOTAL	VOTE %	
Lauren Tyra	139	100.00%	<div><div></div></div>
Total Votes Cast	139	100.00%	<div><div></div></div>
Overvotes	0		
Undervotes	110		
Contest Totals	249		

### Trustee, Place 2 – Plano ISD

Vote For 1

	TOTAL	VOTE %	
Sam Johnson	171	90.96%	<div><div></div></div>
Xiomar Pierre	17	9.04%	<div><div></div></div>
Total Votes Cast	188	100.00%	<div><div></div></div>
Overvotes	0		
Undervotes	61		
Contest Totals	249		

### Trustee, Place 3 – Plano ISD


Vote For 1

	TOTAL	VOTE %	
Nancy C. Humphrey	147	73.87%	<div><div></div></div>
Harper Weaver	52	26.13%	<div><div></div></div>
Total Votes Cast	199	100.00%	<div><div></div></div>
Overvotes	0		
Undervotes	50		
Contest Totals	249		

### Trustee, Place 6 – Plano ISD

Vote For 1

	TOTAL	VOTE %	
Andrew Rettke	30	14.22%	<div><div></div></div>
Elisa Klein	100	47.39%	<div><div></div></div>
Dash Weerasinghe	81	38.39%	<div><div></div></div>
Total Votes Cast	211	100.00%	<div><div></div></div>
Overvotes	0		
Undervotes	38		
Contest Totals	249		



Collin County Seal  
Watermark Seal for Collin County.  
Collin County Government



PCT 076

Statistics	TOTAL
Registered Voters - Total	3,203
Ballots Cast - Total	501
Voter Turnout - Total	15.64%

Trustee, Place 4 - Collin Co. Comm. College Dist.  
Vote For 1

	TOTAL	VOTE %
Tamara Thomas	171	39.68%
Staci L. Weaver	260	60.32%
Total Votes Cast	431	100.00%
Overvotes	0	
Undervotes	70	
Contest Totals	501	

Trustee, Place 5 - Collin Co. Comm. College Dist.  
Vote For 1

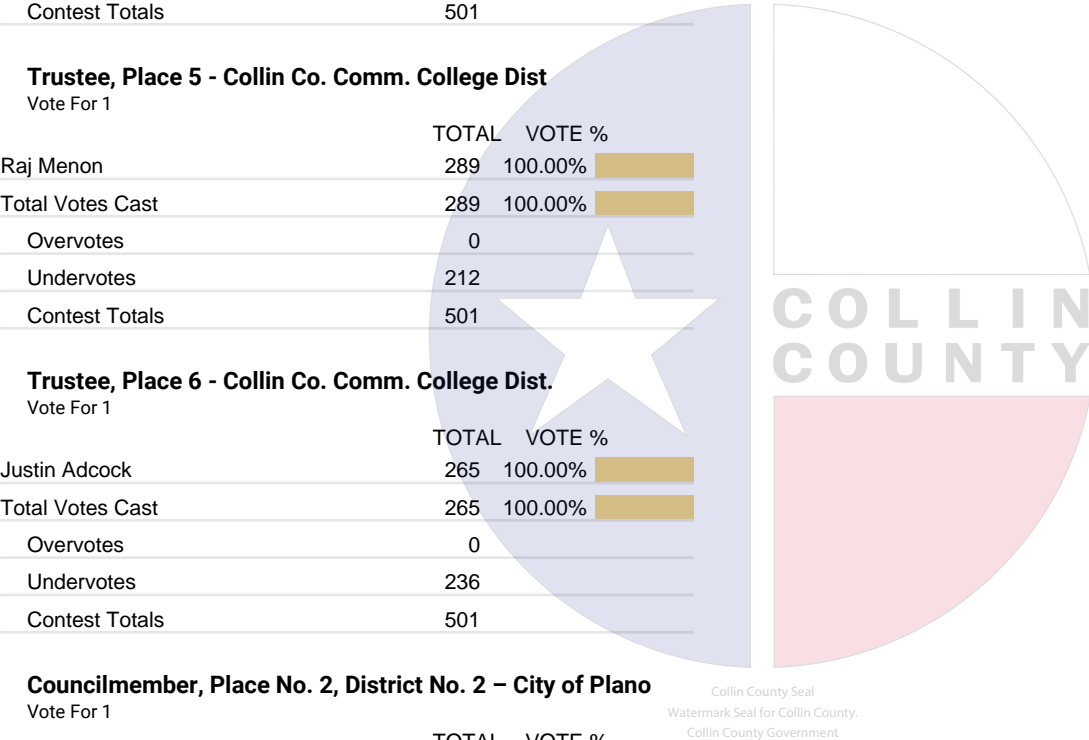
	TOTAL	VOTE %
Raj Menon	289	100.00%
Total Votes Cast	289	100.00%
Overvotes	0	
Undervotes	212	
Contest Totals	501	

Trustee, Place 6 - Collin Co. Comm. College Dist.  
Vote For 1

	TOTAL	VOTE %
Justin Adcock	265	100.00%
Total Votes Cast	265	100.00%
Overvotes	0	
Undervotes	236	
Contest Totals	501	

Councilmember, Place No. 2, District No. 2 – City of Plano  
Vote For 1

	TOTAL	VOTE %
Bob Kehr	251	52.29%
Carson K. Underwood	123	25.62%
Douglas Reeves	106	22.08%
Total Votes Cast	480	100.00%
Overvotes	0	
Undervotes	21	
Contest Totals	501	



## PCT 076

### Councilmember, Place No. 4, District No. 4 – City of Plano

Vote For 1

	TOTAL	VOTE %	
Cody Weaver	241	51.39%	<div><div></div></div>
Christene “Chris” Krupa Downs	228	48.61%	<div><div></div></div>
Total Votes Cast	469	100.00%	<div><div></div></div>
Overvotes	0		
Undervotes	32		
Contest Totals	501		

### Councilmember, Place No. 6, Mayor – City of Plano

Vote For 1

	TOTAL	VOTE %	
John Muns	351	100.00%	<div><div></div></div>
Total Votes Cast	351	100.00%	<div><div></div></div>
Overvotes	0		
Undervotes	150		
Contest Totals	501		

### Councilmember, Place No. 8 – City of Plano

Vote For 1

	TOTAL	VOTE %	
Vidal Quintanilla	208	43.61%	<div><div></div></div>
Hayden Padgett	269	56.39%	<div><div></div></div>
Total Votes Cast	477	100.00%	<div><div></div></div>
Overvotes	0		
Undervotes	24		
Contest Totals	501		

### Councilmember, Place No. 5, Unexpired Term – City of Plano

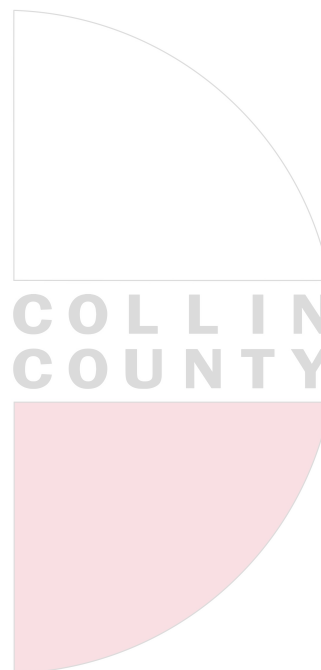
Vote For 1

	TOTAL	VOTE %	
Gary Cary	226	48.50%	<div><div></div></div>
Steve Lavine	240	51.50%	<div><div></div></div>
Total Votes Cast	466	100.00%	<div><div></div></div>
Overvotes	0		
Undervotes	35		
Contest Totals	501		

### Proposition A – City of Plano

Vote For 1




	TOTAL	VOTE %	
For	353	74.00%	<div><div></div></div>
Against	124	26.00%	<div><div></div></div>
Total Votes Cast	477	100.00%	<div><div></div></div>
Overvotes	0		
Undervotes	24		
Contest Totals	501		



## PCT 076




### Proposition B – City of Plano

Vote For 1

	TOTAL	VOTE %	
For	313	65.48%	
Against	165	34.52%	
Total Votes Cast	478	100.00%	
Overvotes	0		
Undervotes	23		
Contest Totals	501		




### Proposition C – City of Plano

Vote For 1

	TOTAL	VOTE %	
For	312	65.68%	
Against	163	34.32%	
Total Votes Cast	475	100.00%	
Overvotes	0		
Undervotes	26		
Contest Totals	501		




### Proposition D – City of Plano

Vote For 1

	TOTAL	VOTE %	
For	321	67.72%	
Against	153	32.28%	
Total Votes Cast	474	100.00%	
Overvotes	0		
Undervotes	27		
Contest Totals	501		




### Proposition E – City of Plano

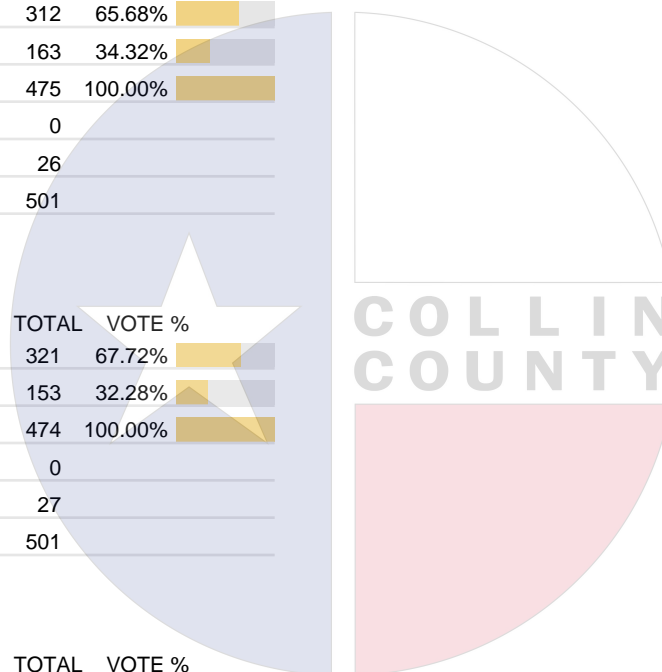
Vote For 1

	TOTAL	VOTE %	
For	274	60.49%	
Against	179	39.51%	
Total Votes Cast	453	100.00%	
Overvotes	0		
Undervotes	48		
Contest Totals	501		

### Proposition F – City of Plano

Vote For 1

	TOTAL	VOTE %	
For	317	66.88%	
Against	157	33.12%	
Total Votes Cast	474	100.00%	
Overvotes	0		
Undervotes	27		
Contest Totals	501		



## PCT 076

### Proposition G – City of Plano

Vote For 1

	TOTAL	VOTE %	
For	342	72.30%	<div><div></div></div>
Against	131	27.70%	<div><div></div></div>
Total Votes Cast	473	100.00%	<div><div></div></div>
Overvotes	0		
Undervotes	28		
Contest Totals	501		

### Trustee, Place 1 – Plano ISD

Vote For 1

	TOTAL	VOTE %	
Lauren Tyra	289	100.00%	<div><div></div></div>
Total Votes Cast	289	100.00%	<div><div></div></div>
Overvotes	0		
Undervotes	212		
Contest Totals	501		

### Trustee, Place 2 – Plano ISD

Vote For 1

	TOTAL	VOTE %	
Sam Johnson	361	88.92%	<div><div></div></div>
Xiomar Pierre	45	11.08%	<div><div></div></div>
Total Votes Cast	406	100.00%	<div><div></div></div>
Overvotes	0		
Undervotes	95		
Contest Totals	501		

### Trustee, Place 3 – Plano ISD


Vote For 1

	TOTAL	VOTE %	
Nancy C. Humphrey	274	66.02%	<div><div></div></div>
Harper Weaver	141	33.98%	<div><div></div></div>
Total Votes Cast	415	100.00%	<div><div></div></div>
Overvotes	0		
Undervotes	86		
Contest Totals	501		

### Trustee, Place 6 – Plano ISD

Vote For 1

	TOTAL	VOTE %	
Andrew Rettke	42	9.66%	<div><div></div></div>
Elisa Klein	210	48.28%	<div><div></div></div>
Dash Weerasinghe	183	42.07%	<div><div></div></div>
Total Votes Cast	435	100.00%	<div><div></div></div>
Overvotes	0		
Undervotes	66		
Contest Totals	501		



Collin County Seal  
Watermark Seal for Collin County.  
Collin County Government

PCT 077

Statistics	TOTAL
Registered Voters - Total	3,558
Ballots Cast - Total	403
Voter Turnout - Total	11.33%

Trustee, Place 4 - Collin Co. Comm. College Dist.  
Vote For 1

	TOTAL	VOTE %
Tamara Thomas	169	47.61%
Staci L. Weaver	186	52.39%
Total Votes Cast	355	100.00%
Overvotes	0	
Undervotes	48	
Contest Totals	403	

Trustee, Place 5 - Collin Co. Comm. College Dist.  
Vote For 1

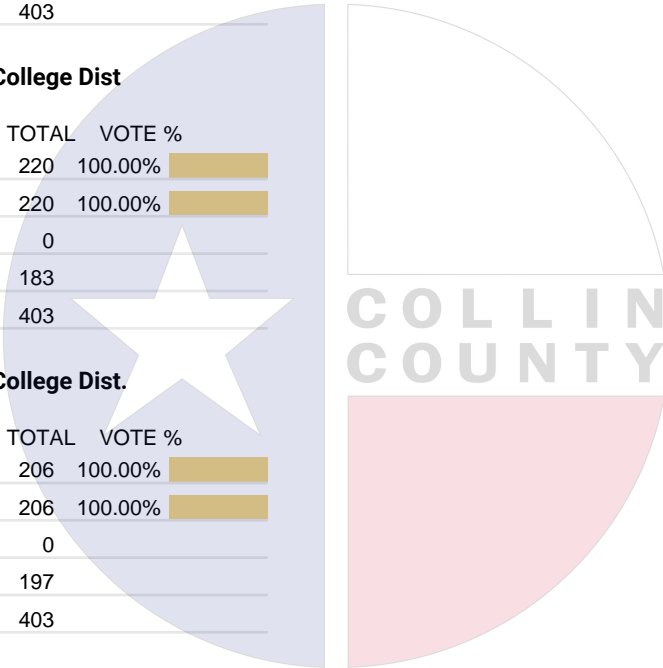
	TOTAL	VOTE %
Raj Menon	220	100.00%
Total Votes Cast	220	100.00%
Overvotes	0	
Undervotes	183	
Contest Totals	403	

Trustee, Place 6 - Collin Co. Comm. College Dist.  
Vote For 1

	TOTAL	VOTE %
Justin Adcock	206	100.00%
Total Votes Cast	206	100.00%
Overvotes	0	
Undervotes	197	
Contest Totals	403	

Councilmember, Place No. 2, District No. 2 – City of Plano  
Vote For 1

	TOTAL	VOTE %
Bob Kehr	201	53.60%
Carson K. Underwood	77	20.53%
Douglas Reeves	97	25.87%
Total Votes Cast	375	100.00%
Overvotes	0	
Undervotes	28	
Contest Totals	403	



Collin County Seal  
Watermark Seal for Collin County,  
Collin County Government

## PCT 077

### Councilmember, Place No. 4, District No. 4 – City of Plano

Vote For 1

	TOTAL	VOTE %	
Cody Weaver	166	45.73%	<div><div></div></div>
Christene “Chris” Krupa Downs	197	54.27%	<div><div></div></div>
Total Votes Cast	363	100.00%	<div><div></div></div>
Overvotes	0		
Undervotes	40		
Contest Totals	403		

### Councilmember, Place No. 6, Mayor – City of Plano

Vote For 1

	TOTAL	VOTE %	
John Muns	279	100.00%	<div><div></div></div>
Total Votes Cast	279	100.00%	<div><div></div></div>
Overvotes	0		
Undervotes	124		
Contest Totals	403		

### Councilmember, Place No. 8 – City of Plano

Vote For 1

	TOTAL	VOTE %	
Vidal Quintanilla	189	51.22%	<div><div></div></div>
Hayden Padgett	180	48.78%	<div><div></div></div>
Total Votes Cast	369	100.00%	<div><div></div></div>
Overvotes	0		
Undervotes	34		
Contest Totals	403		

### Councilmember, Place No. 5, Unexpired Term – City of Plano


Vote For 1

	TOTAL	VOTE %	
Gary Cary	148	40.55%	<div><div></div></div>
Steve Lavine	217	59.45%	<div><div></div></div>
Total Votes Cast	365	100.00%	<div><div></div></div>
Overvotes	0		
Undervotes	38		
Contest Totals	403		

### Proposition A – City of Plano

Vote For 1

	TOTAL	VOTE %	
For	279	71.54%	<div><div></div></div>
Against	111	28.46%	<div><div></div></div>
Total Votes Cast	390	100.00%	<div><div></div></div>
Overvotes	0		
Undervotes	13		
Contest Totals	403		



## PCT 077

### Proposition B – City of Plano

Vote For 1

	TOTAL	VOTE %	
For	225	57.69%	<div><div></div></div>
Against	165	42.31%	<div><div></div></div>
Total Votes Cast	390	100.00%	<div><div></div></div>
Overvotes	0		
Undervotes	13		
Contest Totals	403		

### Proposition C – City of Plano

Vote For 1

	TOTAL	VOTE %	
For	228	59.69%	<div><div></div></div>
Against	154	40.31%	<div><div></div></div>
Total Votes Cast	382	100.00%	<div><div></div></div>
Overvotes	0		
Undervotes	21		
Contest Totals	403		

### Proposition D – City of Plano

Vote For 1

	TOTAL	VOTE %	
For	234	61.58%	<div><div></div></div>
Against	146	38.42%	<div><div></div></div>
Total Votes Cast	380	100.00%	<div><div></div></div>
Overvotes	0		
Undervotes	23		
Contest Totals	403		

### Proposition E – City of Plano

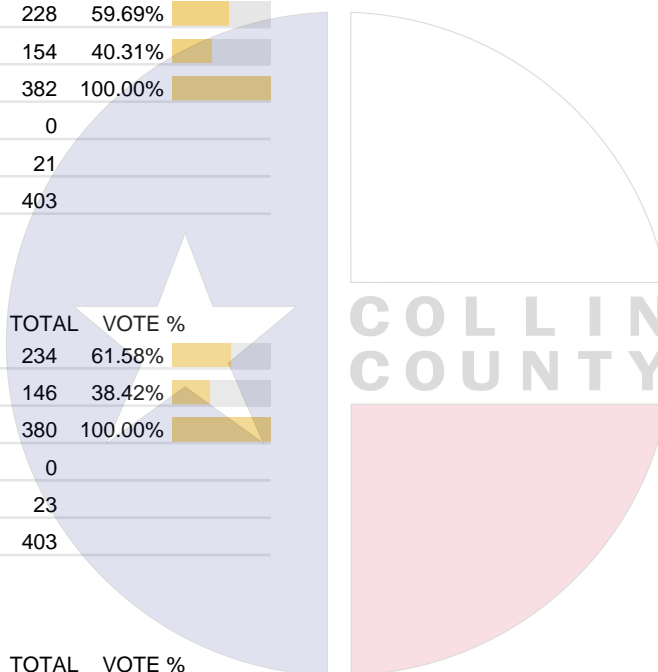
Vote For 1

	TOTAL	VOTE %	
For	196	51.99%	<div><div></div></div>
Against	181	48.01%	<div><div></div></div>
Total Votes Cast	377	100.00%	<div><div></div></div>
Overvotes	0		
Undervotes	26		
Contest Totals	403		

### Proposition F – City of Plano

Vote For 1

	TOTAL	VOTE %	
For	254	66.32%	<div><div></div></div>
Against	129	33.68%	<div><div></div></div>
Total Votes Cast	383	100.00%	<div><div></div></div>
Overvotes	0		
Undervotes	20		
Contest Totals	403		



Collin County Seal  
Watermark Seal for Collin County.  
Collin County Government

## PCT 077

### Proposition G – City of Plano

Vote For 1

	TOTAL	VOTE %	
For	272	71.20%	<div><div></div></div>
Against	110	28.80%	<div><div></div></div>
Total Votes Cast	382	100.00%	<div><div></div></div>
Overvotes	0		
Undervotes	21		
Contest Totals	403		

### Trustee, Place 1 – Plano ISD

Vote For 1

	TOTAL	VOTE %	
Lauren Tyra	239	100.00%	<div><div></div></div>
Total Votes Cast	239	100.00%	<div><div></div></div>
Overvotes	0		
Undervotes	164		
Contest Totals	403		

### Trustee, Place 2 – Plano ISD

Vote For 1

	TOTAL	VOTE %	
Sam Johnson	282	83.43%	<div><div></div></div>
Xiomar Pierre	56	16.57%	<div><div></div></div>
Total Votes Cast	338	100.00%	<div><div></div></div>
Overvotes	0		
Undervotes	65		
Contest Totals	403		

### Trustee, Place 3 – Plano ISD


Vote For 1

	TOTAL	VOTE %	
Nancy C. Humphrey	224	66.87%	<div><div></div></div>
Harper Weaver	111	33.13%	<div><div></div></div>
Total Votes Cast	335	100.00%	<div><div></div></div>
Overvotes	0		
Undervotes	68		
Contest Totals	403		

### Trustee, Place 6 – Plano ISD

Vote For 1

	TOTAL	VOTE %	
Andrew Rettke	65	18.47%	<div><div></div></div>
Elisa Klein	191	54.26%	<div><div></div></div>
Dash Weerasinghe	96	27.27%	<div><div></div></div>
Total Votes Cast	352	100.00%	<div><div></div></div>
Overvotes	0		
Undervotes	51		
Contest Totals	403		



Collin County Seal  
Watermark Seal for Collin County.  
Collin County Government



## PCT 078

### Statistics

	TOTAL
Registered Voters - Total	4,635
Ballots Cast - Total	450
Voter Turnout - Total	9.71%

#### Trustee, Place 4 - Collin Co. Comm. College Dist.

Vote For 1

	TOTAL	VOTE %	
Tamara Thomas	140	41.06%	<div><div></div></div>
Staci L. Weaver	201	58.94%	<div><div></div></div>
Total Votes Cast	341	100.00%	<div><div></div></div>
Overvotes	0		
Undervotes	109		
Contest Totals	450		

#### Trustee, Place 5 - Collin Co. Comm. College Dist

Vote For 1

	TOTAL	VOTE %	
Raj Menon	216	100.00%	<div><div></div></div>
Total Votes Cast	216	100.00%	<div><div></div></div>
Overvotes	0		
Undervotes	234		
Contest Totals	450		

#### Trustee, Place 6 - Collin Co. Comm. College Dist.

Vote For 1

	TOTAL	VOTE %	
Justin Adcock	218	100.00%	<div><div></div></div>
Total Votes Cast	218	100.00%	<div><div></div></div>
Overvotes	0		
Undervotes	232		
Contest Totals	450		

#### Council Member, Place 1 – City of Richardson

Vote For 1

	TOTAL	VOTE %	
Curtis Dorian	236	100.00%	<div><div></div></div>
Total Votes Cast	236	100.00%	<div><div></div></div>
Overvotes	0		
Undervotes	214		
Contest Totals	450		

#### Council Member, Place 2 – City of Richardson

Vote For 1

	TOTAL	VOTE %	
Jennifer Justice	264	100.00%	<div><div></div></div>
Total Votes Cast	264	100.00%	<div><div></div></div>
Overvotes	0		
Undervotes	186		
Contest Totals	450		

Collin County Seal  
Watermark Seal for Collin County,  
Collin County Government

## PCT 078

### Council Member, Place 3 – City of Richardson

Vote For 1

	TOTAL	VOTE %	
Dan Barrios	250	100.00%	<div><div></div></div>
Total Votes Cast	250	100.00%	<div><div></div></div>
Overvotes	0		
Undervotes	200		
Contest Totals	450		

### Council Member, Place 4 – City of Richardson

Vote For 1

	TOTAL	VOTE %	
Joe Corcoran	250	100.00%	<div><div></div></div>
Total Votes Cast	250	100.00%	<div><div></div></div>
Overvotes	0		
Undervotes	200		
Contest Totals	450		

### Council Member, Place 5 – City of Richardson

Vote For 1

	TOTAL	VOTE %	
Ken Hutchenrider	241	100.00%	<div><div></div></div>
Total Votes Cast	241	100.00%	<div><div></div></div>
Overvotes	0		
Undervotes	209		
Contest Totals	450		

### Council Member, Place 6 – City of Richardson

Vote For 1

	TOTAL	VOTE %	
Arefin Shamsul	234	59.54%	<div><div></div></div>
Lisa Marie Kupfer	159	40.46%	<div><div></div></div>
Total Votes Cast	393	100.00%	<div><div></div></div>
Overvotes	0		
Undervotes	57		
Contest Totals	450		

Collin County Seal  
Watermark Seal for Collin County,  
Collin County Government

### Mayor, Place 7 – City of Richardson

Vote For 1

	TOTAL	VOTE %	
Alan C. North	21	4.71%	<div><div></div></div>
Amir Omar	222	49.78%	<div><div></div></div>
Bob Dubey	203	45.52%	<div><div></div></div>
Total Votes Cast	446	100.00%	<div><div></div></div>
Overvotes	0		
Undervotes	4		
Contest Totals	450		

PCT 078

Trustee, Place 1 – Plano ISD  
Vote For 1

	TOTAL	VOTE %	
Lauren Tyra	221	100.00%	<div><div></div></div>
Total Votes Cast	221	100.00%	<div><div></div></div>
Overvotes	0		
Undervotes	229		
Contest Totals	450		

Trustee, Place 2 – Plano ISD  
Vote For 1

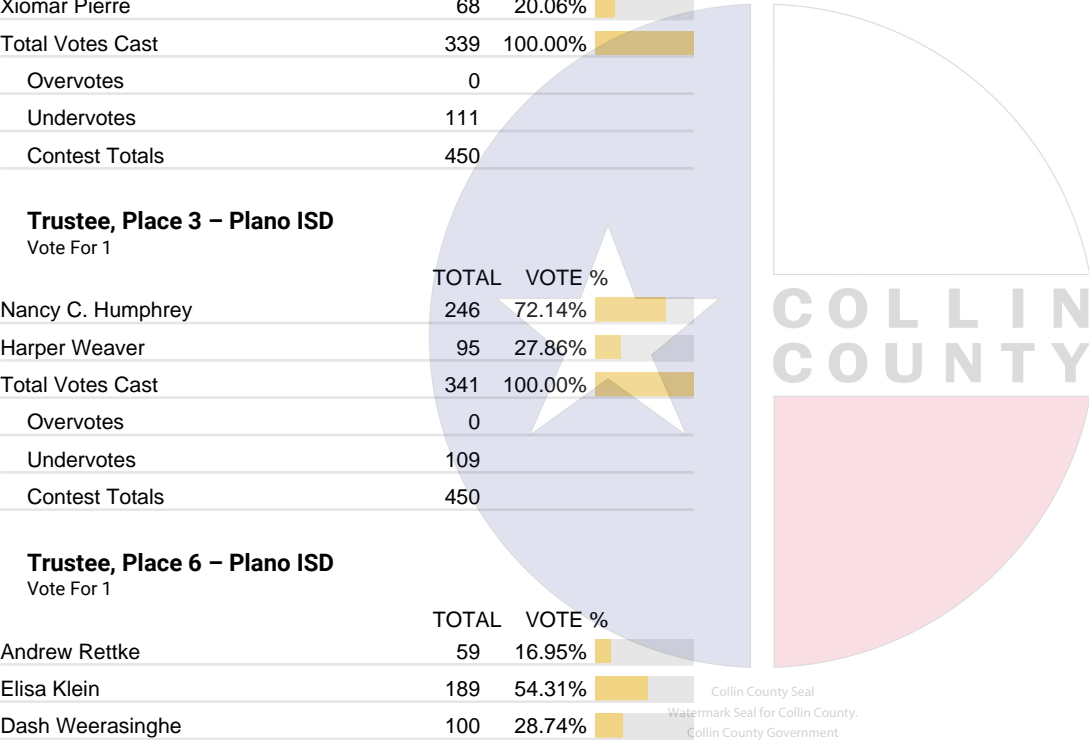
	TOTAL	VOTE %	
Sam Johnson	271	79.94%	<div><div></div></div>
Xiomar Pierre	68	20.06%	<div><div></div></div>
Total Votes Cast	339	100.00%	<div><div></div></div>
Overvotes	0		
Undervotes	111		
Contest Totals	450		

Trustee, Place 3 – Plano ISD  
Vote For 1

	TOTAL	VOTE %	
Nancy C. Humphrey	246	72.14%	<div><div></div></div>
Harper Weaver	95	27.86%	<div><div></div></div>
Total Votes Cast	341	100.00%	<div><div></div></div>
Overvotes	0		
Undervotes	109		
Contest Totals	450		

Trustee, Place 6 – Plano ISD  
Vote For 1

	TOTAL	VOTE %	
Andrew Rettke	59	16.95%	<div><div></div></div>
Elisa Klein	189	54.31%	<div><div></div></div>
Dash Weerasinghe	100	28.74%	<div><div></div></div>
Total Votes Cast	348	100.00%	<div><div></div></div>
Overvotes	0		
Undervotes	102		
Contest Totals	450		



PCT 079

Statistics	TOTAL
Registered Voters - Total	2,615
Ballots Cast - Total	295
Voter Turnout - Total	11.28%

Trustee, Place 4 - Collin Co. Comm. College Dist.  
Vote For 1

	TOTAL	VOTE %
Tamara Thomas	77	38.89%
Staci L. Weaver	121	61.11%
Total Votes Cast	198	100.00%
Overvotes	0	
Undervotes	97	
Contest Totals	295	

Trustee, Place 5 - Collin Co. Comm. College Dist.  
Vote For 1

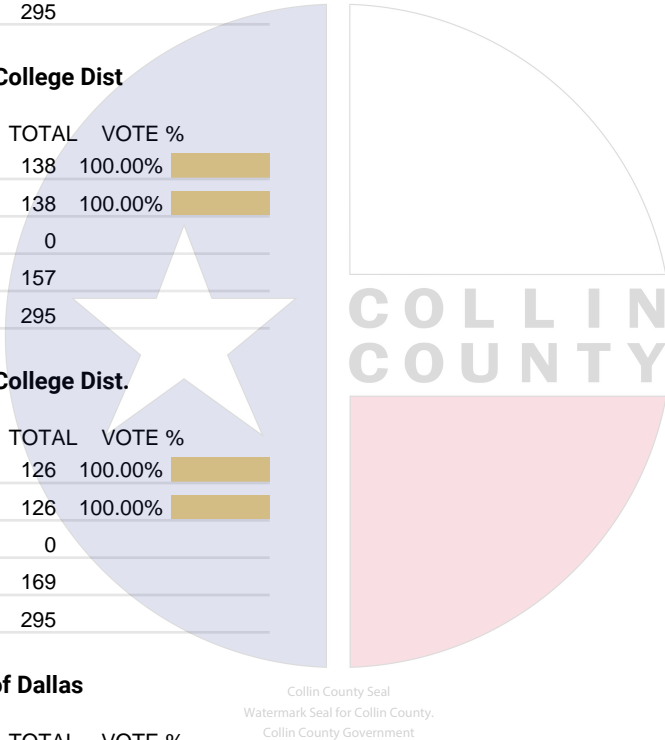
	TOTAL	VOTE %
Raj Menon	138	100.00%
Total Votes Cast	138	100.00%
Overvotes	0	
Undervotes	157	
Contest Totals	295	

Trustee, Place 6 - Collin Co. Comm. College Dist.  
Vote For 1

	TOTAL	VOTE %
Justin Adcock	126	100.00%
Total Votes Cast	126	100.00%
Overvotes	0	
Undervotes	169	
Contest Totals	295	

Member of Council, Place 12 – City of Dallas  
Vote For 1

	TOTAL	VOTE %
Cara Mendelsohn	206	70.55%
Marc Rossouw	63	21.58%
Jose Cavazos	23	7.88%
Total Votes Cast	292	100.00%
Overvotes	0	
Undervotes	3	
Contest Totals	295	



PCT 079

Trustee, Place 1 – Plano ISD  
Vote For 1

	TOTAL	VOTE %	
Lauren Tyra	142	100.00%	<div><div></div></div>
Total Votes Cast	142	100.00%	<div><div></div></div>
Overvotes	0		
Undervotes	153		
Contest Totals	295		

Trustee, Place 2 – Plano ISD  
Vote For 1

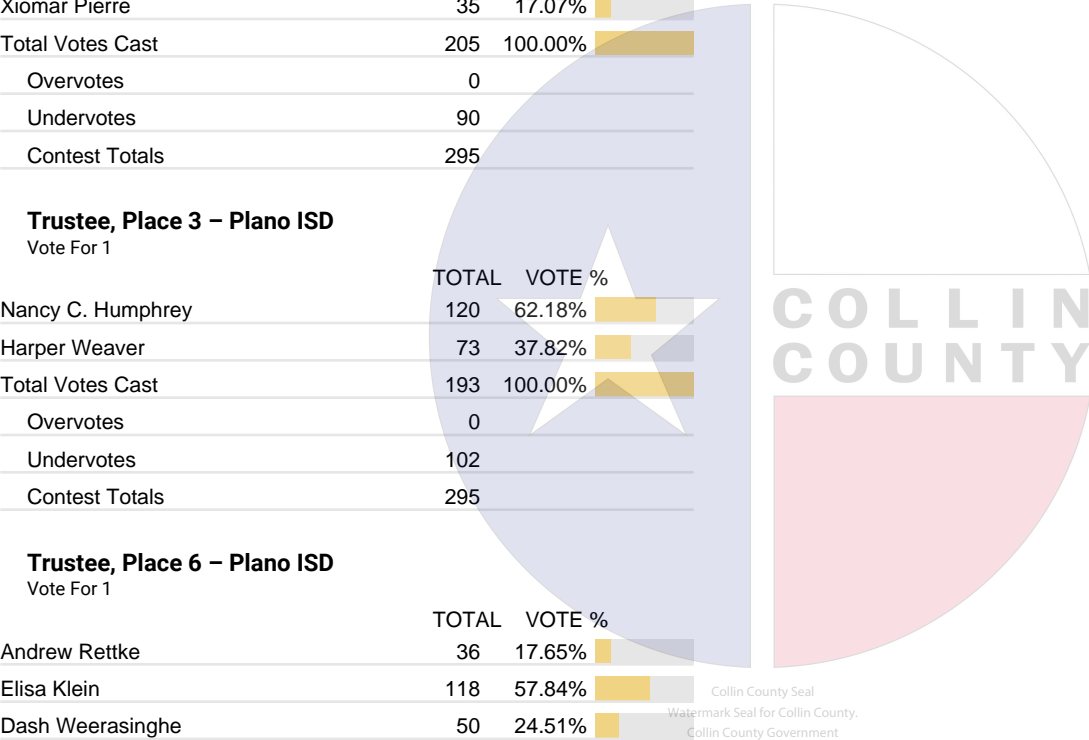
	TOTAL	VOTE %	
Sam Johnson	170	82.93%	<div><div></div></div>
Xiomar Pierre	35	17.07%	<div><div></div></div>
Total Votes Cast	205	100.00%	<div><div></div></div>
Overvotes	0		
Undervotes	90		
Contest Totals	295		

Trustee, Place 3 – Plano ISD  
Vote For 1

	TOTAL	VOTE %	
Nancy C. Humphrey	120	62.18%	<div><div></div></div>
Harper Weaver	73	37.82%	<div><div></div></div>
Total Votes Cast	193	100.00%	<div><div></div></div>
Overvotes	0		
Undervotes	102		
Contest Totals	295		

Trustee, Place 6 – Plano ISD  
Vote For 1

	TOTAL	VOTE %	
Andrew Rettke	36	17.65%	<div><div></div></div>
Elisa Klein	118	57.84%	<div><div></div></div>
Dash Weerasinghe	50	24.51%	<div><div></div></div>
Total Votes Cast	204	100.00%	<div><div></div></div>
Overvotes	0		
Undervotes	91		
Contest Totals	295		



PCT 080

Statistics	TOTAL
Registered Voters - Total	3,516
Ballots Cast - Total	168
Voter Turnout - Total	4.78%

Trustee, Place 4 - Collin Co. Comm. College Dist.  
Vote For 1

	TOTAL	VOTE %	
Tamara Thomas	81	52.26%	<div><div></div></div>
Staci L. Weaver	74	47.74%	<div><div></div></div>
Total Votes Cast	155	100.00%	<div><div></div></div>
Overvotes	0		
Undervotes	13		
Contest Totals	168		

Trustee, Place 5 - Collin Co. Comm. College Dist.  
Vote For 1

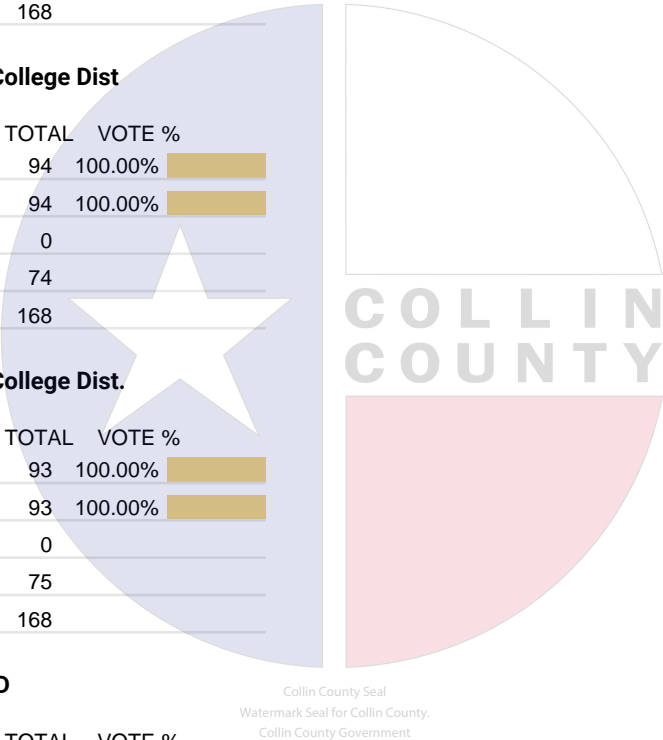
	TOTAL	VOTE %	
Raj Menon	94	100.00%	<div><div></div></div>
Total Votes Cast	94	100.00%	<div><div></div></div>
Overvotes	0		
Undervotes	74		
Contest Totals	168		

Trustee, Place 6 - Collin Co. Comm. College Dist.  
Vote For 1

	TOTAL	VOTE %	
Justin Adcock	93	100.00%	<div><div></div></div>
Total Votes Cast	93	100.00%	<div><div></div></div>
Overvotes	0		
Undervotes	75		
Contest Totals	168		

Board of Trustees, Place 4 - Allen ISD  
Vote For 1


	TOTAL	VOTE %	
Rosalind Lewis	77	46.67%	<div><div></div></div>
Becca Kinnear	88	53.33%	<div><div></div></div>
Total Votes Cast	165	100.00%	<div><div></div></div>
Overvotes	0		
Undervotes	3		
Contest Totals	168		



PCT 080

Board of Trustees, Place 5 – Allen ISD  
Vote For 1

	TOTAL	VOTE %	
Kit McKee	54	33.75%	<div><div></div></div>
Amanda Campbell	106	66.25%	<div><div></div></div>
Total Votes Cast	160	100.00%	<div><div></div></div>
Overvotes	0		
Undervotes	8		
Contest Totals	168		



Collin County Seal  
Watermark Seal for Collin County.  
Collin County Government

PCT 081

Statistics	TOTAL
Registered Voters - Total	2,827
Ballots Cast - Total	371
Voter Turnout - Total	13.12%

Trustee, Place 4 - Collin Co. Comm. College Dist.  
Vote For 1

	TOTAL	VOTE %	
Tamara Thomas	170	52.31%	<div><div></div></div>
Staci L. Weaver	155	47.69%	<div><div></div></div>
Total Votes Cast	325	100.00%	<div><div></div></div>
Overvotes	0		
Undervotes	46		
Contest Totals	371		

Trustee, Place 5 - Collin Co. Comm. College Dist.  
Vote For 1

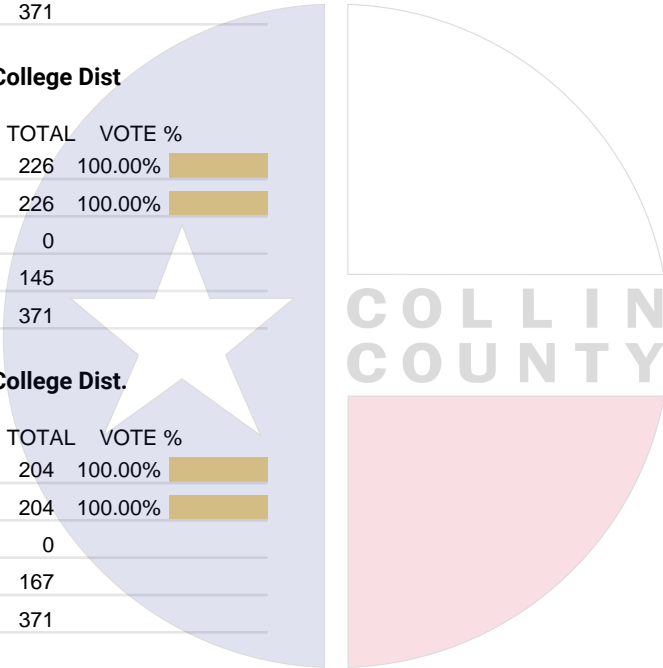
	TOTAL	VOTE %	
Raj Menon	226	100.00%	<div><div></div></div>
Total Votes Cast	226	100.00%	<div><div></div></div>
Overvotes	0		
Undervotes	145		
Contest Totals	371		

Trustee, Place 6 - Collin Co. Comm. College Dist.  
Vote For 1

	TOTAL	VOTE %	
Justin Adcock	204	100.00%	<div><div></div></div>
Total Votes Cast	204	100.00%	<div><div></div></div>
Overvotes	0		
Undervotes	167		
Contest Totals	371		

Councilmember, Place No. 2, District No. 2 – City of Plano  
Vote For 1

	TOTAL	VOTE %	
Bob Kehr	197	59.16%	<div><div></div></div>
Carson K. Underwood	77	23.12%	<div><div></div></div>
Douglas Reeves	59	17.72%	<div><div></div></div>
Total Votes Cast	333	100.00%	<div><div></div></div>
Overvotes	0		
Undervotes	38		
Contest Totals	371		



Collin County Seal  
Watermark Seal for Collin County,  
Collin County Government



## PCT 081

### Councilmember, Place No. 4, District No. 4 – City of Plano

Vote For 1

	TOTAL	VOTE %	
Cody Weaver	134	40.00%	<div><div></div></div>
Christene “Chris” Krupa Downs	201	60.00%	<div><div></div></div>
Total Votes Cast	335	100.00%	<div><div></div></div>
Overvotes	0		
Undervotes	36		
Contest Totals	371		

### Councilmember, Place No. 6, Mayor – City of Plano

Vote For 1

	TOTAL	VOTE %	
John Muns	254	100.00%	<div><div></div></div>
Total Votes Cast	254	100.00%	<div><div></div></div>
Overvotes	0		
Undervotes	117		
Contest Totals	371		

### Councilmember, Place No. 8 – City of Plano

Vote For 1

	TOTAL	VOTE %	
Vidal Quintanilla	187	56.16%	<div><div></div></div>
Hayden Padgett	146	43.84%	<div><div></div></div>
Total Votes Cast	333	100.00%	<div><div></div></div>
Overvotes	0		
Undervotes	38		
Contest Totals	371		

### Councilmember, Place No. 5, Unexpired Term – City of Plano

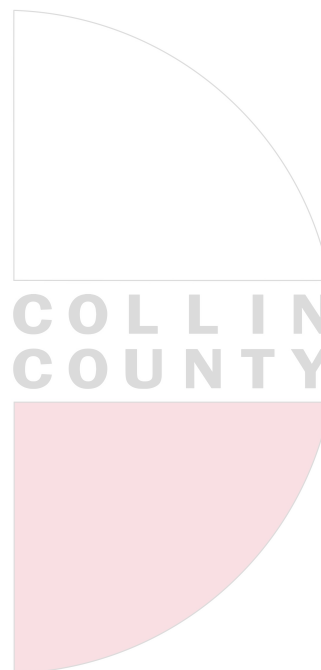
Vote For 1

	TOTAL	VOTE %	
Gary Cary	125	38.46%	<div><div></div></div>
Steve Lavine	200	61.54%	<div><div></div></div>
Total Votes Cast	325	100.00%	<div><div></div></div>
Overvotes	0		
Undervotes	46		
Contest Totals	371		

### Proposition A – City of Plano

Vote For 1

	TOTAL	VOTE %	
For	267	73.76%	<div><div></div></div>
Against	95	26.24%	<div><div></div></div>
Total Votes Cast	362	100.00%	<div><div></div></div>
Overvotes	0		
Undervotes	9		
Contest Totals	371		



## PCT 081

### Proposition B – City of Plano

Vote For 1

	TOTAL	VOTE %	
For	222	60.82%	<div><div></div></div>
Against	143	39.18%	<div><div></div></div>
Total Votes Cast	365	100.00%	<div><div></div></div>
Overvotes	0		
Undervotes	6		
Contest Totals	371		

### Proposition C – City of Plano

Vote For 1

	TOTAL	VOTE %	
For	224	62.40%	<div><div></div></div>
Against	135	37.60%	<div><div></div></div>
Total Votes Cast	359	100.00%	<div><div></div></div>
Overvotes	0		
Undervotes	12		
Contest Totals	371		

### Proposition D – City of Plano

Vote For 1

	TOTAL	VOTE %	
For	241	68.47%	<div><div></div></div>
Against	111	31.53%	<div><div></div></div>
Total Votes Cast	352	100.00%	<div><div></div></div>
Overvotes	0		
Undervotes	19		
Contest Totals	371		

### Proposition E – City of Plano

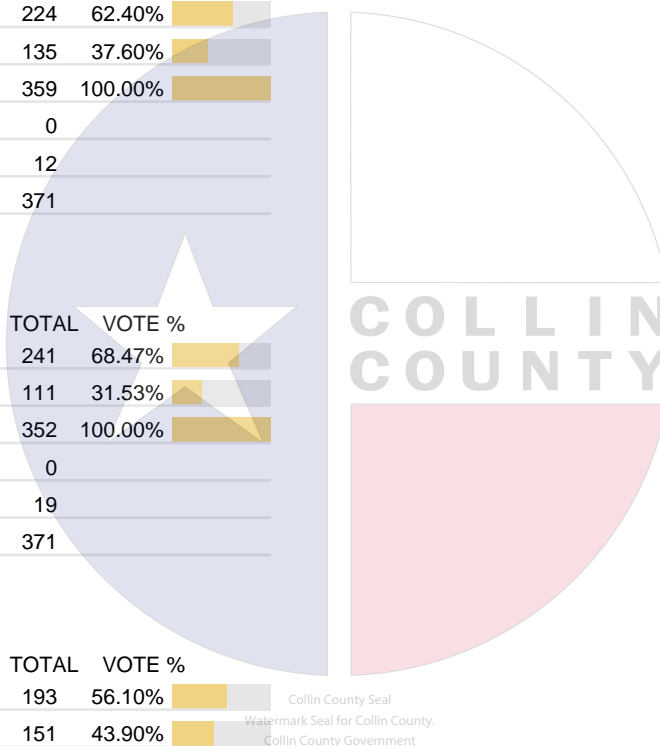
Vote For 1

	TOTAL	VOTE %	
For	193	56.10%	<div><div></div></div>
Against	151	43.90%	<div><div></div></div>
Total Votes Cast	344	100.00%	<div><div></div></div>
Overvotes	0		
Undervotes	27		
Contest Totals	371		

### Proposition F – City of Plano

Vote For 1

	TOTAL	VOTE %	
For	247	69.58%	<div><div></div></div>
Against	108	30.42%	<div><div></div></div>
Total Votes Cast	355	100.00%	<div><div></div></div>
Overvotes	0		
Undervotes	16		
Contest Totals	371		



Precinct Results Report  
Joint General and Special Elections  
May 3, 2025

FINAL RESULTS  
All Races  
Collin County

**PCT 081**

**Proposition G – City of Plano**

Vote For 1

	TOTAL	VOTE %	
For	268	76.14%	<div><div></div></div>
Against	84	23.86%	<div><div></div></div>
Total Votes Cast	352	100.00%	<div><div></div></div>
Overvotes	0		
Undervotes	19		
Contest Totals	371		

**Trustee, Place 1 – Plano ISD**

Vote For 1

	TOTAL	VOTE %	
Lauren Tyra	228	100.00%	<div><div></div></div>
Total Votes Cast	228	100.00%	<div><div></div></div>
Overvotes	0		
Undervotes	143		
Contest Totals	371		

**Trustee, Place 2 – Plano ISD**

Vote For 1

	TOTAL	VOTE %	
Sam Johnson	265	86.89%	<div><div></div></div>
Xiomar Pierre	40	13.11%	<div><div></div></div>
Total Votes Cast	305	100.00%	<div><div></div></div>
Overvotes	0		
Undervotes	66		
Contest Totals	371		

**Trustee, Place 3 – Plano ISD**


Vote For 1

	TOTAL	VOTE %	
Nancy C. Humphrey	221	70.16%	<div><div></div></div>
Harper Weaver	94	29.84%	<div><div></div></div>
Total Votes Cast	315	100.00%	<div><div></div></div>
Overvotes	0		
Undervotes	56		
Contest Totals	371		

**Trustee, Place 6 – Plano ISD**

Vote For 1

	TOTAL	VOTE %	
Andrew Rettke	41	12.85%	<div><div></div></div>
Elisa Klein	192	60.19%	<div><div></div></div>
Dash Weerasinghe	86	26.96%	<div><div></div></div>
Total Votes Cast	319	100.00%	<div><div></div></div>
Overvotes	0		
Undervotes	52		
Contest Totals	371		



Collin County Seal  
Watermark Seal for Collin County.  
Collin County Government

PCT 082

Statistics	TOTAL
Registered Voters - Total	2,898
Ballots Cast - Total	98
Voter Turnout - Total	3.38%

Trustee, Place 4 - Collin Co. Comm. College Dist.  
Vote For 1

	TOTAL	VOTE %	
Tamara Thomas	39	43.33%	<div><div></div></div>
Staci L. Weaver	51	56.67%	<div><div></div></div>
Total Votes Cast	90	100.00%	<div><div></div></div>
Overvotes	0		
Undervotes	8		
Contest Totals	98		

Trustee, Place 5 - Collin Co. Comm. College Dist.  
Vote For 1

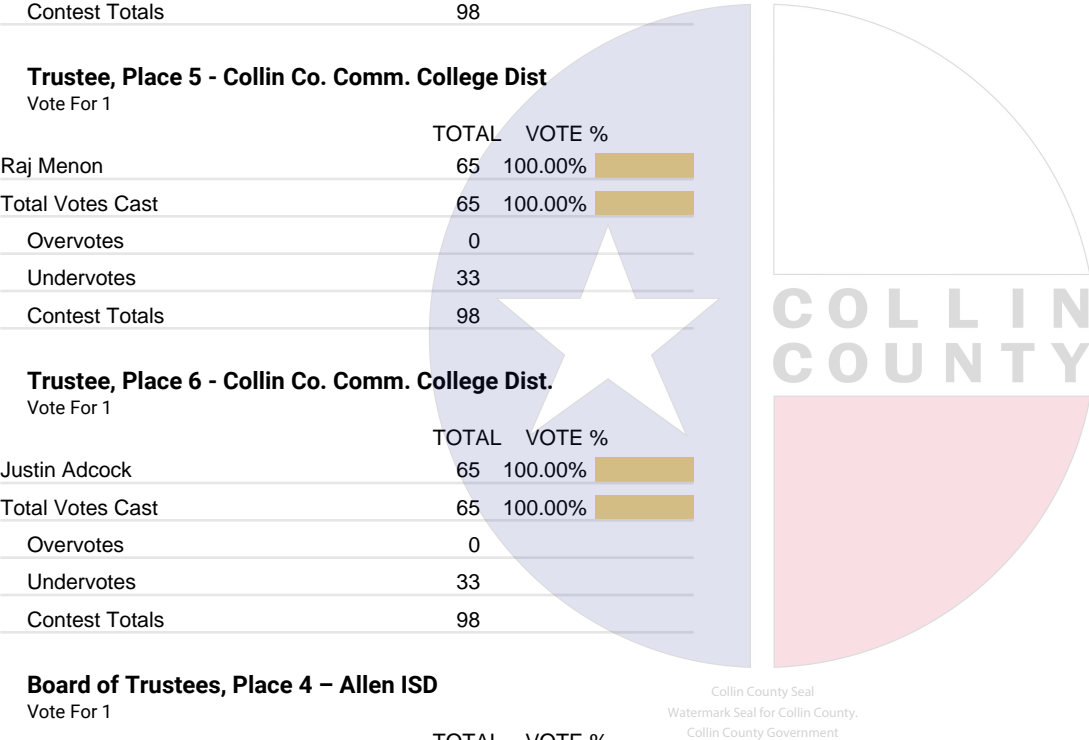
	TOTAL	VOTE %	
Raj Menon	65	100.00%	<div><div></div></div>
Total Votes Cast	65	100.00%	<div><div></div></div>
Overvotes	0		
Undervotes	33		
Contest Totals	98		

Trustee, Place 6 - Collin Co. Comm. College Dist.  
Vote For 1

	TOTAL	VOTE %	
Justin Adcock	65	100.00%	<div><div></div></div>
Total Votes Cast	65	100.00%	<div><div></div></div>
Overvotes	0		
Undervotes	33		
Contest Totals	98		

Board of Trustees, Place 4 – Allen ISD  
Vote For 1


	TOTAL	VOTE %	
Rosalind Lewis	36	38.30%	<div><div></div></div>
Becca Kinnear	58	61.70%	<div><div></div></div>
Total Votes Cast	94	100.00%	<div><div></div></div>
Overvotes	0		
Undervotes	4		
Contest Totals	98		



PCT 082

Board of Trustees, Place 5 – Allen ISD  
Vote For 1

	TOTAL	VOTE %	
Kit McKee	45	48.39%	<div><div></div></div>
Amanda Campbell	48	51.61%	<div><div></div></div>
Total Votes Cast	93	100.00%	<div><div></div></div>
Overvotes	0		
Undervotes	5		
Contest Totals	98		



Collin County Seal  
Watermark Seal for Collin County.  
Collin County Government

PCT 083

Statistics	TOTAL
Registered Voters - Total	4,171
Ballots Cast - Total	281
Voter Turnout - Total	6.74%

Trustee, Place 4 - Collin Co. Comm. College Dist.  
Vote For 1

	TOTAL	VOTE %
Tamara Thomas	66	27.97%
Staci L. Weaver	170	72.03%
Total Votes Cast	236	100.00%
Overvotes	0	
Undervotes	45	
Contest Totals	281	

Trustee, Place 5 - Collin Co. Comm. College Dist.  
Vote For 1

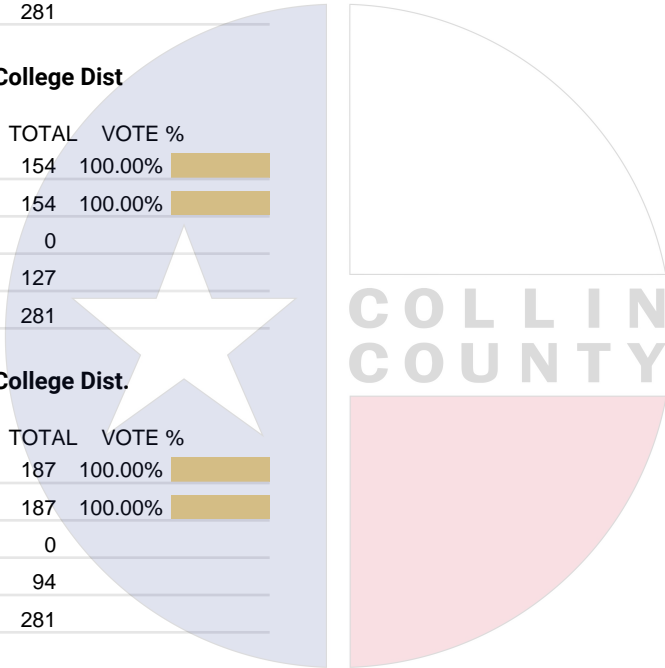
	TOTAL	VOTE %
Raj Menon	154	100.00%
Total Votes Cast	154	100.00%
Overvotes	0	
Undervotes	127	
Contest Totals	281	

Trustee, Place 6 - Collin Co. Comm. College Dist.  
Vote For 1

	TOTAL	VOTE %
Justin Adcock	187	100.00%
Total Votes Cast	187	100.00%
Overvotes	0	
Undervotes	94	
Contest Totals	281	

Council Member, Place 1 – City of Wylie  
Vote For 1

	TOTAL	VOTE %
David R. Duke	186	100.00%
Total Votes Cast	186	100.00%
Overvotes	0	
Undervotes	95	
Contest Totals	281	



Collin County Seal  
Watermark Seal for Collin County,  
Collin County Government

## PCT 083

### Council Member, Place 3 – City of Wylie

Vote For 1

	TOTAL	VOTE %	
Hamza Fraz	53	19.41%	<div><div></div></div>
Todd J. Pickens	220	80.59%	<div><div></div></div>
Total Votes Cast	273	100.00%	<div><div></div></div>
Overvotes	0		
Undervotes	8		
Contest Totals	281		

### Proposition A – City of Wylie

Vote For 1

	TOTAL	VOTE %	
FOR THE MEASURE	112	41.03%	<div><div></div></div>
AGAINST THE MEASURE	161	58.97%	<div><div></div></div>
Total Votes Cast	273	100.00%	<div><div></div></div>
Overvotes	0		
Undervotes	8		
Contest Totals	281		

### Proposition B – City of Wylie

Vote For 1

	TOTAL	VOTE %	
FOR THE MEASURE	209	79.47%	<div><div></div></div>
AGAINST THE MEASURE	54	20.53%	<div><div></div></div>
Total Votes Cast	263	100.00%	<div><div></div></div>
Overvotes	0		
Undervotes	18		
Contest Totals	281		

### Proposition C – City of Wylie

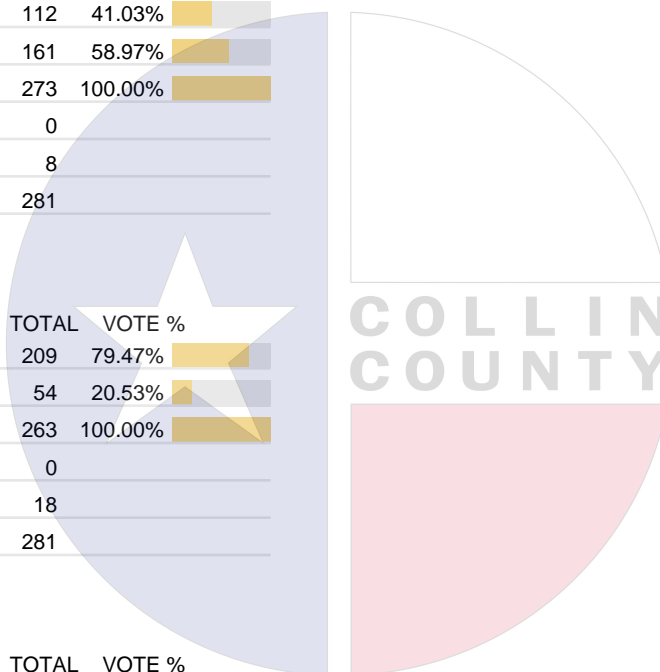
Vote For 1

	TOTAL	VOTE %	
FOR THE MEASURE	242	89.63%	<div><div></div></div>
AGAINST THE MEASURE	28	10.37%	<div><div></div></div>
Total Votes Cast	270	100.00%	<div><div></div></div>
Overvotes	0		
Undervotes	11		
Contest Totals	281		

### Proposition D – City of Wylie

Vote For 1

	TOTAL	VOTE %	
FOR THE MEASURE	245	91.76%	<div><div></div></div>
AGAINST THE MEASURE	22	8.24%	<div><div></div></div>
Total Votes Cast	267	100.00%	<div><div></div></div>
Overvotes	0		
Undervotes	14		
Contest Totals	281		



PCT 083

Proposition E – City of Wylie  
Vote For 1

	TOTAL	VOTE %	
FOR THE MEASURE	148	55.22%	<div><div></div></div>
AGAINST THE MEASURE	120	44.78%	<div><div></div></div>
Total Votes Cast	268	100.00%	<div><div></div></div>
Overvotes	0		
Undervotes	13		
Contest Totals	281		

Proposition F – City of Wylie  
Vote For 1

	TOTAL	VOTE %	
FOR THE MEASURE	175	65.79%	<div><div></div></div>
AGAINST THE MEASURE	91	34.21%	<div><div></div></div>
Total Votes Cast	266	100.00%	<div><div></div></div>
Overvotes	0		
Undervotes	15		
Contest Totals	281		

Proposition G – City of Wylie  
Vote For 1

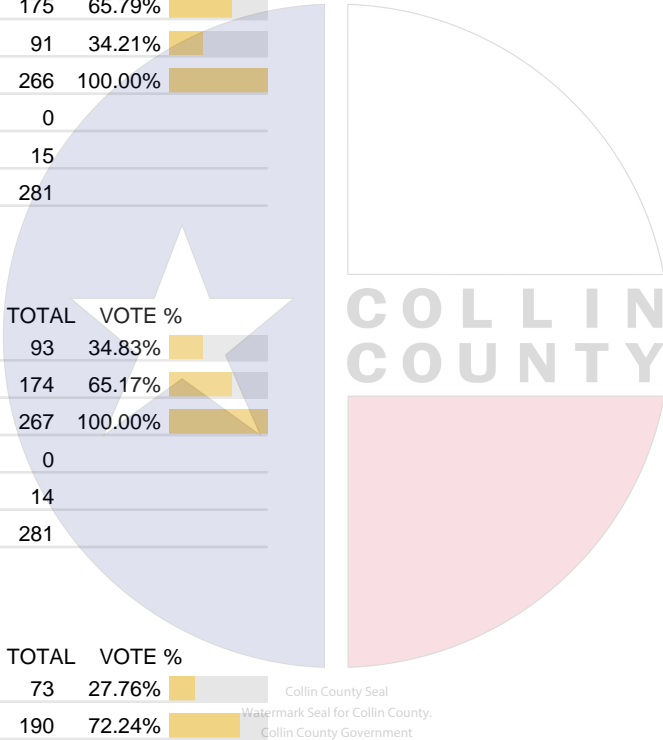
	TOTAL	VOTE %	
FOR THE MEASURE	93	34.83%	<div><div></div></div>
AGAINST THE MEASURE	174	65.17%	<div><div></div></div>
Total Votes Cast	267	100.00%	<div><div></div></div>
Overvotes	0		
Undervotes	14		
Contest Totals	281		

Proposition H – City of Wylie  
Vote For 1

	TOTAL	VOTE %	
FOR THE MEASURE	73	27.76%	<div><div></div></div>
AGAINST THE MEASURE	190	72.24%	<div><div></div></div>
Total Votes Cast	263	100.00%	<div><div></div></div>
Overvotes	0		
Undervotes	18		
Contest Totals	281		

Proposition I – City of Wylie  
Vote For 1

	TOTAL	VOTE %	
FOR THE MEASURE	161	64.14%	<div><div></div></div>
AGAINST THE MEASURE	90	35.86%	<div><div></div></div>
Total Votes Cast	251	100.00%	<div><div></div></div>
Overvotes	0		
Undervotes	30		
Contest Totals	281		





PCT 083

Proposition J – City of Wylie  
Vote For 1

	TOTAL	VOTE %	
FOR THE MEASURE	236	87.41%	<div><div></div></div>
AGAINST THE MEASURE	34	12.59%	<div><div></div></div>
Total Votes Cast	270	100.00%	<div><div></div></div>
Overvotes	0		
Undervotes	11		
Contest Totals	281		

Proposition K – City of Wylie  
Vote For 1

	TOTAL	VOTE %	
FOR THE MEASURE	143	54.17%	<div><div></div></div>
AGAINST THE MEASURE	121	45.83%	<div><div></div></div>
Total Votes Cast	264	100.00%	<div><div></div></div>
Overvotes	0		
Undervotes	17		
Contest Totals	281		

Proposition L – City of Wylie  
Vote For 1

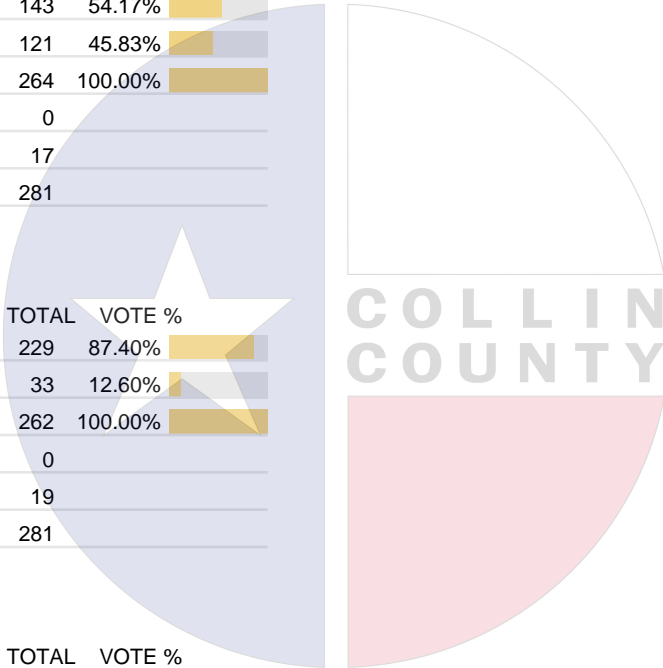
	TOTAL	VOTE %	
FOR THE MEASURE	229	87.40%	<div><div></div></div>
AGAINST THE MEASURE	33	12.60%	<div><div></div></div>
Total Votes Cast	262	100.00%	<div><div></div></div>
Overvotes	0		
Undervotes	19		
Contest Totals	281		

Proposition M – City of Wylie  
Vote For 1

	TOTAL	VOTE %	
FOR THE MEASURE	140	52.63%	<div><div></div></div>
AGAINST THE MEASURE	126	47.37%	<div><div></div></div>
Total Votes Cast	266	100.00%	<div><div></div></div>
Overvotes	0		
Undervotes	15		
Contest Totals	281		

Proposition N – City of Wylie  
Vote For 1

	TOTAL	VOTE %	
FOR THE MEASURE	85	33.86%	<div><div></div></div>
AGAINST THE MEASURE	166	66.14%	<div><div></div></div>
Total Votes Cast	251	100.00%	<div><div></div></div>
Overvotes	0		
Undervotes	30		
Contest Totals	281		



Collin County Seal  
Watermark Seal for Collin County.  
Collin County Government

PCT 083

Proposition O – City of Wylie  
Vote For 1

	TOTAL	VOTE %	
FOR THE MEASURE	173	67.05%	<div><div></div></div>
AGAINST THE MEASURE	85	32.95%	<div><div></div></div>
Total Votes Cast	258	100.00%	<div><div></div></div>
Overvotes	0		
Undervotes	23		
Contest Totals	281		

Proposition P – City of Wylie  
Vote For 1

	TOTAL	VOTE %	
FOR THE MEASURE	185	71.71%	<div><div></div></div>
AGAINST THE MEASURE	73	28.29%	<div><div></div></div>
Total Votes Cast	258	100.00%	<div><div></div></div>
Overvotes	0		
Undervotes	23		
Contest Totals	281		

Proposition Q – City of Wylie  
Vote For 1

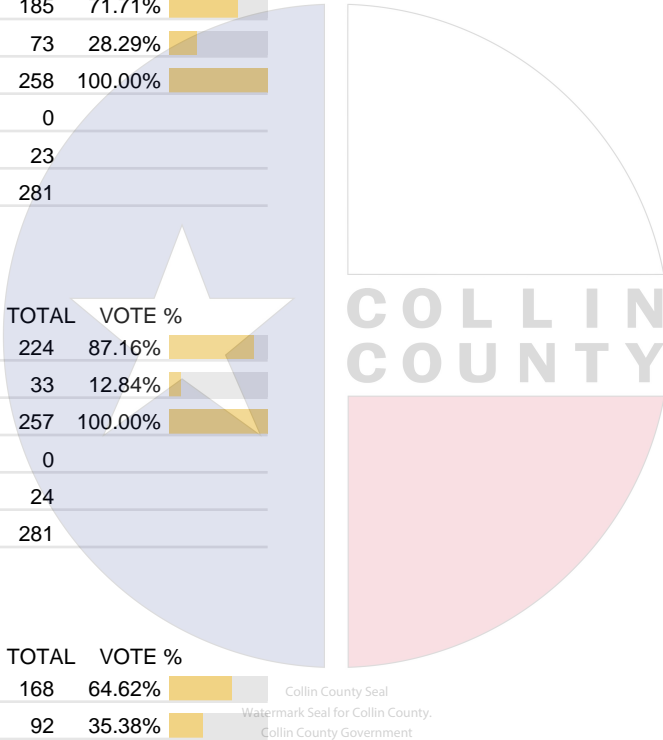
	TOTAL	VOTE %	
FOR THE MEASURE	224	87.16%	<div><div></div></div>
AGAINST THE MEASURE	33	12.84%	<div><div></div></div>
Total Votes Cast	257	100.00%	<div><div></div></div>
Overvotes	0		
Undervotes	24		
Contest Totals	281		

Proposition R – City of Wylie  
Vote For 1

	TOTAL	VOTE %	
FOR THE MEASURE	168	64.62%	<div><div></div></div>
AGAINST THE MEASURE	92	35.38%	<div><div></div></div>
Total Votes Cast	260	100.00%	<div><div></div></div>
Overvotes	0		
Undervotes	21		
Contest Totals	281		

Proposition S – City of Wylie  
Vote For 1

	TOTAL	VOTE %	
FOR THE MEASURE	173	69.76%	<div><div></div></div>
AGAINST THE MEASURE	75	30.24%	<div><div></div></div>
Total Votes Cast	248	100.00%	<div><div></div></div>
Overvotes	0		
Undervotes	33		
Contest Totals	281		



PCT 083

Proposition T – City of Wylie  
Vote For 1

	TOTAL	VOTE %	
FOR THE MEASURE	47	18.50%	<div><div></div></div>
AGAINST THE MEASURE	207	81.50%	<div><div></div></div>
Total Votes Cast	254	100.00%	<div><div></div></div>
Overvotes	0		
Undervotes	27		
Contest Totals	281		

Proposition U – City of Wylie  
Vote For 1

	TOTAL	VOTE %	
FOR THE MEASURE	200	78.12%	<div><div></div></div>
AGAINST THE MEASURE	56	21.88%	<div><div></div></div>
Total Votes Cast	256	100.00%	<div><div></div></div>
Overvotes	0		
Undervotes	25		
Contest Totals	281		

Proposition V – City of Wylie  
Vote For 1

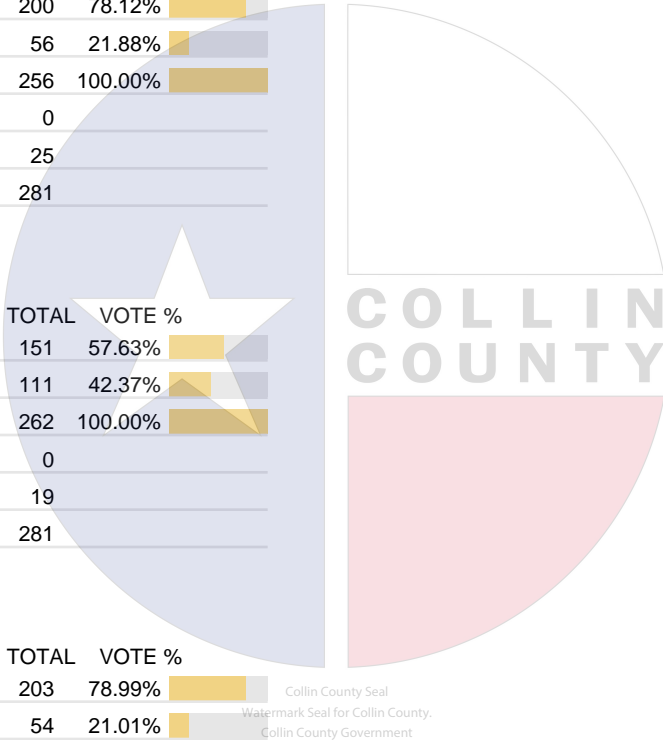
	TOTAL	VOTE %	
FOR THE MEASURE	151	57.63%	<div><div></div></div>
AGAINST THE MEASURE	111	42.37%	<div><div></div></div>
Total Votes Cast	262	100.00%	<div><div></div></div>
Overvotes	0		
Undervotes	19		
Contest Totals	281		

Proposition W – City of Wylie  
Vote For 1

	TOTAL	VOTE %	
FOR THE MEASURE	203	78.99%	<div><div></div></div>
AGAINST THE MEASURE	54	21.01%	<div><div></div></div>
Total Votes Cast	257	100.00%	<div><div></div></div>
Overvotes	0		
Undervotes	24		
Contest Totals	281		

Proposition X – City of Wylie  
Vote For 1

	TOTAL	VOTE %	
FOR THE MEASURE	204	79.38%	<div><div></div></div>
AGAINST THE MEASURE	53	20.62%	<div><div></div></div>
Total Votes Cast	257	100.00%	<div><div></div></div>
Overvotes	0		
Undervotes	24		
Contest Totals	281		



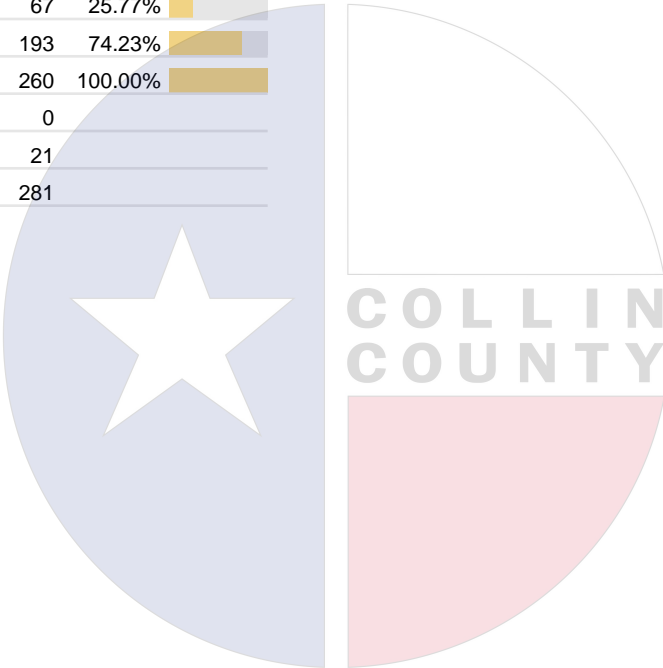
PCT 083

Proposition Y – City of Wylie  
Vote For 1

	TOTAL	VOTE %	
FOR THE MEASURE	185	73.71%	<div><div></div></div>
AGAINST THE MEASURE	66	26.29%	<div><div></div></div>
Total Votes Cast	251	100.00%	<div><div></div></div>
Overvotes	0		
Undervotes	30		
Contest Totals	281		

Proposition Z – City of Wylie  
Vote For 1

	TOTAL	VOTE %	
FOR THE MEASURE	67	25.77%	<div><div></div></div>
AGAINST THE MEASURE	193	74.23%	<div><div></div></div>
Total Votes Cast	260	100.00%	<div><div></div></div>
Overvotes	0		
Undervotes	21		
Contest Totals	281		



Collin County Seal  
Watermark Seal for Collin County.  
Collin County Government

PCT 084

Statistics	TOTAL
Registered Voters - Total	2,446
Ballots Cast - Total	336
Voter Turnout - Total	13.74%

Trustee, Place 4 - Collin Co. Comm. College Dist.  
Vote For 1

	TOTAL	VOTE %
Tamara Thomas	79	33.62%
Staci L. Weaver	156	66.38%
Total Votes Cast	235	100.00%
Overvotes	0	
Undervotes	101	
Contest Totals	336	

Trustee, Place 5 - Collin Co. Comm. College Dist.  
Vote For 1

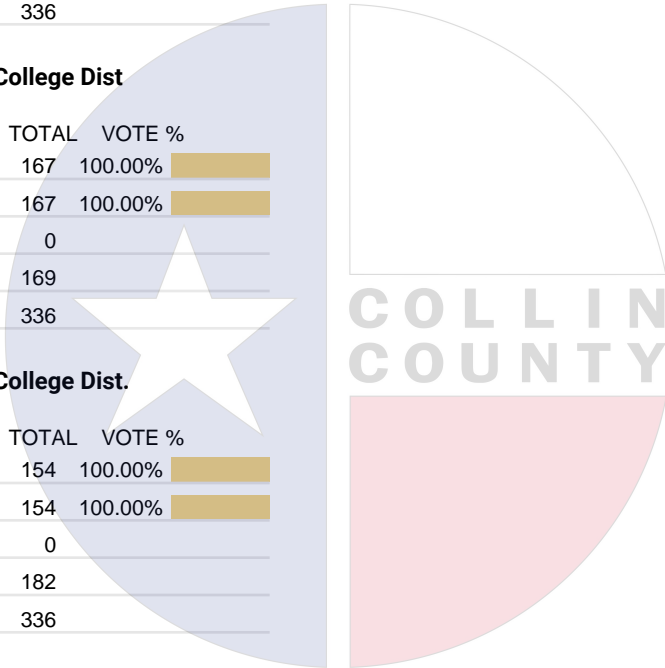
	TOTAL	VOTE %
Raj Menon	167	100.00%
Total Votes Cast	167	100.00%
Overvotes	0	
Undervotes	169	
Contest Totals	336	

Trustee, Place 6 - Collin Co. Comm. College Dist.  
Vote For 1

	TOTAL	VOTE %
Justin Adcock	154	100.00%
Total Votes Cast	154	100.00%
Overvotes	0	
Undervotes	182	
Contest Totals	336	

Member of Council, Place 12 – City of Dallas  
Vote For 1

	TOTAL	VOTE %
Cara Mendelsohn	228	68.26%
Marc Rossouw	91	27.25%
Jose Cavazos	15	4.49%
Total Votes Cast	334	100.00%
Overvotes	0	
Undervotes	2	
Contest Totals	336	



Collin County Seal  
Watermark Seal for Collin County,  
Collin County Government

PCT 084

Trustee, Place 1 – Plano ISD  
Vote For 1

	TOTAL	VOTE %	
Lauren Tyra	174	100.00%	<div><div></div></div>
Total Votes Cast	174	100.00%	<div><div></div></div>
Overvotes	0		
Undervotes	162		
Contest Totals	336		

Trustee, Place 2 – Plano ISD  
Vote For 1

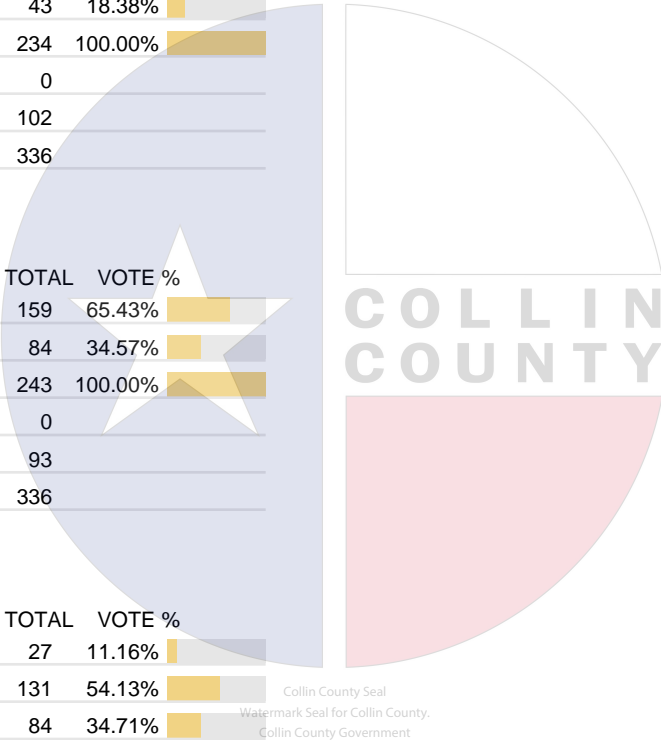
	TOTAL	VOTE %	
Sam Johnson	191	81.62%	<div><div></div></div>
Xiomar Pierre	43	18.38%	<div><div></div></div>
Total Votes Cast	234	100.00%	<div><div></div></div>
Overvotes	0		
Undervotes	102		
Contest Totals	336		

Trustee, Place 3 – Plano ISD  
Vote For 1

	TOTAL	VOTE %	
Nancy C. Humphrey	159	65.43%	<div><div></div></div>
Harper Weaver	84	34.57%	<div><div></div></div>
Total Votes Cast	243	100.00%	<div><div></div></div>
Overvotes	0		
Undervotes	93		
Contest Totals	336		

Trustee, Place 6 – Plano ISD  
Vote For 1

	TOTAL	VOTE %	
Andrew Rettke	27	11.16%	<div><div></div></div>
Elisa Klein	131	54.13%	<div><div></div></div>
Dash Weerasinghe	84	34.71%	<div><div></div></div>
Total Votes Cast	242	100.00%	<div><div></div></div>
Overvotes	0		
Undervotes	94		
Contest Totals	336		



PCT 085

Statistics	TOTAL
Registered Voters - Total	3,332
Ballots Cast - Total	337
Voter Turnout - Total	10.11%

Trustee, Place 4 - Collin Co. Comm. College Dist.  
Vote For 1

	TOTAL	VOTE %	
Tamara Thomas	161	51.60%	<div><div></div></div>
Staci L. Weaver	151	48.40%	<div><div></div></div>
Total Votes Cast	312	100.00%	<div><div></div></div>
Overvotes	0		
Undervotes	25		
Contest Totals	337		

Trustee, Place 5 - Collin Co. Comm. College Dist.  
Vote For 1

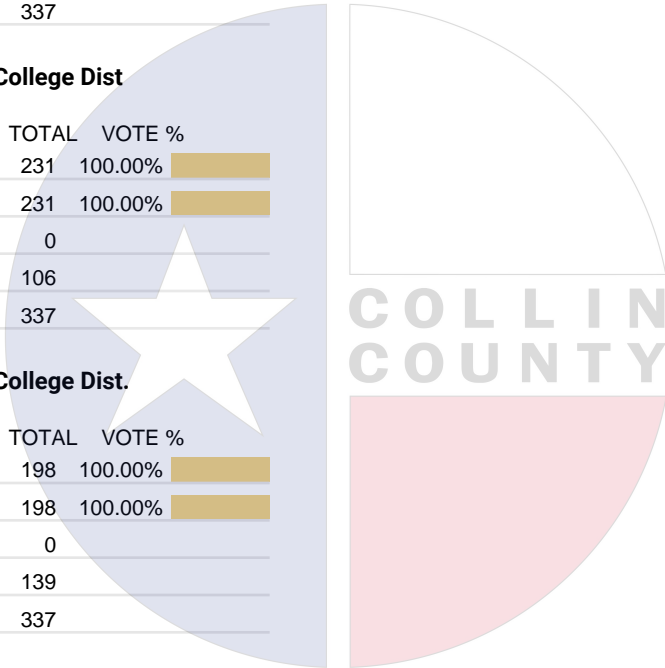
	TOTAL	VOTE %	
Raj Menon	231	100.00%	<div><div></div></div>
Total Votes Cast	231	100.00%	<div><div></div></div>
Overvotes	0		
Undervotes	106		
Contest Totals	337		

Trustee, Place 6 - Collin Co. Comm. College Dist.  
Vote For 1

	TOTAL	VOTE %	
Justin Adcock	198	100.00%	<div><div></div></div>
Total Votes Cast	198	100.00%	<div><div></div></div>
Overvotes	0		
Undervotes	139		
Contest Totals	337		

Councilmember, Place No. 2, District No. 2 – City of Plano  
Vote For 1

	TOTAL	VOTE %	
Bob Kehr	192	60.00%	<div><div></div></div>
Carson K. Underwood	57	17.81%	<div><div></div></div>
Douglas Reeves	71	22.19%	<div><div></div></div>
Total Votes Cast	320	100.00%	<div><div></div></div>
Overvotes	0		
Undervotes	17		
Contest Totals	337		



Collin County Seal  
Watermark Seal for Collin County,  
Collin County Government

## PCT 085

### Councilmember, Place No. 4, District No. 4 – City of Plano

Vote For 1

	TOTAL	VOTE %	
Cody Weaver	135	42.06%	<div><div></div></div>
Christene “Chris” Krupa Downs	186	57.94%	<div><div></div></div>
Total Votes Cast	321	100.00%	<div><div></div></div>
Overvotes	0		
Undervotes	16		
Contest Totals	337		

### Councilmember, Place No. 6, Mayor – City of Plano

Vote For 1

	TOTAL	VOTE %	
John Muns	259	100.00%	<div><div></div></div>
Total Votes Cast	259	100.00%	<div><div></div></div>
Overvotes	0		
Undervotes	78		
Contest Totals	337		

### Councilmember, Place No. 8 – City of Plano

Vote For 1

	TOTAL	VOTE %	
Vidal Quintanilla	188	58.75%	<div><div></div></div>
Hayden Padgett	132	41.25%	<div><div></div></div>
Total Votes Cast	320	100.00%	<div><div></div></div>
Overvotes	0		
Undervotes	17		
Contest Totals	337		

### Councilmember, Place No. 5, Unexpired Term – City of Plano


Vote For 1

	TOTAL	VOTE %	
Gary Cary	137	44.05%	<div><div></div></div>
Steve Lavine	174	55.95%	<div><div></div></div>
Total Votes Cast	311	100.00%	<div><div></div></div>
Overvotes	0		
Undervotes	26		
Contest Totals	337		

### Proposition A – City of Plano

Vote For 1

	TOTAL	VOTE %	
For	252	76.13%	<div><div></div></div>
Against	79	23.87%	<div><div></div></div>
Total Votes Cast	331	100.00%	<div><div></div></div>
Overvotes	0		
Undervotes	6		
Contest Totals	337		





PCT 085

Proposition B – City of Plano  
Vote For 1

	TOTAL	VOTE %	
For	196	59.39%	<div><div></div></div>
Against	134	40.61%	<div><div></div></div>
Total Votes Cast	330	100.00%	<div><div></div></div>
Overvotes	0		
Undervotes	7		
Contest Totals	337		

Proposition C – City of Plano  
Vote For 1

	TOTAL	VOTE %	
For	189	58.15%	<div><div></div></div>
Against	136	41.85%	<div><div></div></div>
Total Votes Cast	325	100.00%	<div><div></div></div>
Overvotes	0		
Undervotes	12		
Contest Totals	337		

Proposition D – City of Plano  
Vote For 1

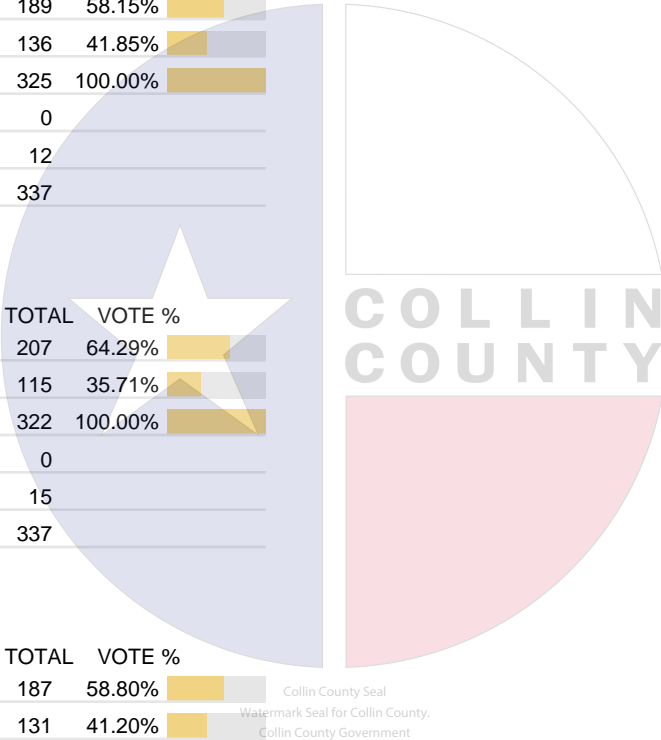
	TOTAL	VOTE %	
For	207	64.29%	<div><div></div></div>
Against	115	35.71%	<div><div></div></div>
Total Votes Cast	322	100.00%	<div><div></div></div>
Overvotes	0		
Undervotes	15		
Contest Totals	337		

Proposition E – City of Plano  
Vote For 1

	TOTAL	VOTE %	
For	187	58.80%	<div><div></div></div>
Against	131	41.20%	<div><div></div></div>
Total Votes Cast	318	100.00%	<div><div></div></div>
Overvotes	0		
Undervotes	19		
Contest Totals	337		

Proposition F – City of Plano  
Vote For 1

	TOTAL	VOTE %	
For	228	69.72%	<div><div></div></div>
Against	99	30.28%	<div><div></div></div>
Total Votes Cast	327	100.00%	<div><div></div></div>
Overvotes	0		
Undervotes	10		
Contest Totals	337		



## PCT 085

### Proposition G – City of Plano

Vote For 1

	TOTAL	VOTE %	
For	231	70.86%	<div><div></div></div>
Against	95	29.14%	<div><div></div></div>
Total Votes Cast	326	100.00%	<div><div></div></div>
Overvotes	0		
Undervotes	11		
Contest Totals	337		

### Trustee, Place 1 – Plano ISD

Vote For 1

	TOTAL	VOTE %	
Lauren Tyra	243	100.00%	<div><div></div></div>
Total Votes Cast	243	100.00%	<div><div></div></div>
Overvotes	0		
Undervotes	94		
Contest Totals	337		

### Trustee, Place 2 – Plano ISD

Vote For 1

	TOTAL	VOTE %	
Sam Johnson	251	86.25%	<div><div></div></div>
Xiomar Pierre	40	13.75%	<div><div></div></div>
Total Votes Cast	291	100.00%	<div><div></div></div>
Overvotes	0		
Undervotes	46		
Contest Totals	337		

### Trustee, Place 3 – Plano ISD

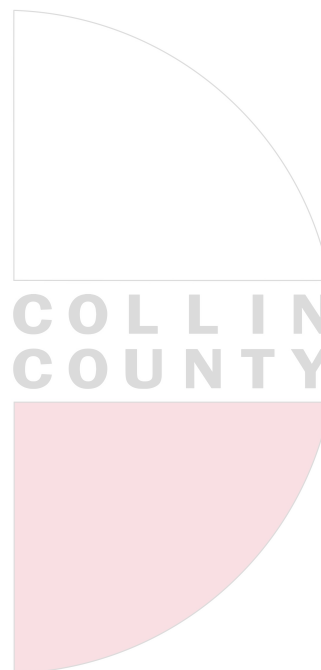
Vote For 1

	TOTAL	VOTE %	
Nancy C. Humphrey	222	73.75%	<div><div></div></div>
Harper Weaver	79	26.25%	<div><div></div></div>
Total Votes Cast	301	100.00%	<div><div></div></div>
Overvotes	0		
Undervotes	36		
Contest Totals	337		

### Trustee, Place 6 – Plano ISD

Vote For 1

	TOTAL	VOTE %	
Andrew Rettke	21	6.82%	<div><div></div></div>
Elisa Klein	192	62.34%	<div><div></div></div>
Dash Weerasinghe	95	30.84%	<div><div></div></div>
Total Votes Cast	308	100.00%	<div><div></div></div>
Overvotes	0		
Undervotes	29		
Contest Totals	337		



Collin County Seal  
Watermark Seal for Collin County,  
Collin County Government

PCT 086

Statistics	TOTAL
Registered Voters - Total	2,959
Ballots Cast - Total	348
Voter Turnout - Total	11.76%

Trustee, Place 4 - Collin Co. Comm. College Dist.  
Vote For 1

	TOTAL	VOTE %
Tamara Thomas	118	38.31%
Staci L. Weaver	190	61.69%
Total Votes Cast	308	100.00%
Overvotes	0	
Undervotes	40	
Contest Totals	348	

Trustee, Place 5 - Collin Co. Comm. College Dist.  
Vote For 1

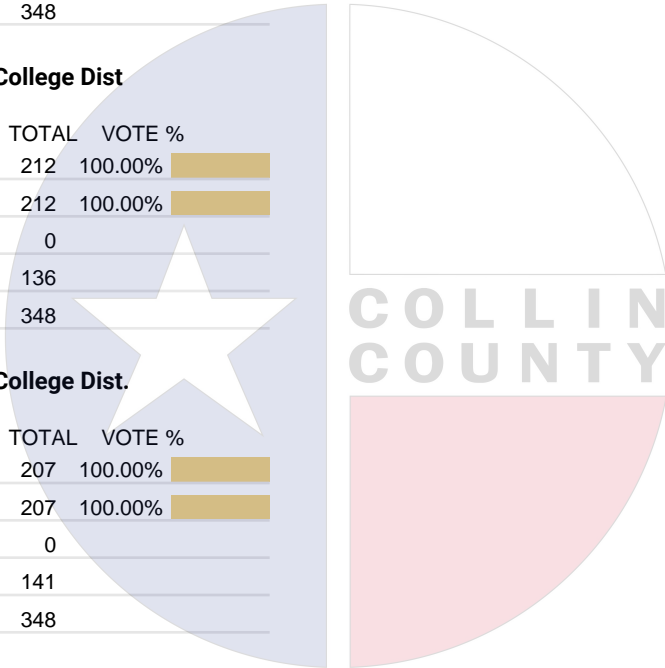
	TOTAL	VOTE %
Raj Menon	212	100.00%
Total Votes Cast	212	100.00%
Overvotes	0	
Undervotes	136	
Contest Totals	348	

Trustee, Place 6 - Collin Co. Comm. College Dist.  
Vote For 1

	TOTAL	VOTE %
Justin Adcock	207	100.00%
Total Votes Cast	207	100.00%
Overvotes	0	
Undervotes	141	
Contest Totals	348	

Councilmember, Place No. 2, District No. 2 – City of Plano  
Vote For 1

	TOTAL	VOTE %
Bob Kehr	174	52.57%
Carson K. Underwood	65	19.64%
Douglas Reeves	92	27.79%
Total Votes Cast	331	100.00%
Overvotes	0	
Undervotes	17	
Contest Totals	348	



Collin County Seal  
Watermark Seal for Collin County,  
Collin County Government

## PCT 086

### Councilmember, Place No. 4, District No. 4 – City of Plano

Vote For 1

	TOTAL	VOTE %	
Cody Weaver	157	47.01%	<div><div></div></div>
Christene “Chris” Krupa Downs	177	52.99%	<div><div></div></div>
Total Votes Cast	334	100.00%	<div><div></div></div>
Overvotes	0		
Undervotes	14		
Contest Totals	348		

### Councilmember, Place No. 6, Mayor – City of Plano

Vote For 1

	TOTAL	VOTE %	
John Muns	246	100.00%	<div><div></div></div>
Total Votes Cast	246	100.00%	<div><div></div></div>
Overvotes	0		
Undervotes	102		
Contest Totals	348		

### Councilmember, Place No. 8 – City of Plano

Vote For 1

	TOTAL	VOTE %	
Vidal Quintanilla	154	47.68%	<div><div></div></div>
Hayden Padgett	169	52.32%	<div><div></div></div>
Total Votes Cast	323	100.00%	<div><div></div></div>
Overvotes	0		
Undervotes	25		
Contest Totals	348		

### Councilmember, Place No. 5, Unexpired Term – City of Plano

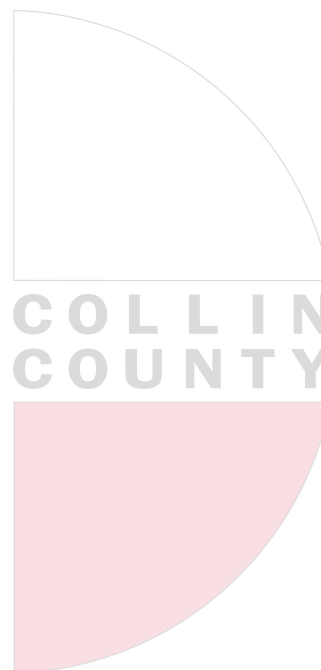
Vote For 1

	TOTAL	VOTE %	
Gary Cary	146	44.79%	<div><div></div></div>
Steve Lavine	180	55.21%	<div><div></div></div>
Total Votes Cast	326	100.00%	<div><div></div></div>
Overvotes	0		
Undervotes	22		
Contest Totals	348		

### Proposition A – City of Plano

Vote For 1

	TOTAL	VOTE %	
For	246	72.35%	<div><div></div></div>
Against	94	27.65%	<div><div></div></div>
Total Votes Cast	340	100.00%	<div><div></div></div>
Overvotes	0		
Undervotes	8		
Contest Totals	348		



Collin County Seal  
Watermark Seal for Collin County,  
Collin County Government

## PCT 086

### Proposition B – City of Plano

Vote For 1

	TOTAL	VOTE %	
For	217	64.01%	<div><div></div></div>
Against	122	35.99%	<div><div></div></div>
Total Votes Cast	339	100.00%	<div><div></div></div>
Overvotes	0		
Undervotes	9		
Contest Totals	348		

### Proposition C – City of Plano

Vote For 1

	TOTAL	VOTE %	
For	213	64.16%	<div><div></div></div>
Against	119	35.84%	<div><div></div></div>
Total Votes Cast	332	100.00%	<div><div></div></div>
Overvotes	0		
Undervotes	16		
Contest Totals	348		

### Proposition D – City of Plano

Vote For 1

	TOTAL	VOTE %	
For	221	67.17%	<div><div></div></div>
Against	108	32.83%	<div><div></div></div>
Total Votes Cast	329	100.00%	<div><div></div></div>
Overvotes	0		
Undervotes	19		
Contest Totals	348		

### Proposition E – City of Plano

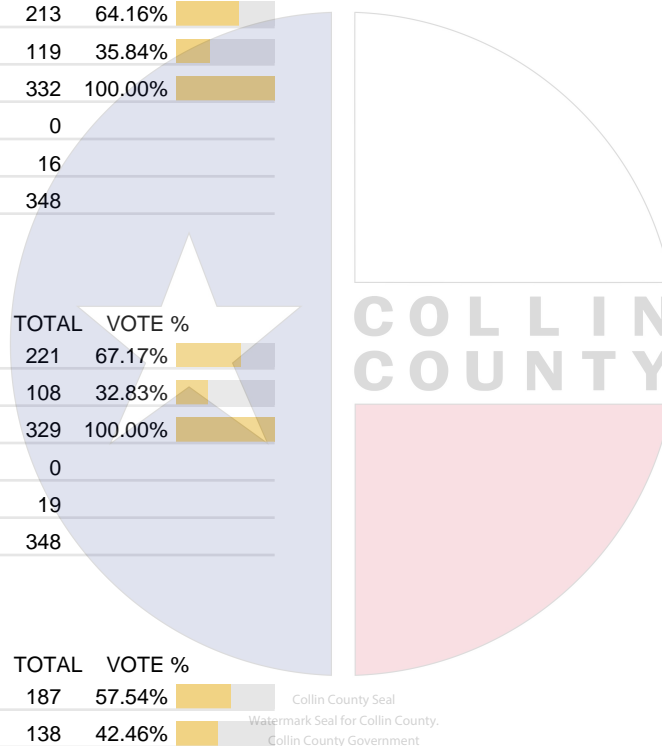
Vote For 1

	TOTAL	VOTE %	
For	187	57.54%	<div><div></div></div>
Against	138	42.46%	<div><div></div></div>
Total Votes Cast	325	100.00%	<div><div></div></div>
Overvotes	0		
Undervotes	23		
Contest Totals	348		

### Proposition F – City of Plano

Vote For 1

	TOTAL	VOTE %	
For	218	66.06%	<div><div></div></div>
Against	112	33.94%	<div><div></div></div>
Total Votes Cast	330	100.00%	<div><div></div></div>
Overvotes	0		
Undervotes	18		
Contest Totals	348		



## PCT 086

### Proposition G – City of Plano

Vote For 1

	TOTAL	VOTE %	
For	238	71.69%	<div><div></div></div>
Against	94	28.31%	<div><div></div></div>
Total Votes Cast	332	100.00%	<div><div></div></div>
Overvotes	0		
Undervotes	16		
Contest Totals	348		

### Trustee, Place 1 – Plano ISD

Vote For 1

	TOTAL	VOTE %	
Lauren Tyra	218	100.00%	<div><div></div></div>
Total Votes Cast	218	100.00%	<div><div></div></div>
Overvotes	0		
Undervotes	130		
Contest Totals	348		

### Trustee, Place 2 – Plano ISD

Vote For 1

	TOTAL	VOTE %	
Sam Johnson	256	89.51%	<div><div></div></div>
Xiomar Pierre	30	10.49%	<div><div></div></div>
Total Votes Cast	286	100.00%	<div><div></div></div>
Overvotes	0		
Undervotes	62		
Contest Totals	348		

### Trustee, Place 3 – Plano ISD


Vote For 1

	TOTAL	VOTE %	
Nancy C. Humphrey	212	72.60%	<div><div></div></div>
Harper Weaver	80	27.40%	<div><div></div></div>
Total Votes Cast	292	100.00%	<div><div></div></div>
Overvotes	0		
Undervotes	56		
Contest Totals	348		

### Trustee, Place 6 – Plano ISD

Vote For 1

	TOTAL	VOTE %	
Andrew Rettke	29	9.60%	<div><div></div></div>
Elisa Klein	157	51.99%	<div><div></div></div>
Dash Weerasinghe	116	38.41%	<div><div></div></div>
Total Votes Cast	302	100.00%	<div><div></div></div>
Overvotes	0		
Undervotes	46		
Contest Totals	348		



Collin County Seal  
Watermark Seal for Collin County.  
Collin County Government

PCT 087

Statistics	TOTAL
Registered Voters - Total	3,503
Ballots Cast - Total	689
Voter Turnout - Total	19.67%

Trustee, Place 4 - Collin Co. Comm. College Dist.  
Vote For 1

	TOTAL	VOTE %
Tamara Thomas	263	48.35%
Staci L. Weaver	281	51.65%
Total Votes Cast	544	100.00%
Overvotes	0	
Undervotes	145	
Contest Totals	689	

Trustee, Place 5 - Collin Co. Comm. College Dist.  
Vote For 1

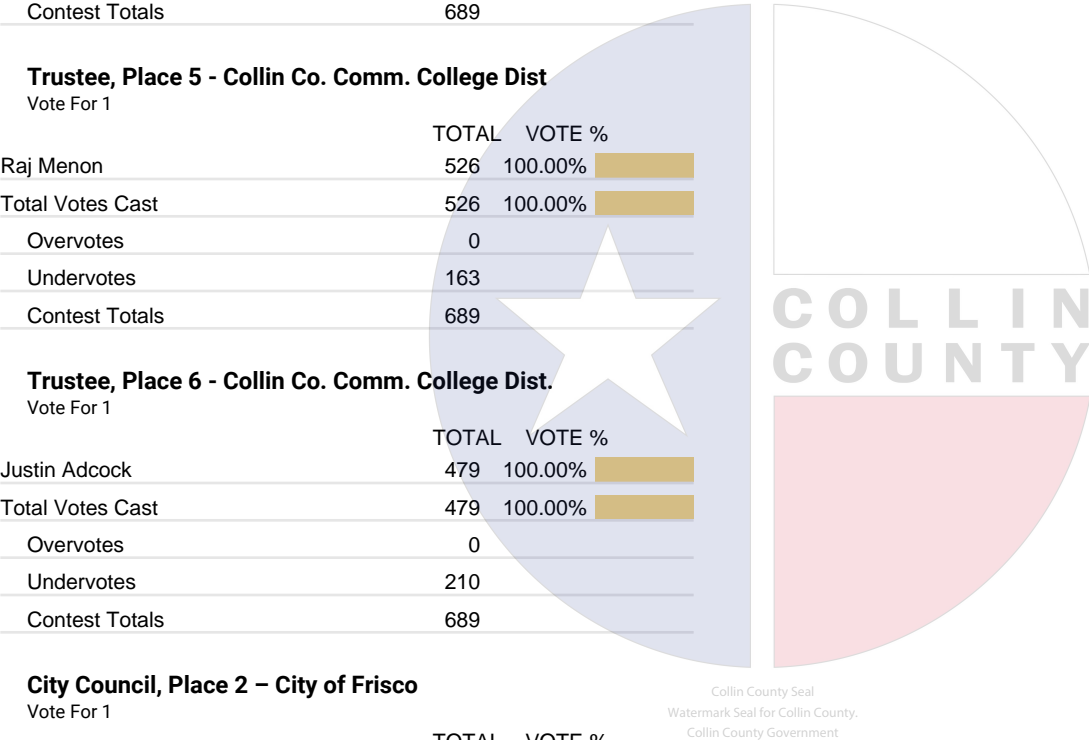
	TOTAL	VOTE %
Raj Menon	526	100.00%
Total Votes Cast	526	100.00%
Overvotes	0	
Undervotes	163	
Contest Totals	689	

Trustee, Place 6 - Collin Co. Comm. College Dist.  
Vote For 1

	TOTAL	VOTE %
Justin Adcock	479	100.00%
Total Votes Cast	479	100.00%
Overvotes	0	
Undervotes	210	
Contest Totals	689	

City Council, Place 2 – City of Frisco  
Vote For 1

	TOTAL	VOTE %
Burt Thakur	199	30.76%
Sai Krishnarajanagar	286	44.20%
Tammy Meinershagen	162	25.04%
Total Votes Cast	647	100.00%
Overvotes	0	
Undervotes	42	
Contest Totals	689	



PCT 087

City Council, Place 4 – City of Frisco  
Vote For 1

	TOTAL	VOTE %
Josh Meek	64	9.44%
Jared Elad	63	9.29%
Jerry Spencer	18	2.65%
Gopal Ponangi	352	51.92%
Sangita Datta	181	26.70%
Total Votes Cast	678	100.00%
Overvotes	0	
Undervotes	11	
Contest Totals	689	

Proposition A – City of Frisco  
Vote For 1

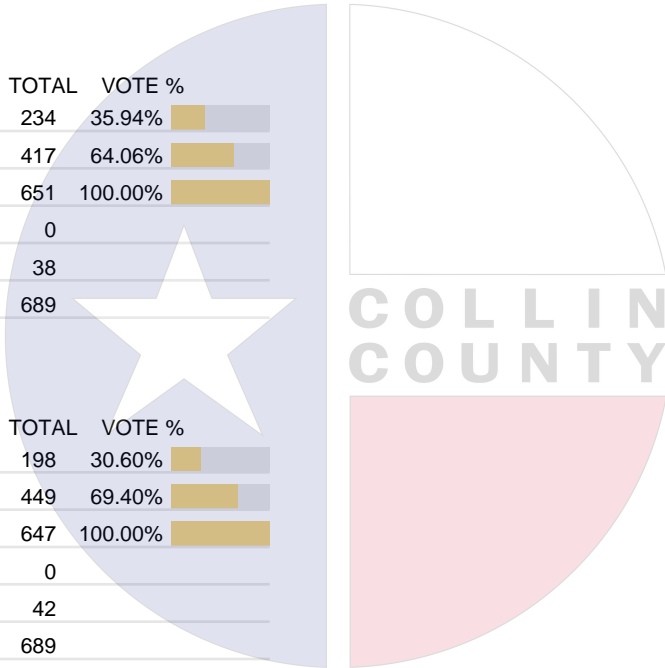
	TOTAL	VOTE %
For	234	35.94%
Against	417	64.06%
Total Votes Cast	651	100.00%
Overvotes	0	
Undervotes	38	
Contest Totals	689	

Proposition B – City of Frisco  
Vote For 1

	TOTAL	VOTE %
For	198	30.60%
Against	449	69.40%
Total Votes Cast	647	100.00%
Overvotes	0	
Undervotes	42	
Contest Totals	689	

Proposition C – City of Frisco  
Vote For 1

	TOTAL	VOTE %
For	430	67.40%
Against	208	32.60%
Total Votes Cast	638	100.00%
Overvotes	0	
Undervotes	51	
Contest Totals	689	



Collin County Seal  
Watermark Seal for Collin County,  
Collin County Government



PCT 087

Proposition D – City of Frisco  
Vote For 1

	TOTAL	VOTE %	
For	156	24.92%	<div><div></div></div>
Against	470	75.08%	<div><div></div></div>
Total Votes Cast	626	100.00%	<div><div></div></div>
Overvotes	0		
Undervotes	63		
Contest Totals	689		

Proposition E – City of Frisco  
Vote For 1

	TOTAL	VOTE %	
For	273	44.46%	<div><div></div></div>
Against	341	55.54%	<div><div></div></div>
Total Votes Cast	614	100.00%	<div><div></div></div>
Overvotes	0		
Undervotes	75		
Contest Totals	689		

Proposition F – City of Frisco  
Vote For 1

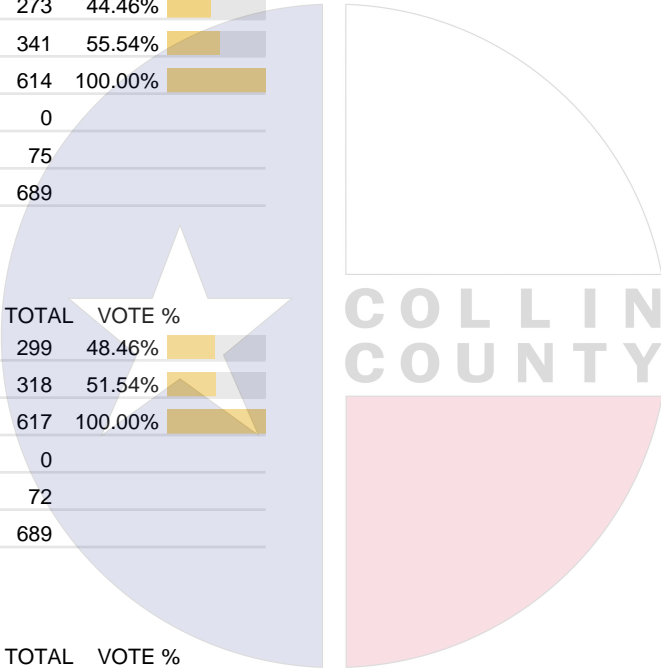
	TOTAL	VOTE %	
For	299	48.46%	<div><div></div></div>
Against	318	51.54%	<div><div></div></div>
Total Votes Cast	617	100.00%	<div><div></div></div>
Overvotes	0		
Undervotes	72		
Contest Totals	689		

Proposition G – City of Frisco  
Vote For 1

	TOTAL	VOTE %	
For	367	60.36%	<div><div></div></div>
Against	241	39.64%	<div><div></div></div>
Total Votes Cast	608	100.00%	<div><div></div></div>
Overvotes	0		
Undervotes	81		
Contest Totals	689		

Proposition H – City of Frisco  
Vote For 1

	TOTAL	VOTE %	
For	397	65.84%	<div><div></div></div>
Against	206	34.16%	<div><div></div></div>
Total Votes Cast	603	100.00%	<div><div></div></div>
Overvotes	0		
Undervotes	86		
Contest Totals	689		



Collin County Seal  
Watermark Seal for Collin County.  
Collin County Government

PCT 087

Proposition I – City of Frisco  
Vote For 1

	TOTAL	VOTE %	
For	296	49.75%	<div><div></div></div>
Against	299	50.25%	<div><div></div></div>
Total Votes Cast	595	100.00%	<div><div></div></div>
Overvotes	0		
Undervotes	94		
Contest Totals	689		

Proposition J – City of Frisco  
Vote For 1

	TOTAL	VOTE %	
For	269	44.76%	<div><div></div></div>
Against	332	55.24%	<div><div></div></div>
Total Votes Cast	601	100.00%	<div><div></div></div>
Overvotes	0		
Undervotes	88		
Contest Totals	689		

Proposition K – City of Frisco  
Vote For 1

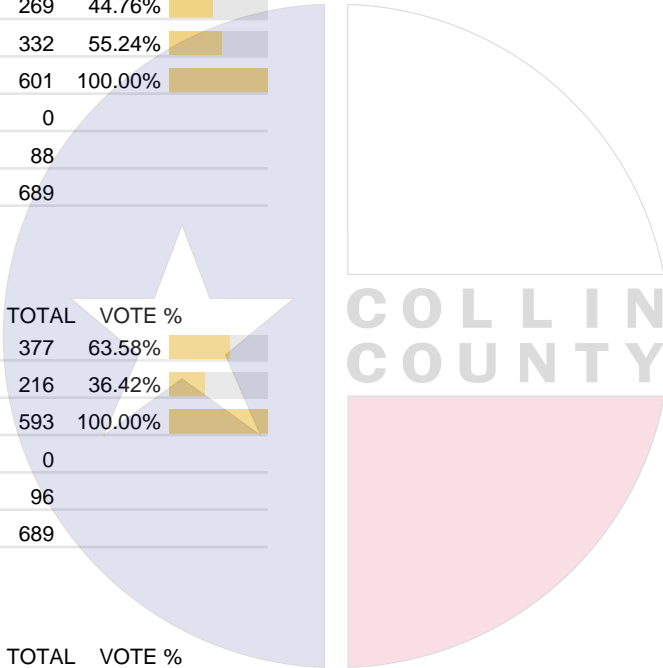
	TOTAL	VOTE %	
For	377	63.58%	<div><div></div></div>
Against	216	36.42%	<div><div></div></div>
Total Votes Cast	593	100.00%	<div><div></div></div>
Overvotes	0		
Undervotes	96		
Contest Totals	689		

Proposition L - City of Frisco  
Vote For 1

	TOTAL	VOTE %	
For	325	54.62%	<div><div></div></div>
Against	270	45.38%	<div><div></div></div>
Total Votes Cast	595	100.00%	<div><div></div></div>
Overvotes	0		
Undervotes	94		
Contest Totals	689		

Proposition M – City of Frisco  
Vote For 1

	TOTAL	VOTE %	
For	394	65.89%	<div><div></div></div>
Against	204	34.11%	<div><div></div></div>
Total Votes Cast	598	100.00%	<div><div></div></div>
Overvotes	0		
Undervotes	91		
Contest Totals	689		



Collin County Seal  
Watermark Seal for Collin County.  
Collin County Government

PCT 087

Proposition N – City of Frisco  
Vote For 1

	TOTAL	VOTE %	
For	365	62.39%	<div><div></div></div>
Against	220	37.61%	<div><div></div></div>
Total Votes Cast	585	100.00%	<div><div></div></div>
Overvotes	0		
Undervotes	104		
Contest Totals	689		

Trustee, Place 1 – Frisco ISD  
Vote For 1

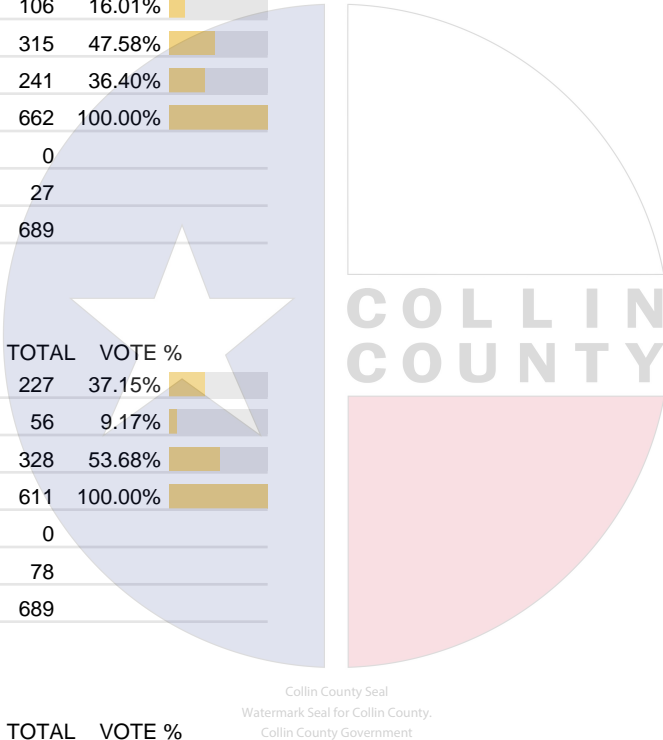
	TOTAL	VOTE %	
Amit Kalra	106	16.01%	<div><div></div></div>
Suresh Manduva	315	47.58%	<div><div></div></div>
Muni Janagarajan	241	36.40%	<div><div></div></div>
Total Votes Cast	662	100.00%	<div><div></div></div>
Overvotes	0		
Undervotes	27		
Contest Totals	689		

Trustee, Place 2 – Frisco ISD  
Vote For 1

	TOTAL	VOTE %	
Melanie Barrios Jones	227	37.15%	<div><div></div></div>
Ange Yao	56	9.17%	<div><div></div></div>
Renee Sample	328	53.68%	<div><div></div></div>
Total Votes Cast	611	100.00%	<div><div></div></div>
Overvotes	0		
Undervotes	78		
Contest Totals	689		

Trustee, Place 3 – Frisco ISD  
Vote For 1

	TOTAL	VOTE %	
Stuart Shulman	304	50.33%	<div><div></div></div>
Stephanie Elad	300	49.67%	<div><div></div></div>
Total Votes Cast	604	100.00%	<div><div></div></div>
Overvotes	0		
Undervotes	85		
Contest Totals	689		



PCT 088

Statistics	TOTAL
Registered Voters - Total	1,412
Ballots Cast - Total	57
Voter Turnout - Total	4.04%

Trustee, Place 4 - Collin Co. Comm. College Dist.  
Vote For 1

	TOTAL	VOTE %
Tamara Thomas	17	44.74%
Staci L. Weaver	21	55.26%
Total Votes Cast	38	100.00%
Overvotes	0	
Undervotes	19	
Contest Totals	57	

Trustee, Place 5 - Collin Co. Comm. College Dist.  
Vote For 1

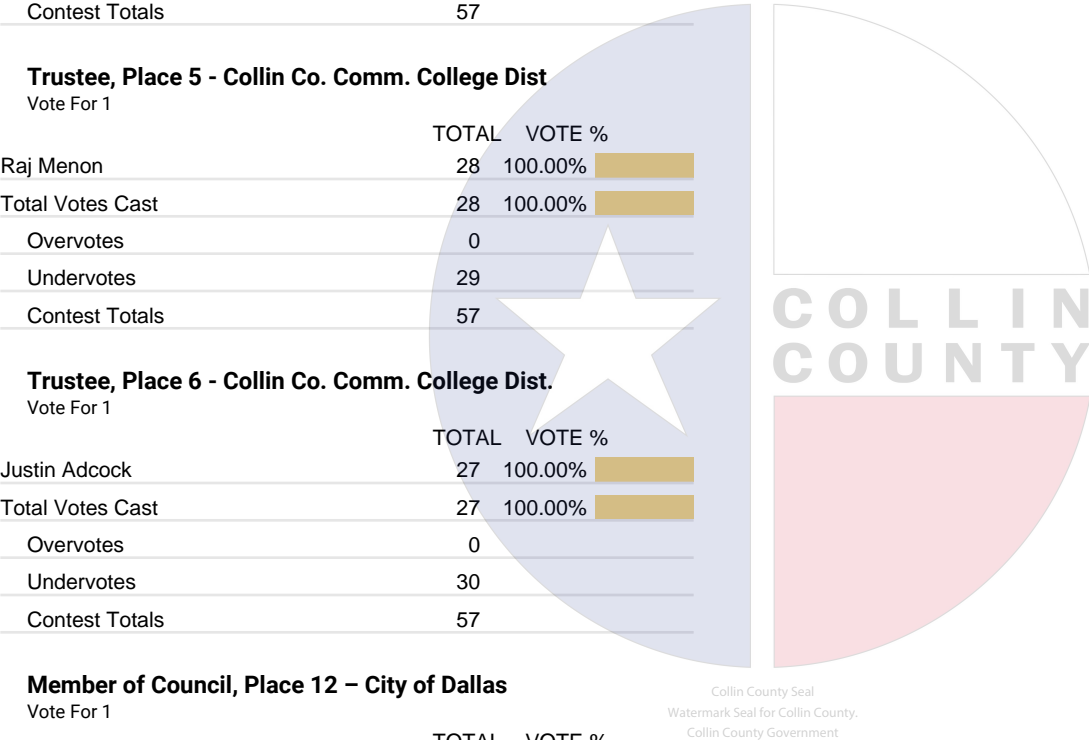
	TOTAL	VOTE %
Raj Menon	28	100.00%
Total Votes Cast	28	100.00%
Overvotes	0	
Undervotes	29	
Contest Totals	57	

Trustee, Place 6 - Collin Co. Comm. College Dist.  
Vote For 1

	TOTAL	VOTE %
Justin Adcock	27	100.00%
Total Votes Cast	27	100.00%
Overvotes	0	
Undervotes	30	
Contest Totals	57	

Member of Council, Place 12 – City of Dallas  
Vote For 1

	TOTAL	VOTE %
Cara Mendelsohn	45	80.36%
Marc Rossouw	8	14.29%
Jose Cavazos	3	5.36%
Total Votes Cast	56	100.00%
Overvotes	0	
Undervotes	1	
Contest Totals	57	



PCT 088

Trustee, Place 1 – Plano ISD  
Vote For 1

	TOTAL	VOTE %	
Lauren Tyra	32	100.00%	<div><div></div></div>
Total Votes Cast	32	100.00%	<div><div></div></div>
Overvotes	0		
Undervotes	25		
Contest Totals	57		

Trustee, Place 2 – Plano ISD  
Vote For 1

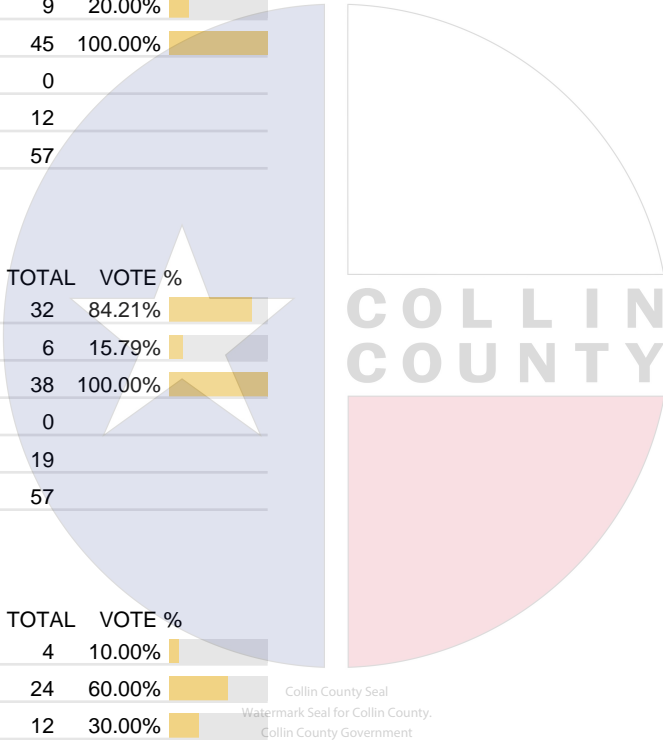
	TOTAL	VOTE %	
Sam Johnson	36	80.00%	<div><div></div></div>
Xiomar Pierre	9	20.00%	<div><div></div></div>
Total Votes Cast	45	100.00%	<div><div></div></div>
Overvotes	0		
Undervotes	12		
Contest Totals	57		

Trustee, Place 3 – Plano ISD  
Vote For 1

	TOTAL	VOTE %	
Nancy C. Humphrey	32	84.21%	<div><div></div></div>
Harper Weaver	6	15.79%	<div><div></div></div>
Total Votes Cast	38	100.00%	<div><div></div></div>
Overvotes	0		
Undervotes	19		
Contest Totals	57		

Trustee, Place 6 – Plano ISD  
Vote For 1

	TOTAL	VOTE %	
Andrew Rettke	4	10.00%	<div><div></div></div>
Elisa Klein	24	60.00%	<div><div></div></div>
Dash Weerasinghe	12	30.00%	<div><div></div></div>
Total Votes Cast	40	100.00%	<div><div></div></div>
Overvotes	0		
Undervotes	17		
Contest Totals	57		



PCT 089

Statistics	TOTAL
Registered Voters - Total	3,137
Ballots Cast - Total	375
Voter Turnout - Total	11.95%

Trustee, Place 4 - Collin Co. Comm. College Dist.  
Vote For 1

	TOTAL	VOTE %	
Tamara Thomas	144	42.99%	<div><div></div></div>
Staci L. Weaver	191	57.01%	<div><div></div></div>
Total Votes Cast	335	100.00%	<div><div></div></div>
Overvotes	0		
Undervotes	40		
Contest Totals	375		

Trustee, Place 5 - Collin Co. Comm. College Dist.  
Vote For 1

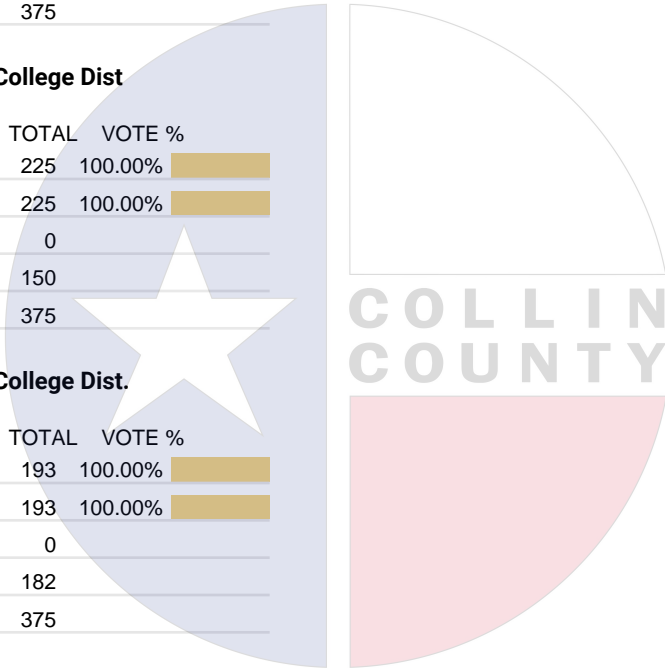
	TOTAL	VOTE %	
Raj Menon	225	100.00%	<div><div></div></div>
Total Votes Cast	225	100.00%	<div><div></div></div>
Overvotes	0		
Undervotes	150		
Contest Totals	375		

Trustee, Place 6 - Collin Co. Comm. College Dist.  
Vote For 1

	TOTAL	VOTE %	
Justin Adcock	193	100.00%	<div><div></div></div>
Total Votes Cast	193	100.00%	<div><div></div></div>
Overvotes	0		
Undervotes	182		
Contest Totals	375		

Councilmember, Place No. 2, District No. 2 – City of Plano  
Vote For 1

	TOTAL	VOTE %	
Bob Kehr	187	50.95%	<div><div></div></div>
Carson K. Underwood	47	12.81%	<div><div></div></div>
Douglas Reeves	133	36.24%	<div><div></div></div>
Total Votes Cast	367	100.00%	<div><div></div></div>
Overvotes	0		
Undervotes	8		
Contest Totals	375		



Collin County Seal  
Watermark Seal for Collin County,  
Collin County Government

## PCT 089

### Councilmember, Place No. 4, District No. 4 – City of Plano

Vote For 1

	TOTAL	VOTE %	
Cody Weaver	170	48.43%	<div><div></div></div>
Christene “Chris” Krupa Downs	181	51.57%	<div><div></div></div>
Total Votes Cast	351	100.00%	<div><div></div></div>
Overvotes	0		
Undervotes	24		
Contest Totals	375		

### Councilmember, Place No. 6, Mayor – City of Plano

Vote For 1

	TOTAL	VOTE %	
John Muns	278	100.00%	<div><div></div></div>
Total Votes Cast	278	100.00%	<div><div></div></div>
Overvotes	0		
Undervotes	97		
Contest Totals	375		

### Councilmember, Place No. 8 – City of Plano

Vote For 1

	TOTAL	VOTE %	
Vidal Quintanilla	175	49.30%	<div><div></div></div>
Hayden Padgett	180	50.70%	<div><div></div></div>
Total Votes Cast	355	100.00%	<div><div></div></div>
Overvotes	0		
Undervotes	20		
Contest Totals	375		

### Councilmember, Place No. 5, Unexpired Term – City of Plano


Vote For 1

	TOTAL	VOTE %	
Gary Cary	168	47.06%	<div><div></div></div>
Steve Lavine	189	52.94%	<div><div></div></div>
Total Votes Cast	357	100.00%	<div><div></div></div>
Overvotes	0		
Undervotes	18		
Contest Totals	375		

### Proposition A – City of Plano

Vote For 1

	TOTAL	VOTE %	
For	268	74.44%	<div><div></div></div>
Against	92	25.56%	<div><div></div></div>
Total Votes Cast	360	100.00%	<div><div></div></div>
Overvotes	0		
Undervotes	15		
Contest Totals	375		



Collin County Seal  
Watermark Seal for Collin County,  
Collin County Government

## PCT 089

### Proposition B – City of Plano

Vote For 1

	TOTAL	VOTE %	
For	211	58.94%	<div><div></div></div>
Against	147	41.06%	<div><div></div></div>
Total Votes Cast	358	100.00%	<div><div></div></div>
Overvotes	0		
Undervotes	17		
Contest Totals	375		

### Proposition C – City of Plano

Vote For 1

	TOTAL	VOTE %	
For	216	61.19%	<div><div></div></div>
Against	137	38.81%	<div><div></div></div>
Total Votes Cast	353	100.00%	<div><div></div></div>
Overvotes	0		
Undervotes	22		
Contest Totals	375		

### Proposition D – City of Plano

Vote For 1

	TOTAL	VOTE %	
For	231	65.25%	<div><div></div></div>
Against	123	34.75%	<div><div></div></div>
Total Votes Cast	354	100.00%	<div><div></div></div>
Overvotes	0		
Undervotes	21		
Contest Totals	375		

### Proposition E – City of Plano

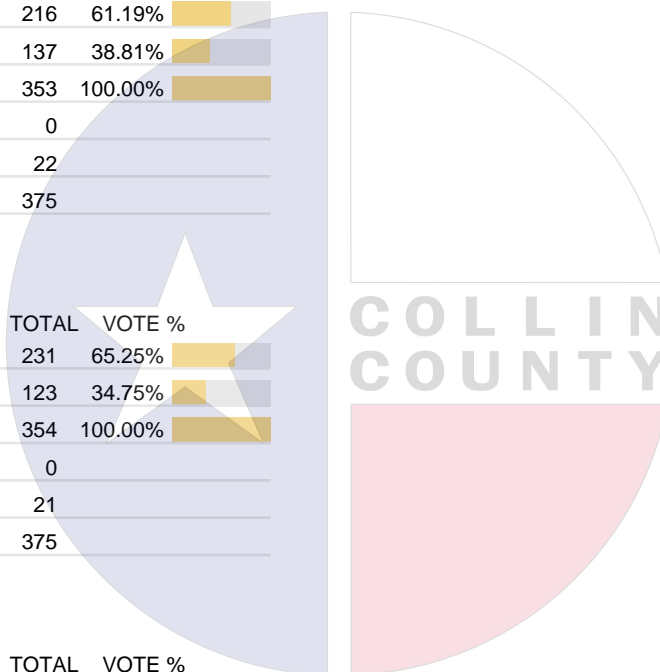
Vote For 1

	TOTAL	VOTE %	
For	182	52.15%	<div><div></div></div>
Against	167	47.85%	<div><div></div></div>
Total Votes Cast	349	100.00%	<div><div></div></div>
Overvotes	0		
Undervotes	26		
Contest Totals	375		

### Proposition F – City of Plano

Vote For 1

	TOTAL	VOTE %	
For	221	62.43%	<div><div></div></div>
Against	133	37.57%	<div><div></div></div>
Total Votes Cast	354	100.00%	<div><div></div></div>
Overvotes	0		
Undervotes	21		
Contest Totals	375		



Collin County Seal  
Watermark Seal for Collin County.  
Collin County Government



## PCT 089

### Proposition G – City of Plano

Vote For 1

	TOTAL	VOTE %	
For	248	70.06%	<div><div></div></div>
Against	106	29.94%	<div><div></div></div>
Total Votes Cast	354	100.00%	<div><div></div></div>
Overvotes	0		
Undervotes	21		
Contest Totals	375		

### Trustee, Place 1 – Plano ISD

Vote For 1

	TOTAL	VOTE %	
Lauren Tyra	231	100.00%	<div><div></div></div>
Total Votes Cast	231	100.00%	<div><div></div></div>
Overvotes	0		
Undervotes	144		
Contest Totals	375		

### Trustee, Place 2 – Plano ISD

Vote For 1

	TOTAL	VOTE %	
Sam Johnson	248	83.78%	<div><div></div></div>
Xiomar Pierre	48	16.22%	<div><div></div></div>
Total Votes Cast	296	100.00%	<div><div></div></div>
Overvotes	0		
Undervotes	79		
Contest Totals	375		

### Trustee, Place 3 – Plano ISD


Vote For 1

	TOTAL	VOTE %	
Nancy C. Humphrey	203	67.44%	<div><div></div></div>
Harper Weaver	98	32.56%	<div><div></div></div>
Total Votes Cast	301	100.00%	<div><div></div></div>
Overvotes	0		
Undervotes	74		
Contest Totals	375		

### Trustee, Place 6 – Plano ISD

Vote For 1

	TOTAL	VOTE %	
Andrew Rettke	30	8.82%	<div><div></div></div>
Elisa Klein	164	48.24%	<div><div></div></div>
Dash Weerasinghe	146	42.94%	<div><div></div></div>
Total Votes Cast	340	100.00%	<div><div></div></div>
Overvotes	0		
Undervotes	35		
Contest Totals	375		



Collin County Seal  
Watermark Seal for Collin County.  
Collin County Government

PCT 090

Statistics	TOTAL
Registered Voters - Total	3,139
Ballots Cast - Total	403
Voter Turnout - Total	12.84%

Trustee, Place 4 - Collin Co. Comm. College Dist.  
Vote For 1

	TOTAL	VOTE %
Tamara Thomas	110	31.07%
Staci L. Weaver	244	68.93%
Total Votes Cast	354	100.00%
Overvotes	0	
Undervotes	49	
Contest Totals	403	

Trustee, Place 5 - Collin Co. Comm. College Dist.  
Vote For 1

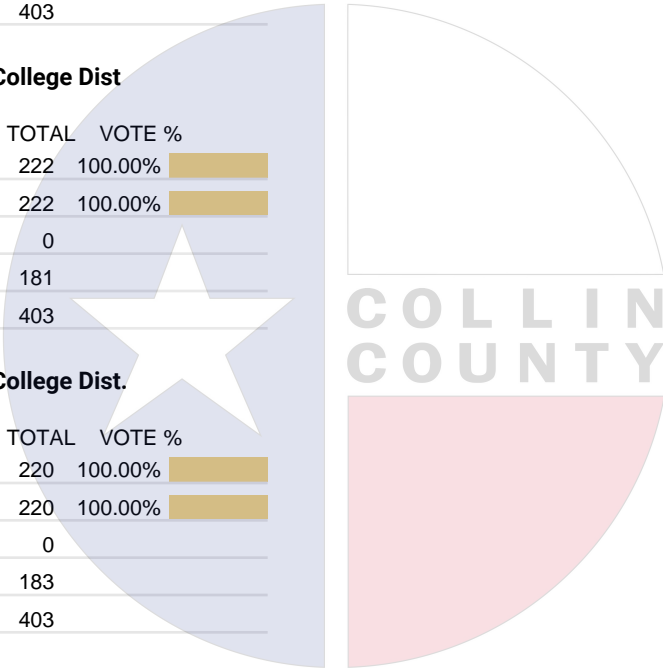
	TOTAL	VOTE %
Raj Menon	222	100.00%
Total Votes Cast	222	100.00%
Overvotes	0	
Undervotes	181	
Contest Totals	403	

Trustee, Place 6 - Collin Co. Comm. College Dist.  
Vote For 1

	TOTAL	VOTE %
Justin Adcock	220	100.00%
Total Votes Cast	220	100.00%
Overvotes	0	
Undervotes	183	
Contest Totals	403	

Councilmember, Place No. 2, District No. 2 – City of Plano  
Vote For 1

	TOTAL	VOTE %
Bob Kehr	202	53.30%
Carson K. Underwood	77	20.32%
Douglas Reeves	100	26.39%
Total Votes Cast	379	100.00%
Overvotes	0	
Undervotes	24	
Contest Totals	403	



Collin County Seal  
Watermark Seal for Collin County,  
Collin County Government

## PCT 090

### Councilmember, Place No. 4, District No. 4 – City of Plano

Vote For 1

	TOTAL	VOTE %	
Cody Weaver	216	57.91%	<div><div></div></div>
Christene “Chris” Krupa Downs	157	42.09%	<div><div></div></div>
Total Votes Cast	373	100.00%	<div><div></div></div>
Overvotes	0		
Undervotes	30		
Contest Totals	403		

### Councilmember, Place No. 6, Mayor – City of Plano

Vote For 1

	TOTAL	VOTE %	
John Muns	269	100.00%	<div><div></div></div>
Total Votes Cast	269	100.00%	<div><div></div></div>
Overvotes	0		
Undervotes	134		
Contest Totals	403		

### Councilmember, Place No. 8 – City of Plano

Vote For 1

	TOTAL	VOTE %	
Vidal Quintanilla	168	45.53%	<div><div></div></div>
Hayden Padgett	201	54.47%	<div><div></div></div>
Total Votes Cast	369	100.00%	<div><div></div></div>
Overvotes	0		
Undervotes	34		
Contest Totals	403		

### Councilmember, Place No. 5, Unexpired Term – City of Plano

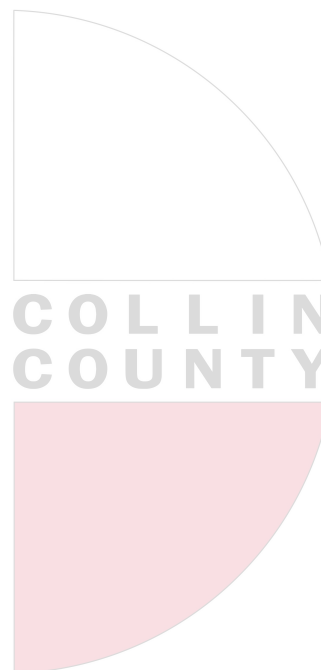
Vote For 1

	TOTAL	VOTE %	
Gary Cary	212	56.38%	<div><div></div></div>
Steve Lavine	164	43.62%	<div><div></div></div>
Total Votes Cast	376	100.00%	<div><div></div></div>
Overvotes	0		
Undervotes	27		
Contest Totals	403		

### Proposition A – City of Plano

Vote For 1




	TOTAL	VOTE %	
For	270	67.67%	<div><div></div></div>
Against	129	32.33%	<div><div></div></div>
Total Votes Cast	399	100.00%	<div><div></div></div>
Overvotes	0		
Undervotes	4		
Contest Totals	403		



## PCT 090




### Proposition B – City of Plano

Vote For 1

	TOTAL	VOTE %	
For	266	66.83%	
Against	132	33.17%	
Total Votes Cast	398	100.00%	
Overvotes	0		
Undervotes	5		
Contest Totals	403		




### Proposition C – City of Plano

Vote For 1

	TOTAL	VOTE %	
For	262	66.33%	
Against	133	33.67%	
Total Votes Cast	395	100.00%	
Overvotes	0		
Undervotes	8		
Contest Totals	403		




### Proposition D – City of Plano

Vote For 1

	TOTAL	VOTE %	
For	260	65.82%	
Against	135	34.18%	
Total Votes Cast	395	100.00%	
Overvotes	0		
Undervotes	8		
Contest Totals	403		




### Proposition E – City of Plano

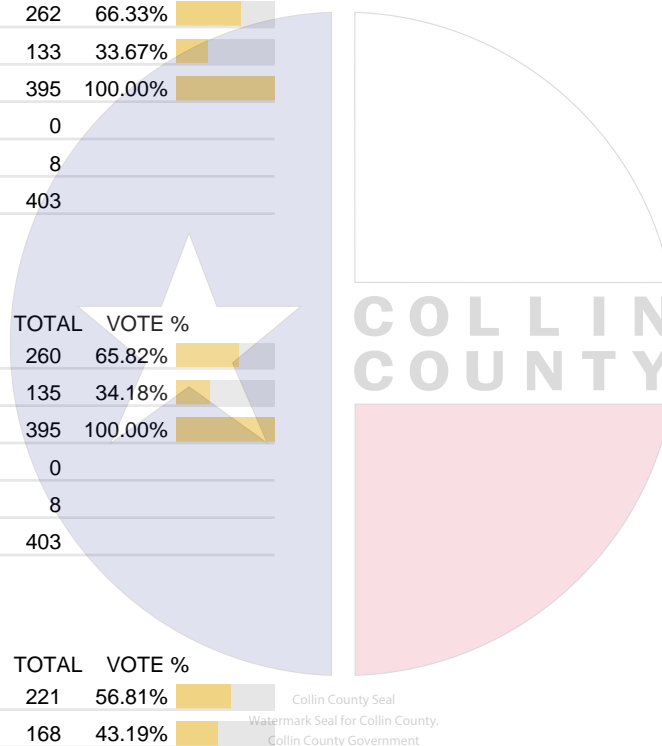
Vote For 1

	TOTAL	VOTE %	
For	221	56.81%	
Against	168	43.19%	
Total Votes Cast	389	100.00%	
Overvotes	0		
Undervotes	14		
Contest Totals	403		

### Proposition F – City of Plano

Vote For 1

	TOTAL	VOTE %	
For	242	61.73%	
Against	150	38.27%	
Total Votes Cast	392	100.00%	
Overvotes	0		
Undervotes	11		
Contest Totals	403		



Precinct Results Report  
Joint General and Special Elections  
May 3, 2025

FINAL RESULTS  
All Races  
Collin County

## PCT 090

### Proposition G – City of Plano

Vote For 1

	TOTAL	VOTE %	
For	274	70.08%	<div><div></div></div>
Against	117	29.92%	<div><div></div></div>
Total Votes Cast	391	100.00%	<div><div></div></div>
Overvotes	0		
Undervotes	12		
Contest Totals	403		

### Trustee, Place 1 – Plano ISD

Vote For 1

	TOTAL	VOTE %	
Lauren Tyra	227	100.00%	<div><div></div></div>
Total Votes Cast	227	100.00%	<div><div></div></div>
Overvotes	0		
Undervotes	176		
Contest Totals	403		

### Trustee, Place 2 – Plano ISD

Vote For 1

	TOTAL	VOTE %	
Sam Johnson	270	89.11%	<div><div></div></div>
Xiomar Pierre	33	10.89%	<div><div></div></div>
Total Votes Cast	303	100.00%	<div><div></div></div>
Overvotes	0		
Undervotes	100		
Contest Totals	403		

### Trustee, Place 3 – Plano ISD


Vote For 1

	TOTAL	VOTE %	
Nancy C. Humphrey	238	73.91%	<div><div></div></div>
Harper Weaver	84	26.09%	<div><div></div></div>
Total Votes Cast	322	100.00%	<div><div></div></div>
Overvotes	0		
Undervotes	81		
Contest Totals	403		

### Trustee, Place 6 – Plano ISD

Vote For 1

	TOTAL	VOTE %	
Andrew Rettke	27	7.74%	<div><div></div></div>
Elisa Klein	148	42.41%	<div><div></div></div>
Dash Weerasinghe	174	49.86%	<div><div></div></div>
Total Votes Cast	349	100.00%	<div><div></div></div>
Overvotes	0		
Undervotes	54		
Contest Totals	403		



Collin County Seal  
Watermark Seal for Collin County.  
Collin County Government

PCT 091

Statistics	TOTAL
Registered Voters - Total	2,264
Ballots Cast - Total	339
Voter Turnout - Total	14.97%

Trustee, Place 4 - Collin Co. Comm. College Dist.  
Vote For 1

	TOTAL	VOTE %
Tamara Thomas	144	48.81%
Staci L. Weaver	151	51.19%
Total Votes Cast	295	100.00%
Overvotes	0	
Undervotes	44	
Contest Totals	339	

Trustee, Place 5 - Collin Co. Comm. College Dist.  
Vote For 1

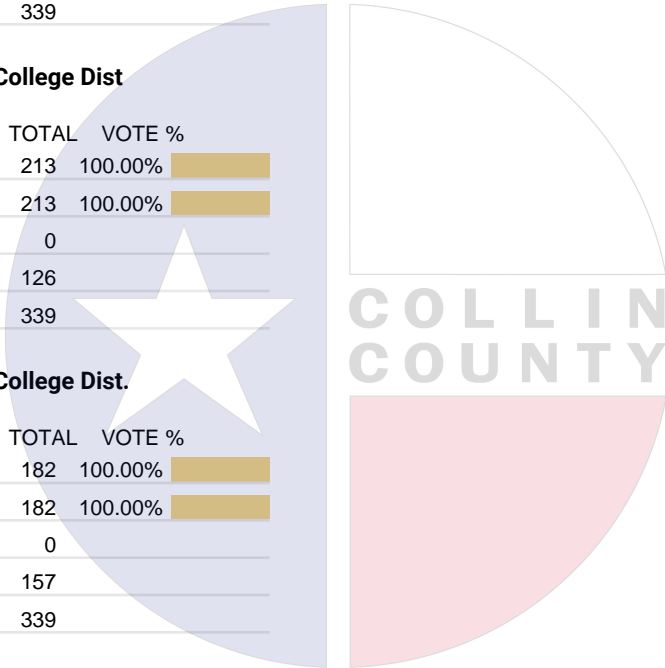
	TOTAL	VOTE %
Raj Menon	213	100.00%
Total Votes Cast	213	100.00%
Overvotes	0	
Undervotes	126	
Contest Totals	339	

Trustee, Place 6 - Collin Co. Comm. College Dist.  
Vote For 1

	TOTAL	VOTE %
Justin Adcock	182	100.00%
Total Votes Cast	182	100.00%
Overvotes	0	
Undervotes	157	
Contest Totals	339	

Councilmember, Place No. 2, District No. 2 – City of Plano  
Vote For 1

	TOTAL	VOTE %
Bob Kehr	193	60.69%
Carson K. Underwood	59	18.55%
Douglas Reeves	66	20.75%
Total Votes Cast	318	100.00%
Overvotes	0	
Undervotes	21	
Contest Totals	339	



Collin County Seal  
Watermark Seal for Collin County,  
Collin County Government

## PCT 091

### Councilmember, Place No. 4, District No. 4 – City of Plano

Vote For 1

	TOTAL	VOTE %	
Cody Weaver	128	41.03%	<div><div></div></div>
Christene “Chris” Krupa Downs	184	58.97%	<div><div></div></div>
Total Votes Cast	312	100.00%	<div><div></div></div>
Overvotes	0		
Undervotes	27		
Contest Totals	339		

### Councilmember, Place No. 6, Mayor – City of Plano

Vote For 1

	TOTAL	VOTE %	
John Muns	244	100.00%	<div><div></div></div>
Total Votes Cast	244	100.00%	<div><div></div></div>
Overvotes	0		
Undervotes	95		
Contest Totals	339		

### Councilmember, Place No. 8 – City of Plano

Vote For 1

	TOTAL	VOTE %	
Vidal Quintanilla	180	56.60%	<div><div></div></div>
Hayden Padgett	138	43.40%	<div><div></div></div>
Total Votes Cast	318	100.00%	<div><div></div></div>
Overvotes	0		
Undervotes	21		
Contest Totals	339		

### Councilmember, Place No. 5, Unexpired Term – City of Plano


Vote For 1

	TOTAL	VOTE %	
Gary Cary	117	37.86%	<div><div></div></div>
Steve Lavine	192	62.14%	<div><div></div></div>
Total Votes Cast	309	100.00%	<div><div></div></div>
Overvotes	0		
Undervotes	30		
Contest Totals	339		

### Proposition A – City of Plano

Vote For 1

	TOTAL	VOTE %	
For	235	72.09%	<div><div></div></div>
Against	91	27.91%	<div><div></div></div>
Total Votes Cast	326	100.00%	<div><div></div></div>
Overvotes	0		
Undervotes	13		
Contest Totals	339		



## PCT 091

### Proposition B – City of Plano

Vote For 1

	TOTAL	VOTE %	
For	193	59.75%	<div><div></div></div>
Against	130	40.25%	<div><div></div></div>
Total Votes Cast	323	100.00%	<div><div></div></div>
Overvotes	0		
Undervotes	16		
Contest Totals	339		

### Proposition C – City of Plano

Vote For 1

	TOTAL	VOTE %	
For	206	63.19%	<div><div></div></div>
Against	120	36.81%	<div><div></div></div>
Total Votes Cast	326	100.00%	<div><div></div></div>
Overvotes	0		
Undervotes	13		
Contest Totals	339		

### Proposition D – City of Plano

Vote For 1

	TOTAL	VOTE %	
For	214	65.64%	<div><div></div></div>
Against	112	34.36%	<div><div></div></div>
Total Votes Cast	326	100.00%	<div><div></div></div>
Overvotes	0		
Undervotes	13		
Contest Totals	339		

### Proposition E – City of Plano

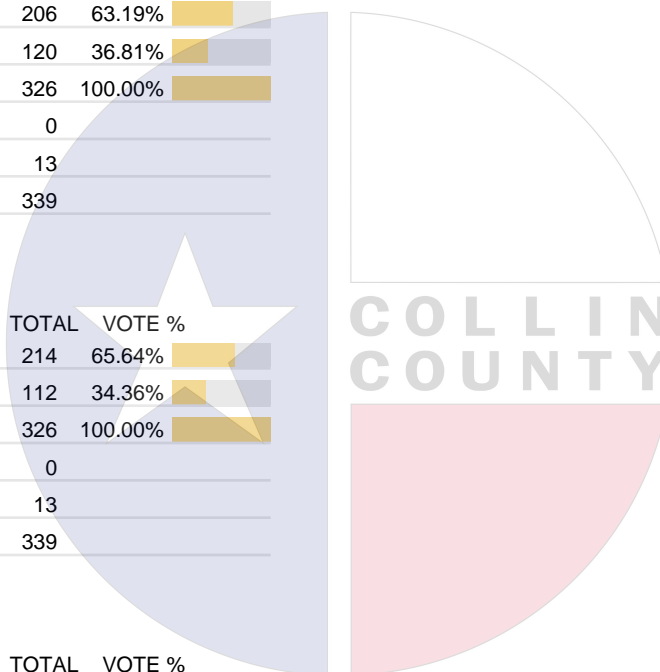
Vote For 1

	TOTAL	VOTE %	
For	187	58.44%	<div><div></div></div>
Against	133	41.56%	<div><div></div></div>
Total Votes Cast	320	100.00%	<div><div></div></div>
Overvotes	0		
Undervotes	19		
Contest Totals	339		

### Proposition F – City of Plano

Vote For 1

	TOTAL	VOTE %	
For	230	70.34%	<div><div></div></div>
Against	97	29.66%	<div><div></div></div>
Total Votes Cast	327	100.00%	<div><div></div></div>
Overvotes	0		
Undervotes	12		
Contest Totals	339		



Collin County Seal  
Watermark Seal for Collin County.  
Collin County Government



PCT 091

Proposition G – City of Plano  
Vote For 1

	TOTAL	VOTE %	
For	239	73.31%	<div><div></div></div>
Against	87	26.69%	<div><div></div></div>
Total Votes Cast	326	100.00%	<div><div></div></div>
Overvotes	0		
Undervotes	13		
Contest Totals	339		

Trustee, Place 1 – Plano ISD  
Vote For 1

	TOTAL	VOTE %	
Lauren Tyra	227	100.00%	<div><div></div></div>
Total Votes Cast	227	100.00%	<div><div></div></div>
Overvotes	0		
Undervotes	112		
Contest Totals	339		

Trustee, Place 2 – Plano ISD  
Vote For 1

	TOTAL	VOTE %	
Sam Johnson	266	92.36%	<div><div></div></div>
Xiomar Pierre	22	7.64%	<div><div></div></div>
Total Votes Cast	288	100.00%	<div><div></div></div>
Overvotes	0		
Undervotes	51		
Contest Totals	339		

Trustee, Place 3 – Plano ISD  
Vote For 1

	TOTAL	VOTE %	
Nancy C. Humphrey	221	73.91%	<div><div></div></div>
Harper Weaver	78	26.09%	<div><div></div></div>
Total Votes Cast	299	100.00%	<div><div></div></div>
Overvotes	0		
Undervotes	40		
Contest Totals	339		

Trustee, Place 6 – Plano ISD  
Vote For 1

	TOTAL	VOTE %	
Andrew Rettke	27	8.79%	<div><div></div></div>
Elisa Klein	195	63.52%	<div><div></div></div>
Dash Weerasinghe	85	27.69%	<div><div></div></div>
Total Votes Cast	307	100.00%	<div><div></div></div>
Overvotes	0		
Undervotes	32		
Contest Totals	339		

PCT 092

Statistics	TOTAL
Registered Voters - Total	4,470
Ballots Cast - Total	343
Voter Turnout - Total	7.67%

Trustee, Place 4 - Collin Co. Comm. College Dist.  
Vote For 1

	TOTAL	VOTE %	
Tamara Thomas	122	45.35%	<div><div></div></div>
Staci L. Weaver	147	54.65%	<div><div></div></div>
Total Votes Cast	269	100.00%	<div><div></div></div>
Overvotes	0		
Undervotes	74		
Contest Totals	343		

Trustee, Place 5 - Collin Co. Comm. College Dist.  
Vote For 1

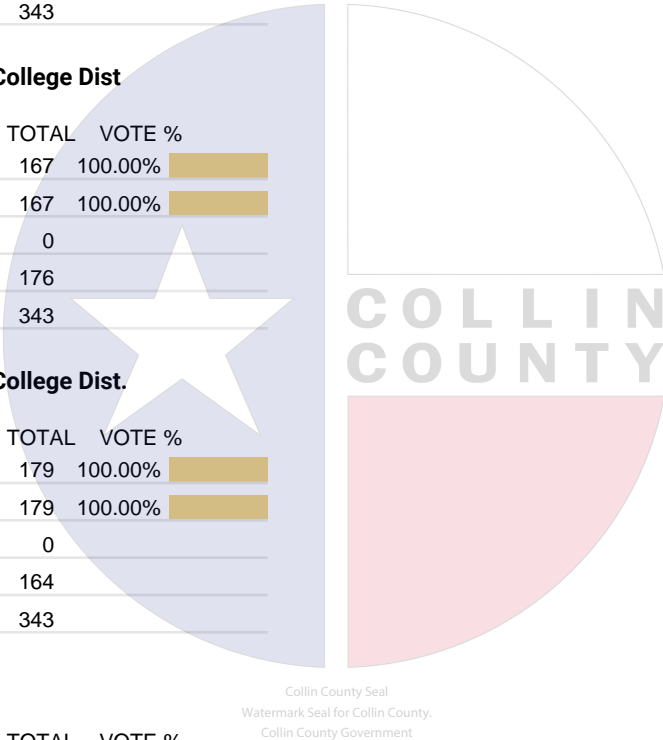
	TOTAL	VOTE %	
Raj Menon	167	100.00%	<div><div></div></div>
Total Votes Cast	167	100.00%	<div><div></div></div>
Overvotes	0		
Undervotes	176		
Contest Totals	343		

Trustee, Place 6 - Collin Co. Comm. College Dist.  
Vote For 1

	TOTAL	VOTE %	
Justin Adcock	179	100.00%	<div><div></div></div>
Total Votes Cast	179	100.00%	<div><div></div></div>
Overvotes	0		
Undervotes	164		
Contest Totals	343		

City Council, Place 2 – City of Frisco  
Vote For 1

	TOTAL	VOTE %	
Burt Thakur	112	35.56%	<div><div></div></div>
Sai Krishnarajanagar	23	7.30%	<div><div></div></div>
Tammy Meinershagen	180	57.14%	<div><div></div></div>
Total Votes Cast	315	100.00%	<div><div></div></div>
Overvotes	0		
Undervotes	28		
Contest Totals	343		



PCT 092

City Council, Place 4 – City of Frisco  
Vote For 1

	TOTAL	VOTE %	
Josh Meek	68	21.12%	<div><div></div></div>
Jared Elad	115	35.71%	<div><div></div></div>
Jerry Spencer	21	6.52%	<div><div></div></div>
Gopal Ponangi	68	21.12%	<div><div></div></div>
Sangita Datta	50	15.53%	<div><div></div></div>
Total Votes Cast	322	100.00%	<div><div></div></div>
Overvotes	0		
Undervotes	21		
Contest Totals	343		

Proposition A – City of Frisco  
Vote For 1

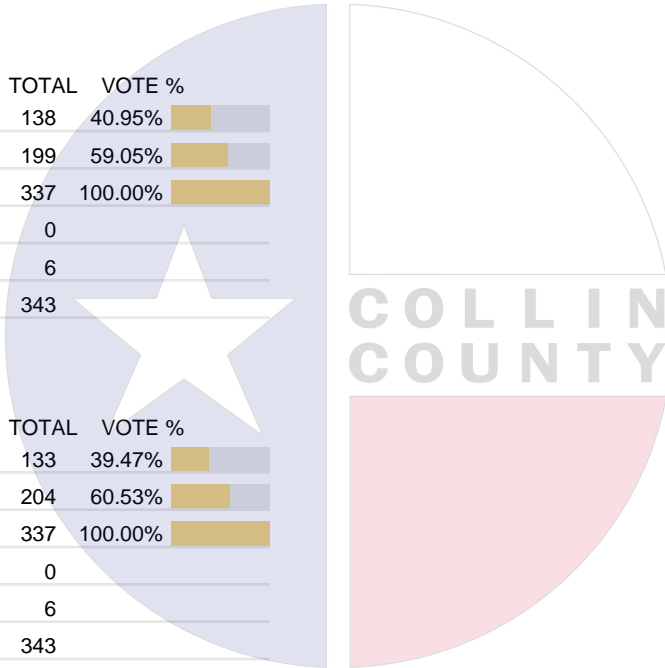
	TOTAL	VOTE %	
For	138	40.95%	<div><div></div></div>
Against	199	59.05%	<div><div></div></div>
Total Votes Cast	337	100.00%	<div><div></div></div>
Overvotes	0		
Undervotes	6		
Contest Totals	343		

Proposition B – City of Frisco  
Vote For 1

	TOTAL	VOTE %	
For	133	39.47%	<div><div></div></div>
Against	204	60.53%	<div><div></div></div>
Total Votes Cast	337	100.00%	<div><div></div></div>
Overvotes	0		
Undervotes	6		
Contest Totals	343		

Proposition C – City of Frisco  
Vote For 1

	TOTAL	VOTE %	
For	267	81.40%	<div><div></div></div>
Against	61	18.60%	<div><div></div></div>
Total Votes Cast	328	100.00%	<div><div></div></div>
Overvotes	0		
Undervotes	15		
Contest Totals	343		



Collin County Seal  
Watermark Seal for Collin County,  
Collin County Government

PCT 092

Proposition D – City of Frisco  
Vote For 1

	TOTAL	VOTE %	
For	135	41.41%	<div><div></div></div>
Against	191	58.59%	<div><div></div></div>
Total Votes Cast	326	100.00%	<div><div></div></div>
Overvotes	0		
Undervotes	17		
Contest Totals	343		

Proposition E – City of Frisco  
Vote For 1

	TOTAL	VOTE %	
For	181	55.86%	<div><div></div></div>
Against	143	44.14%	<div><div></div></div>
Total Votes Cast	324	100.00%	<div><div></div></div>
Overvotes	0		
Undervotes	19		
Contest Totals	343		

Proposition F – City of Frisco  
Vote For 1

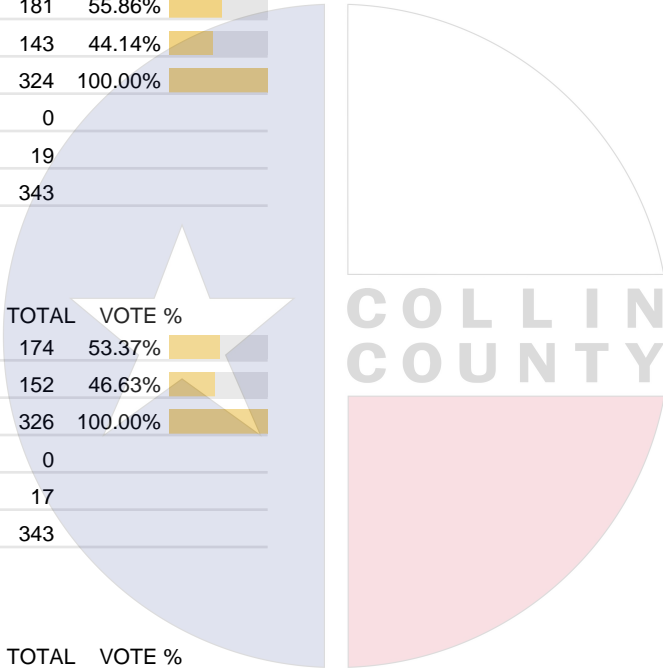
	TOTAL	VOTE %	
For	174	53.37%	<div><div></div></div>
Against	152	46.63%	<div><div></div></div>
Total Votes Cast	326	100.00%	<div><div></div></div>
Overvotes	0		
Undervotes	17		
Contest Totals	343		

Proposition G – City of Frisco  
Vote For 1

	TOTAL	VOTE %	
For	240	75.47%	<div><div></div></div>
Against	78	24.53%	<div><div></div></div>
Total Votes Cast	318	100.00%	<div><div></div></div>
Overvotes	0		
Undervotes	25		
Contest Totals	343		

Proposition H – City of Frisco  
Vote For 1




	TOTAL	VOTE %	
For	229	74.59%	<div><div></div></div>
Against	78	25.41%	<div><div></div></div>
Total Votes Cast	307	100.00%	<div><div></div></div>
Overvotes	0		
Undervotes	36		
Contest Totals	343		



## PCT 092




### Proposition I – City of Frisco

Vote For 1

	TOTAL	VOTE %	
For	148	50.34%	
Against	146	49.66%	
Total Votes Cast	294	100.00%	
Overvotes	0		
Undervotes	49		
Contest Totals	343		




### Proposition J – City of Frisco

Vote For 1

	TOTAL	VOTE %	
For	155	51.84%	
Against	144	48.16%	
Total Votes Cast	299	100.00%	
Overvotes	0		
Undervotes	44		
Contest Totals	343		




### Proposition K – City of Frisco

Vote For 1

	TOTAL	VOTE %	
For	217	72.09%	
Against	84	27.91%	
Total Votes Cast	301	100.00%	
Overvotes	0		
Undervotes	42		
Contest Totals	343		




### Proposition L - City of Frisco

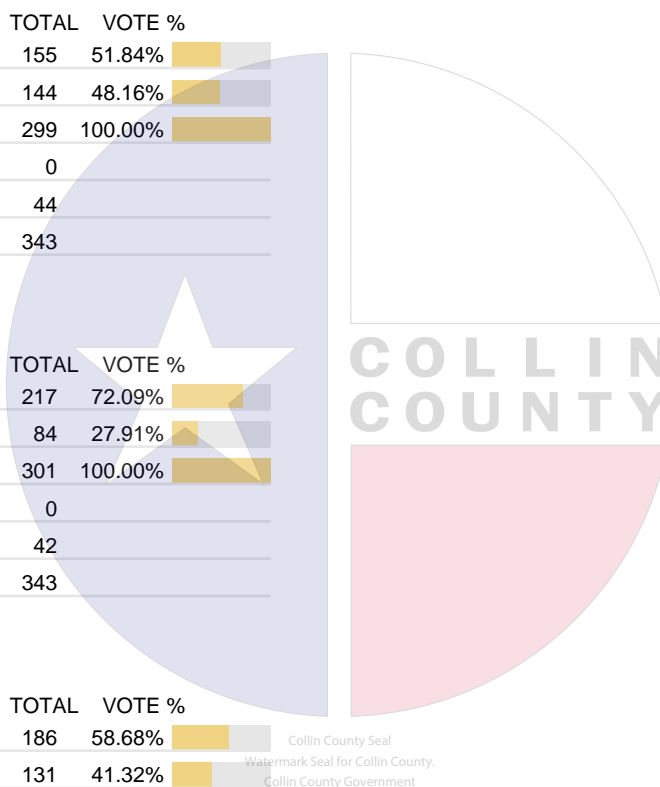
Vote For 1

	TOTAL	VOTE %	
For	186	58.68%	
Against	131	41.32%	
Total Votes Cast	317	100.00%	
Overvotes	0		
Undervotes	26		
Contest Totals	343		

### Proposition M – City of Frisco

Vote For 1

	TOTAL	VOTE %	
For	264	82.76%	
Against	55	17.24%	
Total Votes Cast	319	100.00%	
Overvotes	0		
Undervotes	24		
Contest Totals	343		



PCT 092

Proposition N – City of Frisco  
Vote For 1

	TOTAL	VOTE %	
For	253	81.35%	<div><div></div></div>
Against	58	18.65%	<div><div></div></div>
Total Votes Cast	311	100.00%	<div><div></div></div>
Overvotes	0		
Undervotes	32		
Contest Totals	343		

Trustee, Place 1 – Frisco ISD  
Vote For 1

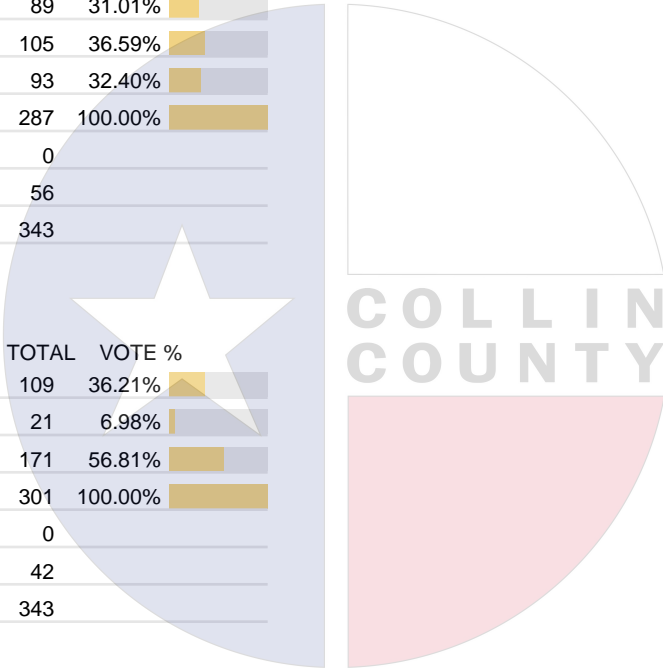
	TOTAL	VOTE %	
Amit Kalra	89	31.01%	<div><div></div></div>
Suresh Manduva	105	36.59%	<div><div></div></div>
Muni Janagarajan	93	32.40%	<div><div></div></div>
Total Votes Cast	287	100.00%	<div><div></div></div>
Overvotes	0		
Undervotes	56		
Contest Totals	343		

Trustee, Place 2 – Frisco ISD  
Vote For 1

	TOTAL	VOTE %	
Melanie Barrios Jones	109	36.21%	<div><div></div></div>
Ange Yao	21	6.98%	<div><div></div></div>
Renee Sample	171	56.81%	<div><div></div></div>
Total Votes Cast	301	100.00%	<div><div></div></div>
Overvotes	0		
Undervotes	42		
Contest Totals	343		

Trustee, Place 3 – Frisco ISD  
Vote For 1

	TOTAL	VOTE %	
Stuart Shulman	148	48.84%	<div><div></div></div>
Stephanie Elad	155	51.16%	<div><div></div></div>
Total Votes Cast	303	100.00%	<div><div></div></div>
Overvotes	0		
Undervotes	40		
Contest Totals	343		



Collin County Seal  
Watermark Seal for Collin County,  
Collin County Government

PCT 093

Statistics	TOTAL
Registered Voters - Total	288
Ballots Cast - Total	19
Voter Turnout - Total	6.60%

Trustee, Place 4 - Collin Co. Comm. College Dist.  
Vote For 1

	TOTAL	VOTE %
Tamara Thomas	2	20.00%
Staci L. Weaver	8	80.00%
Total Votes Cast	10	100.00%
Overvotes	0	
Undervotes	9	
Contest Totals	19	

Trustee, Place 5 - Collin Co. Comm. College Dist  
Vote For 1

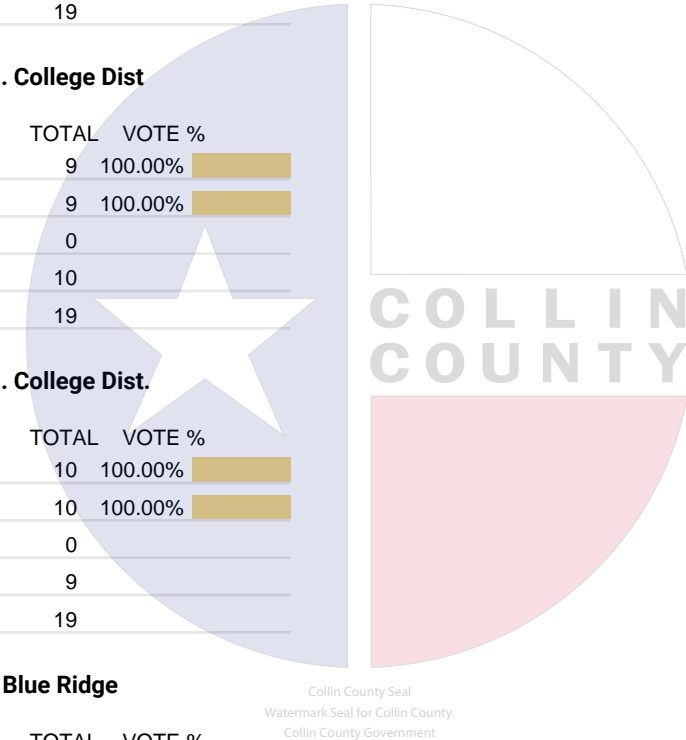
	TOTAL	VOTE %
Raj Menon	9	100.00%
Total Votes Cast	9	100.00%
Overvotes	0	
Undervotes	10	
Contest Totals	19	

Trustee, Place 6 - Collin Co. Comm. College Dist.  
Vote For 1

	TOTAL	VOTE %
Justin Adcock	10	100.00%
Total Votes Cast	10	100.00%
Overvotes	0	
Undervotes	9	
Contest Totals	19	

Councilmember-At-Large – City of Blue Ridge  
Vote For 3

	TOTAL	VOTE %
Tammy Crosswhite	0	
Trenton Sissom	0	
Dennis Davis	0	
Linda Braly	0	
Wendy Mattingly	0	
Total Votes Cast	0	
Overvotes	0	
Undervotes	0	
Contest Totals	0	



PCT 093

Board of Trustees, Place 1 – Anna ISD  
Vote For 1

	TOTAL	VOTE %
Tiffany Terry	0	
Total Votes Cast	0	
Overvotes	0	
Undervotes	0	
Contest Totals	0	

Board of Trustees, Place 3 – Anna ISD  
Vote For 1

	TOTAL	VOTE %
Jose Vargas	0	
Total Votes Cast	0	
Overvotes	0	
Undervotes	0	
Contest Totals	0	

Board of Trustees, Place 4 – Anna ISD  
Vote For 1

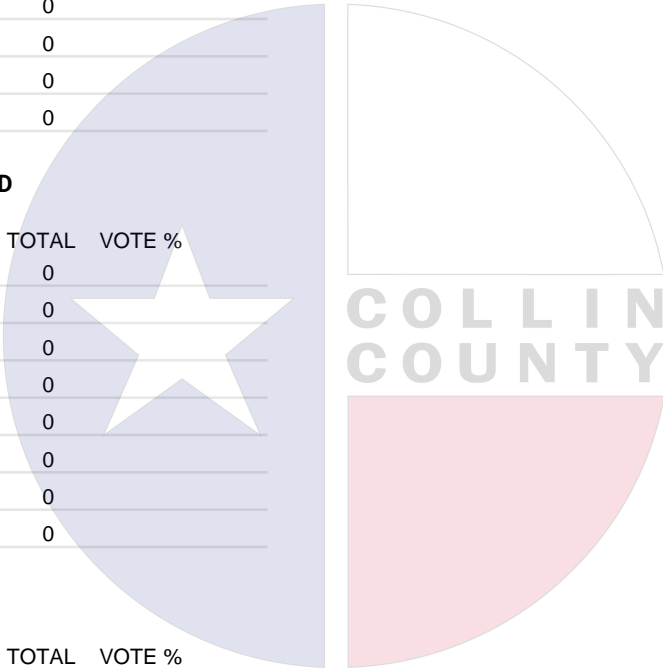
	TOTAL	VOTE %
Kavanski Morrison	0	
Cody Bridwell	0	
Eliana Mellet	0	
Carrie Butler	0	
Total Votes Cast	0	
Overvotes	0	
Undervotes	0	
Contest Totals	0	

Trustee, Place 2 – Blue Ridge ISD  
Vote For 1

	TOTAL	VOTE %
Matt Grier	14	100.00%
Total Votes Cast	14	100.00%
Overvotes	0	
Undervotes	5	
Contest Totals	19	

Trustee, Place 4 – Blue Ridge ISD  
Vote For 1

	TOTAL	VOTE %
Eddie Childers	2	14.29%
Jenna Capps	12	85.71%
Total Votes Cast	14	100.00%
Overvotes	0	
Undervotes	5	
Contest Totals	19	





PCT 093

Trustee, Place 6 – Blue Ridge ISD  
Vote For 1

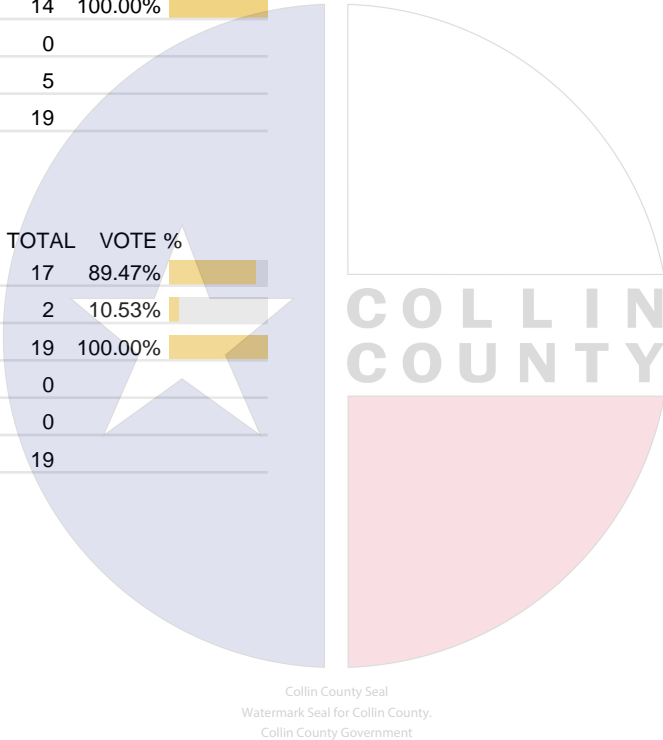
	TOTAL	VOTE %	
Scott Cessna	13	100.00%	<div></div>
Total Votes Cast	13	100.00%	<div></div>
Overvotes	0		
Undervotes	6		
Contest Totals	19		

Trustee, Place 7 – Blue Ridge ISD  
Vote For 1

	TOTAL	VOTE %	
John Gaulden	14	100.00%	<div></div>
Total Votes Cast	14	100.00%	<div></div>
Overvotes	0		
Undervotes	5		
Contest Totals	19		

Proposition A – Blue Ridge ISD  
Vote For 1

	TOTAL	VOTE %	
FOR	17	89.47%	<div></div>
AGAINST	2	10.53%	<div></div>
Total Votes Cast	19	100.00%	<div></div>
Overvotes	0		
Undervotes	0		
Contest Totals	19		



Precinct Results Report  
Joint General and Special Elections  
May 3, 2025

FINAL RESULTS  
All Races  
Collin County

## PCT 094

### Statistics

	TOTAL
Registered Voters - Total	4,147
Ballots Cast - Total	720
Voter Turnout - Total	17.36%

#### Trustee, Place 4 - Collin Co. Comm. College Dist.

Vote For 1

	TOTAL	VOTE %	
Tamara Thomas	225	44.55%	<div><div></div></div>
Staci L. Weaver	280	55.45%	<div><div></div></div>
Total Votes Cast	505	100.00%	<div><div></div></div>
Overvotes	0		
Undervotes	215		
Contest Totals	720		

#### Trustee, Place 5 - Collin Co. Comm. College Dist

Vote For 1

	TOTAL	VOTE %	
Raj Menon	378	100.00%	<div><div></div></div>
Total Votes Cast	378	100.00%	<div><div></div></div>
Overvotes	0		
Undervotes	342		
Contest Totals	720		

#### Trustee, Place 6 - Collin Co. Comm. College Dist.

Vote For 1

	TOTAL	VOTE %	
Justin Adcock	361	100.00%	<div><div></div></div>
Total Votes Cast	361	100.00%	<div><div></div></div>
Overvotes	0		
Undervotes	359		
Contest Totals	720		

#### Mayor – City of Garland

Vote For 1

	TOTAL	VOTE %	
Roel G. Garcia	1	4.76%	<div><div></div></div>
P C Mathew	5	23.81%	<div><div></div></div>
Dylan Hedrick	8	38.10%	<div><div></div></div>
Shibu Samuel	0	0.00%	<div><div></div></div>
Koni Ramos-Kaiwi	2	9.52%	<div><div></div></div>
Deborah S. Morris	5	23.81%	<div><div></div></div>
Total Votes Cast	21	100.00%	<div><div></div></div>
Overvotes	0		
Undervotes	1		
Contest Totals	22		

Collin County Seal  
Watermark Seal for Collin County,  
Collin County Government

## PCT 094

### Proposition A – City of Garland

Vote For 1

	TOTAL	VOTE %	
For	21	95.45%	<div><div></div></div>
Against	1	4.55%	<div><div></div></div>
Total Votes Cast	22	100.00%	<div><div></div></div>
Overvotes	0		
Undervotes	0		
Contest Totals	22		

### Proposition B – City of Garland

Vote For 1

	TOTAL	VOTE %	
For	19	86.36%	<div><div></div></div>
Against	3	13.64%	<div><div></div></div>
Total Votes Cast	22	100.00%	<div><div></div></div>
Overvotes	0		
Undervotes	0		
Contest Totals	22		

### Proposition C – City of Garland

Vote For 1

	TOTAL	VOTE %	
For	16	76.19%	<div><div></div></div>
Against	5	23.81%	<div><div></div></div>
Total Votes Cast	21	100.00%	<div><div></div></div>
Overvotes	0		
Undervotes	1		
Contest Totals	22		

### Proposition D – City of Garland

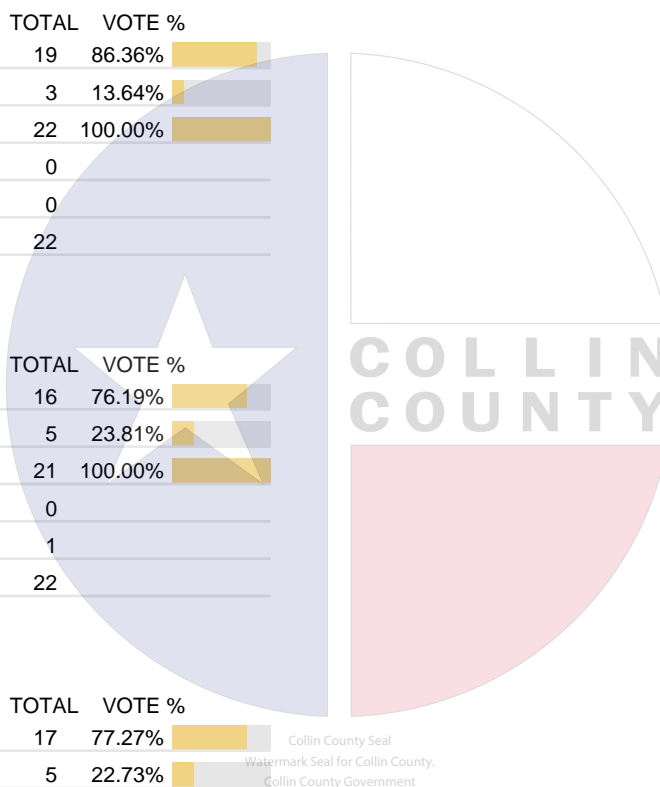
Vote For 1

	TOTAL	VOTE %	
For	17	77.27%	<div><div></div></div>
Against	5	22.73%	<div><div></div></div>
Total Votes Cast	22	100.00%	<div><div></div></div>
Overvotes	0		
Undervotes	0		
Contest Totals	22		

### Council Member, Place 1 – City of Richardson

Vote For 1

	TOTAL	VOTE %	
Curtis Dorian	397	100.00%	<div><div></div></div>
Total Votes Cast	397	100.00%	<div><div></div></div>
Overvotes	0		
Undervotes	301		
Contest Totals	698		



PCT 094

Council Member, Place 2 – City of Richardson

Vote For 1		
	TOTAL	VOTE %
Jennifer Justice	433	100.00%
Total Votes Cast	433	100.00%
Overvotes	0	
Undervotes	265	
Contest Totals	698	

Council Member, Place 3 – City of Richardson

Vote For 1		
	TOTAL	VOTE %
Dan Barrios	417	100.00%
Total Votes Cast	417	100.00%
Overvotes	0	
Undervotes	281	
Contest Totals	698	

Council Member, Place 4 – City of Richardson


Vote For 1		
	TOTAL	VOTE %
Joe Corcoran	403	100.00%
Total Votes Cast	403	100.00%
Overvotes	0	
Undervotes	295	
Contest Totals	698	

Council Member, Place 5 – City of Richardson

Vote For 1		
	TOTAL	VOTE %
Ken Hutchenrider	397	100.00%
Total Votes Cast	397	100.00%
Overvotes	0	
Undervotes	301	
Contest Totals	698	

Council Member, Place 6 – City of Richardson

Vote For 1		
	TOTAL	VOTE %
Arefin Shamsul	415	65.25%
Lisa Marie Kupfer	221	34.75%
Total Votes Cast	636	100.00%
Overvotes	0	
Undervotes	62	
Contest Totals	698	



Collin County Seal  
Watermark Seal for Collin County,  
Collin County Government

PCT 094

Mayor, Place 7 – City of Richardson  
Vote For 1

	TOTAL	VOTE %	
Alan C. North	33	4.76%	<div><div></div></div>
Amir Omar	384	55.41%	<div><div></div></div>
Bob Dubey	276	39.83%	<div><div></div></div>
Total Votes Cast	693	100.00%	<div><div></div></div>
Overvotes	0		
Undervotes	5		
Contest Totals	698		

Trustee, Place 1 – Plano ISD  
Vote For 1

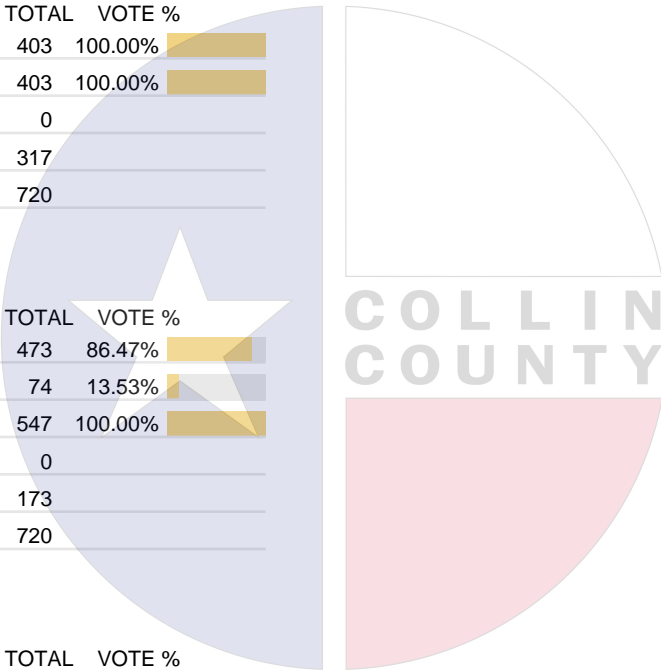
	TOTAL	VOTE %	
Lauren Tyra	403	100.00%	<div><div></div></div>
Total Votes Cast	403	100.00%	<div><div></div></div>
Overvotes	0		
Undervotes	317		
Contest Totals	720		

Trustee, Place 2 – Plano ISD  
Vote For 1

	TOTAL	VOTE %	
Sam Johnson	473	86.47%	<div><div></div></div>
Xiomar Pierre	74	13.53%	<div><div></div></div>
Total Votes Cast	547	100.00%	<div><div></div></div>
Overvotes	0		
Undervotes	173		
Contest Totals	720		

Trustee, Place 3 – Plano ISD  
Vote For 1


	TOTAL	VOTE %	
Nancy C. Humphrey	469	83.90%	<div><div></div></div>
Harper Weaver	90	16.10%	<div><div></div></div>
Total Votes Cast	559	100.00%	<div><div></div></div>
Overvotes	0		
Undervotes	161		
Contest Totals	720		



PCT 094

Trustee, Place 6 – Plano ISD  
Vote For 1

	TOTAL	VOTE %	
Andrew Rettke	93	17.95%	<div><div></div></div>
Elisa Klein	341	65.83%	<div><div></div></div>
Dash Weerasinghe	84	16.22%	<div><div></div></div>
Total Votes Cast	518	100.00%	<div><div></div></div>
Overvotes	0		
Undervotes	202		
Contest Totals	720		



Collin County Seal  
Watermark Seal for Collin County.  
Collin County Government

PCT 095

Statistics	TOTAL
Registered Voters - Total	3,031
Ballots Cast - Total	137
Voter Turnout - Total	4.52%

Trustee, Place 4 - Collin Co. Comm. College Dist.  
Vote For 1

	TOTAL	VOTE %
Tamara Thomas	57	49.57%
Staci L. Weaver	58	50.43%
Total Votes Cast	115	100.00%
Overvotes	0	
Undervotes	22	
Contest Totals	137	

Trustee, Place 5 - Collin Co. Comm. College Dist  
Vote For 1

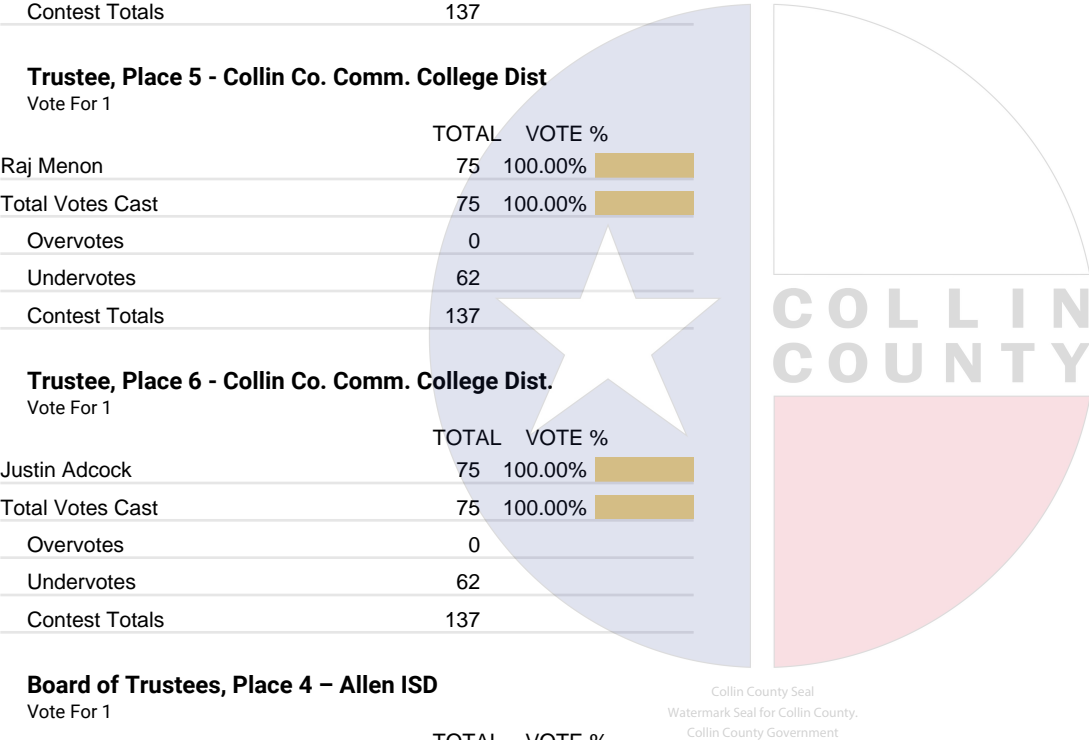
	TOTAL	VOTE %
Raj Menon	75	100.00%
Total Votes Cast	75	100.00%
Overvotes	0	
Undervotes	62	
Contest Totals	137	

Trustee, Place 6 - Collin Co. Comm. College Dist.  
Vote For 1

	TOTAL	VOTE %
Justin Adcock	75	100.00%
Total Votes Cast	75	100.00%
Overvotes	0	
Undervotes	62	
Contest Totals	137	

Board of Trustees, Place 4 – Allen ISD  
Vote For 1


	TOTAL	VOTE %
Rosalind Lewis	51	38.93%
Becca Kinnear	80	61.07%
Total Votes Cast	131	100.00%
Overvotes	0	
Undervotes	6	
Contest Totals	137	



PCT 095

Board of Trustees, Place 5 – Allen ISD  
Vote For 1

	TOTAL	VOTE %	
Kit McKee	44	33.33%	<div><div></div></div>
Amanda Campbell	88	66.67%	<div><div></div></div>
Total Votes Cast	132	100.00%	<div><div></div></div>
Overvotes	0		
Undervotes	5		
Contest Totals	137		



Collin County Seal  
Watermark Seal for Collin County.  
Collin County Government



PCT 096

Statistics	TOTAL
Registered Voters - Total	1,390
Ballots Cast - Total	100
Voter Turnout - Total	7.19%

Trustee, Place 4 - Collin Co. Comm. College Dist.  
Vote For 1

	TOTAL	VOTE %
Tamara Thomas	33	40.74%
Staci L. Weaver	48	59.26%
Total Votes Cast	81	100.00%
Overvotes	0	
Undervotes	19	
Contest Totals	100	

Trustee, Place 5 - Collin Co. Comm. College Dist.  
Vote For 1

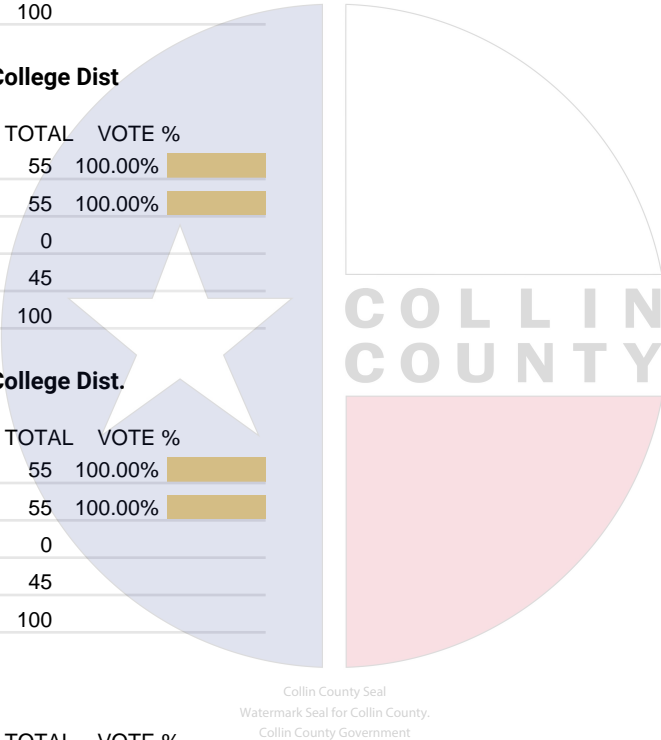
	TOTAL	VOTE %
Raj Menon	55	100.00%
Total Votes Cast	55	100.00%
Overvotes	0	
Undervotes	45	
Contest Totals	100	

Trustee, Place 6 - Collin Co. Comm. College Dist.  
Vote For 1

	TOTAL	VOTE %
Justin Adcock	55	100.00%
Total Votes Cast	55	100.00%
Overvotes	0	
Undervotes	45	
Contest Totals	100	

Mayor – City of McKinney  
Vote For 1

	TOTAL	VOTE %
Matt “Doc” Rostami	5	5.05%
Taylor Willingham	8	8.08%
Bill Cox	49	49.49%
Scott Sanford	37	37.37%
Total Votes Cast	99	100.00%
Overvotes	0	
Undervotes	1	
Contest Totals	100	



## PCT 096

### Council Member, At-Large No. 1 – City of McKinney

Vote For 1

	TOTAL	VOTE %	
Brian J. Magnuson	15	16.30%	<div><div></div></div>
Derrick Tarver	22	23.91%	<div><div></div></div>
Ernest Lynch	15	16.30%	<div><div></div></div>
Taha Ansari	22	23.91%	<div><div></div></div>
Jim Garrison	18	19.57%	<div><div></div></div>
Total Votes Cast	92	100.00%	<div><div></div></div>
Overvotes	0		
Undervotes	8		
Contest Totals	100		

### Council Member, District No. 1, McKinney – City of McKinney

Vote For 1

	TOTAL	VOTE %	
Justin Beller	66	100.00%	<div><div></div></div>
Total Votes Cast	66	100.00%	<div><div></div></div>
Overvotes	0		
Undervotes	34		
Contest Totals	100		

### Board of Trustees, Place 1 – McKinney ISD

Vote For 1

	TOTAL	VOTE %	
Larry Jagours	16	100.00%	<div><div></div></div>
Total Votes Cast	16	100.00%	<div><div></div></div>
Overvotes	0		
Undervotes	7		
Contest Totals	23		

### Board of Trustees, Place 2 – McKinney ISD

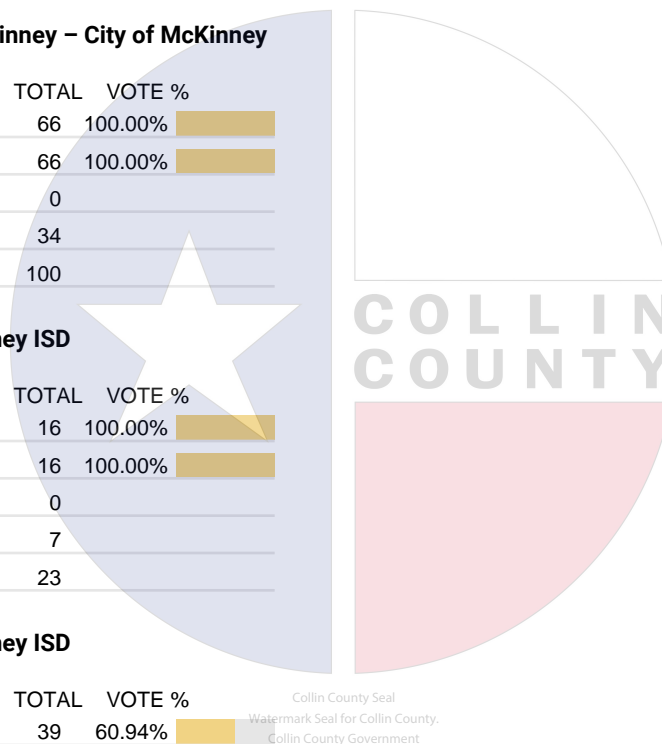
Vote For 1

	TOTAL	VOTE %	
Kenneth Ussery	39	60.94%	<div><div></div></div>
Deborah Klosky	25	39.06%	<div><div></div></div>
Total Votes Cast	64	100.00%	<div><div></div></div>
Overvotes	0		
Undervotes	10		
Contest Totals	74		

### Board of Trustees, Place 7 – McKinney ISD

Vote For 1

	TOTAL	VOTE %	
Harvey Oaxaca	65	100.00%	<div><div></div></div>
Total Votes Cast	65	100.00%	<div><div></div></div>
Overvotes	0		
Undervotes	35		
Contest Totals	100		



PCT 097

Statistics	TOTAL
Registered Voters - Total	1,301
Ballots Cast - Total	484
Voter Turnout - Total	37.20%

Trustee, Place 4 - Collin Co. Comm. College Dist.  
Vote For 1

	TOTAL	VOTE %
Tamara Thomas	89	27.64%
Staci L. Weaver	233	72.36%
Total Votes Cast	322	100.00%
Overvotes	0	
Undervotes	162	
Contest Totals	484	

Trustee, Place 5 - Collin Co. Comm. College Dist.  
Vote For 1

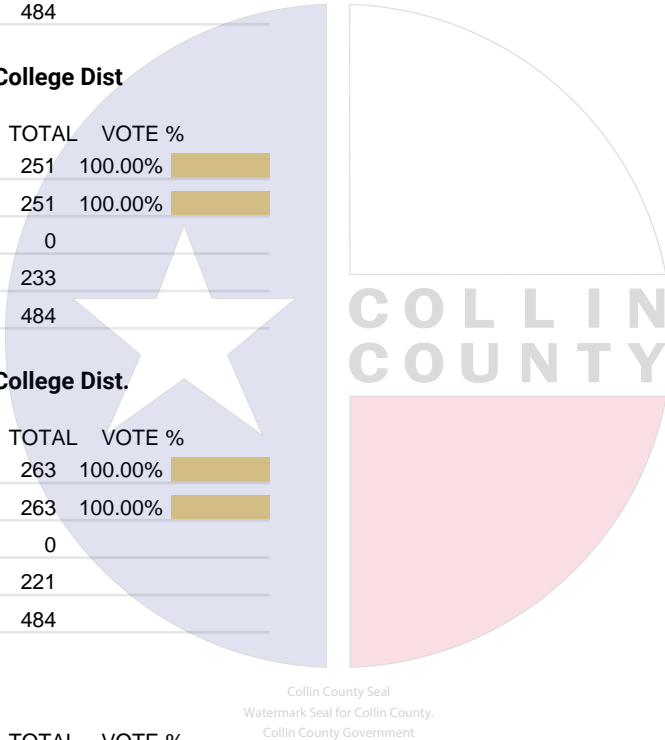
	TOTAL	VOTE %
Raj Menon	251	100.00%
Total Votes Cast	251	100.00%
Overvotes	0	
Undervotes	233	
Contest Totals	484	

Trustee, Place 6 - Collin Co. Comm. College Dist.  
Vote For 1

	TOTAL	VOTE %
Justin Adcock	263	100.00%
Total Votes Cast	263	100.00%
Overvotes	0	
Undervotes	221	
Contest Totals	484	

Mayor – City of McKinney  
Vote For 1

	TOTAL	VOTE %
Matt “Doc” Rostami	19	4.00%
Taylor Willingham	7	1.47%
Bill Cox	296	62.32%
Scott Sanford	153	32.21%
Total Votes Cast	475	100.00%
Overvotes	0	
Undervotes	9	
Contest Totals	484	



PCT 097

Council Member, At-Large No. 1 – City of McKinney

	TOTAL	VOTE %	
Brian J. Magnuson	32	7.56%	<div><div></div></div>
Derrick Tarver	32	7.56%	<div><div></div></div>
Ernest Lynch	144	34.04%	<div><div></div></div>
Taha Ansari	40	9.46%	<div><div></div></div>
Jim Garrison	175	41.37%	<div><div></div></div>
Total Votes Cast	423	100.00%	<div><div></div></div>
Overvotes	0		
Undervotes	61		
Contest Totals	484		

Council Member, District No. 3, McKinney – City of McKinney

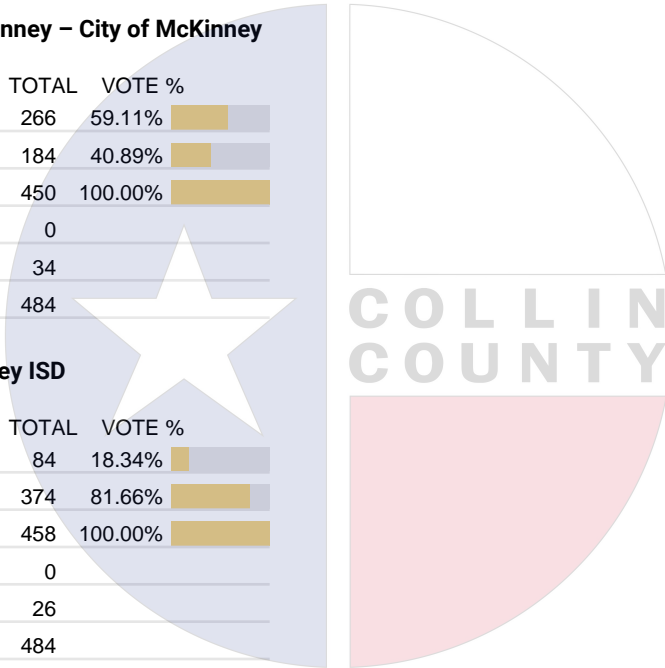
	TOTAL	VOTE %	
Gere Feltus	266	59.11%	<div><div></div></div>
Tammy Warren	184	40.89%	<div><div></div></div>
Total Votes Cast	450	100.00%	<div><div></div></div>
Overvotes	0		
Undervotes	34		
Contest Totals	484		

Board of Trustees, Place 3 – McKinney ISD

	TOTAL	VOTE %	
Chad Green	84	18.34%	<div><div></div></div>
Corey Homer	374	81.66%	<div><div></div></div>
Total Votes Cast	458	100.00%	<div><div></div></div>
Overvotes	0		
Undervotes	26		
Contest Totals	484		

Board of Trustees, Place 7 – McKinney ISD

	TOTAL	VOTE %	
Harvey Oaxaca	312	100.00%	<div><div></div></div>
Total Votes Cast	312	100.00%	<div><div></div></div>
Overvotes	0		
Undervotes	172		
Contest Totals	484		



Collin County Seal  
Watermark Seal for Collin County,  
Collin County Government

PCT 098

Statistics	TOTAL
Registered Voters - Total	1,569
Ballots Cast - Total	154
Voter Turnout - Total	9.82%

Trustee, Place 4 - Collin Co. Comm. College Dist.  
Vote For 1

	TOTAL	VOTE %	
Tamara Thomas	48	42.48%	<div><div></div></div>
Staci L. Weaver	65	57.52%	<div><div></div></div>
Total Votes Cast	113	100.00%	<div><div></div></div>
Overvotes	0		
Undervotes	41		
Contest Totals	154		

Trustee, Place 5 - Collin Co. Comm. College Dist.  
Vote For 1

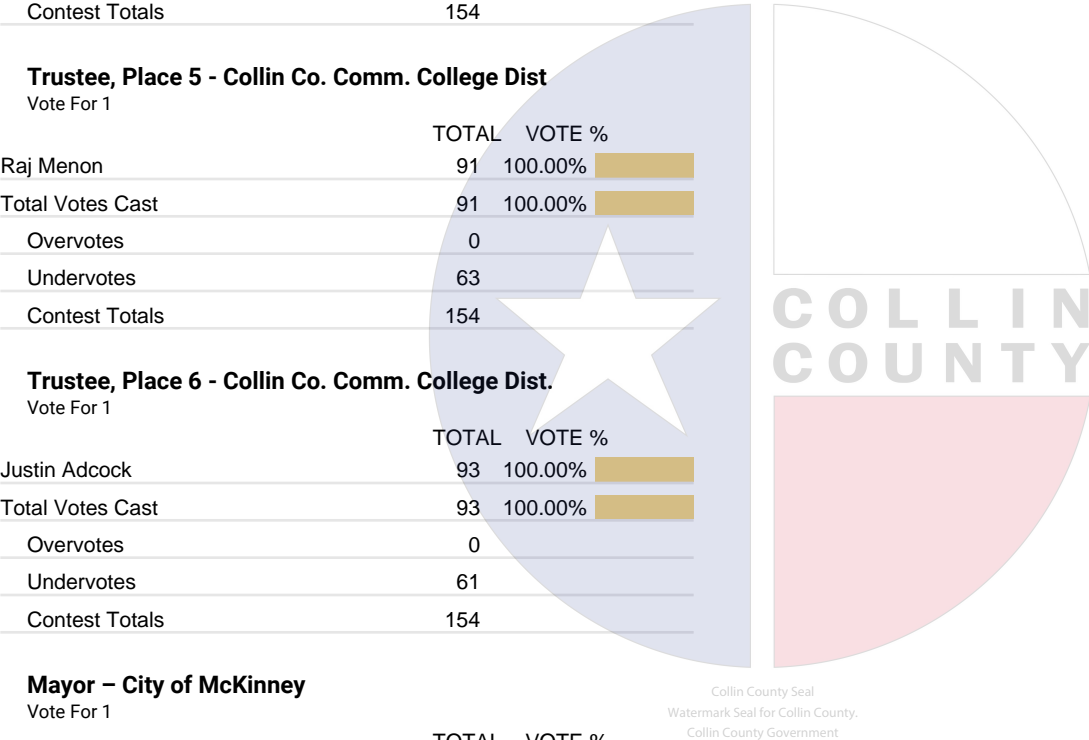
	TOTAL	VOTE %	
Raj Menon	91	100.00%	<div><div></div></div>
Total Votes Cast	91	100.00%	<div><div></div></div>
Overvotes	0		
Undervotes	63		
Contest Totals	154		

Trustee, Place 6 - Collin Co. Comm. College Dist.  
Vote For 1

	TOTAL	VOTE %	
Justin Adcock	93	100.00%	<div><div></div></div>
Total Votes Cast	93	100.00%	<div><div></div></div>
Overvotes	0		
Undervotes	61		
Contest Totals	154		

Mayor – City of McKinney  
Vote For 1

	TOTAL	VOTE %	
Matt “Doc” Rostami	6	4.29%	<div><div></div></div>
Taylor Willingham	12	8.57%	<div><div></div></div>
Bill Cox	61	43.57%	<div><div></div></div>
Scott Sanford	61	43.57%	<div><div></div></div>
Total Votes Cast	140	100.00%	<div><div></div></div>
Overvotes	0		
Undervotes	14		
Contest Totals	154		



PCT 098

Council Member, At-Large No. 1 – City of McKinney		
Vote For 1		
	TOTAL	VOTE %
Brian J. Magnuson	15	12.50%
Derrick Tarver	22	18.33%
Ernest Lynch	34	28.33%
Taha Ansari	16	13.33%
Jim Garrison	33	27.50%
Total Votes Cast	120	100.00%
Overvotes	0	
Undervotes	34	
Contest Totals	154	

Council Member, District No. 1, McKinney – City of McKinney		
Vote For 1		
	TOTAL	VOTE %
Justin Beller	101	100.00%
Total Votes Cast	101	100.00%
Overvotes	0	
Undervotes	53	
Contest Totals	154	

Board of Trustee, Place 1 – Lovejoy ISD		
Vote For 1		
	TOTAL	VOTE %
Julie McLaughlin	43	100.00%
Total Votes Cast	43	100.00%
Overvotes	0	
Undervotes	16	
Contest Totals	59	

Board of Trustee, Place 2 – Lovejoy ISD		
Vote For 1		
	TOTAL	VOTE %
Aubrey Stock	44	83.02%
Pamela Sailor	9	16.98%
Total Votes Cast	53	100.00%
Overvotes	0	
Undervotes	6	
Contest Totals	59	

Board of Trustee, Place 3 – Lovejoy ISD		
Vote For 1		
	TOTAL	VOTE %
Jeff Wood	38	100.00%
Total Votes Cast	38	100.00%
Overvotes	0	
Undervotes	21	
Contest Totals	59	

PCT 098

Proposition A – Lovejoy ISD  
Vote For 1

	TOTAL	VOTE %	
FOR	47	81.03%	<div><div></div></div>
AGAINST	11	18.97%	<div><div></div></div>
Total Votes Cast	58	100.00%	<div><div></div></div>
Overvotes	0		
Undervotes	1		
Contest Totals	59		

Proposition B – Lovejoy ISD  
Vote For 1

	TOTAL	VOTE %	
FOR	51	87.93%	<div><div></div></div>
AGAINST	7	12.07%	<div><div></div></div>
Total Votes Cast	58	100.00%	<div><div></div></div>
Overvotes	0		
Undervotes	1		
Contest Totals	59		

Proposition C – Lovejoy ISD  
Vote For 1

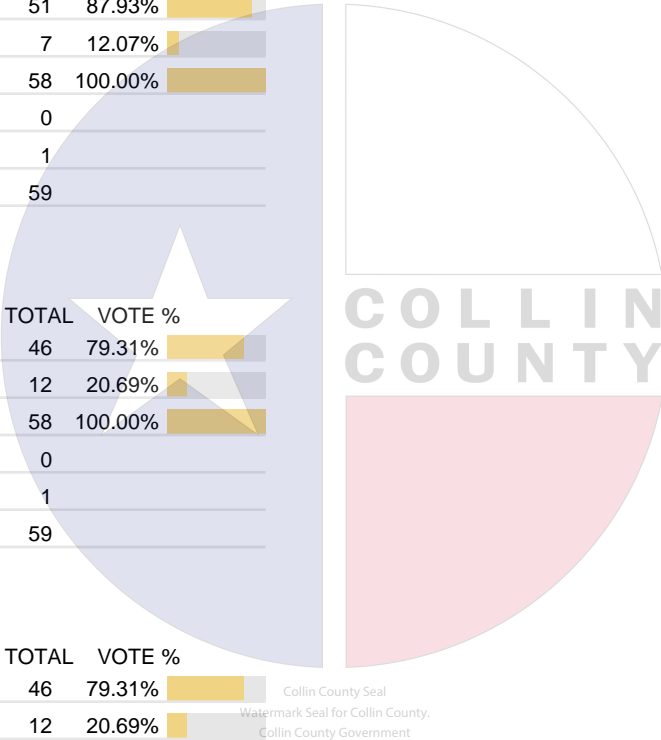
	TOTAL	VOTE %	
FOR	46	79.31%	<div><div></div></div>
AGAINST	12	20.69%	<div><div></div></div>
Total Votes Cast	58	100.00%	<div><div></div></div>
Overvotes	0		
Undervotes	1		
Contest Totals	59		

Proposition D – Lovejoy ISD  
Vote For 1

	TOTAL	VOTE %	
FOR	46	79.31%	<div><div></div></div>
AGAINST	12	20.69%	<div><div></div></div>
Total Votes Cast	58	100.00%	<div><div></div></div>
Overvotes	0		
Undervotes	1		
Contest Totals	59		

Proposition E – Lovejoy ISD  
Vote For 1

	TOTAL	VOTE %	
FOR	49	84.48%	<div><div></div></div>
AGAINST	9	15.52%	<div><div></div></div>
Total Votes Cast	58	100.00%	<div><div></div></div>
Overvotes	0		
Undervotes	1		
Contest Totals	59		



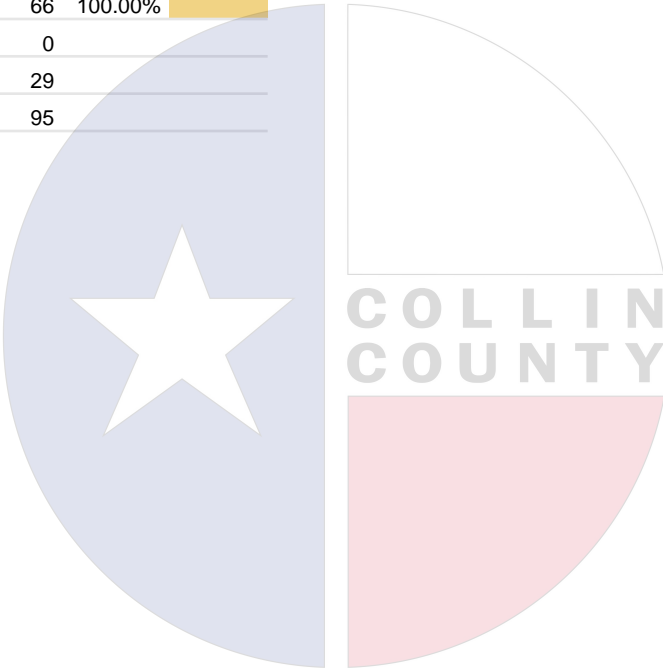
PCT 098

Board of Trustees, Place 1 – McKinney ISD

	TOTAL	VOTE %	
Larry Jagours	3	100.00%	<div></div>
Total Votes Cast	3	100.00%	<div></div>
Overvotes	0		
Undervotes	3		
Contest Totals	6		

Board of Trustees, Place 7 – McKinney ISD

	TOTAL	VOTE %	
Harvey Oaxaca	66	100.00%	<div></div>
Total Votes Cast	66	100.00%	<div></div>
Overvotes	0		
Undervotes	29		
Contest Totals	95		



Collin County Seal  
Watermark Seal for Collin County.  
Collin County Government



PCT 099

Statistics

	TOTAL
Registered Voters - Total	454
Ballots Cast - Total	42
Voter Turnout - Total	9.25%

Trustee, Place 4 - Collin Co. Comm. College Dist.

	TOTAL	VOTE %	
Tamara Thomas	20	60.61%	<div><div></div></div>
Staci L. Weaver	13	39.39%	<div><div></div></div>
Total Votes Cast	33	100.00%	<div><div></div></div>
Overvotes	0		
Undervotes	9		
Contest Totals	42		

Trustee, Place 5 - Collin Co. Comm. College Dist

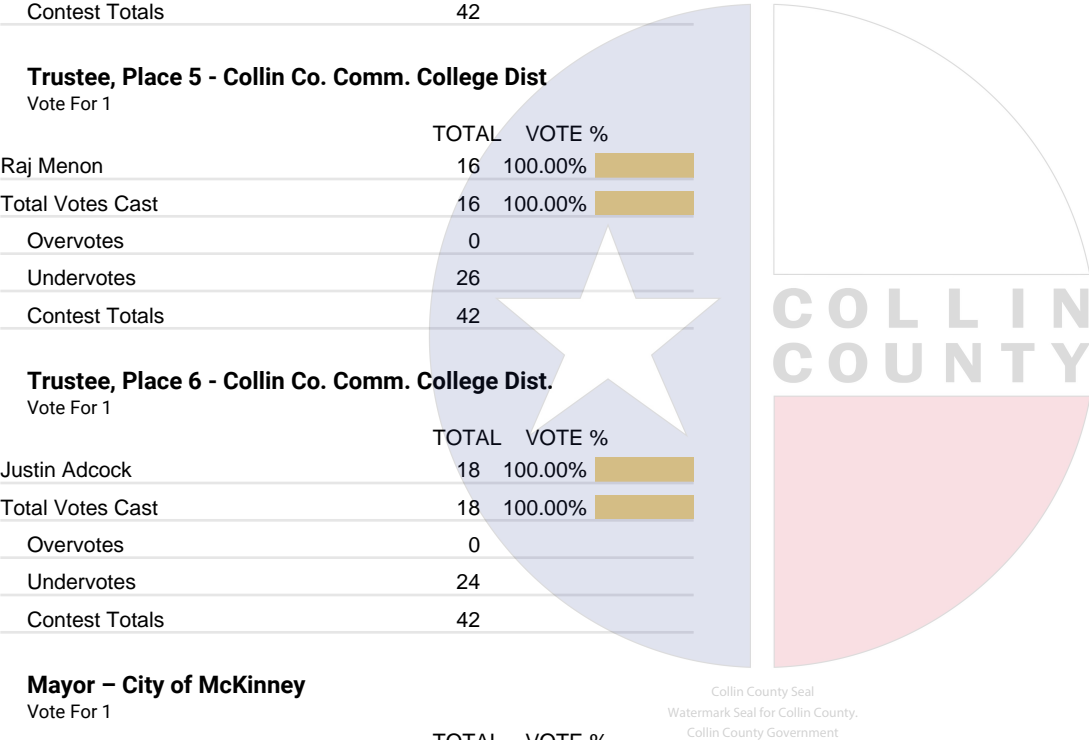
	TOTAL	VOTE %	
Raj Menon	16	100.00%	<div><div></div></div>
Total Votes Cast	16	100.00%	<div><div></div></div>
Overvotes	0		
Undervotes	26		
Contest Totals	42		

Trustee, Place 6 - Collin Co. Comm. College Dist.

	TOTAL	VOTE %	
Justin Adcock	18	100.00%	<div><div></div></div>
Total Votes Cast	18	100.00%	<div><div></div></div>
Overvotes	0		
Undervotes	24		
Contest Totals	42		

Mayor – City of McKinney

	TOTAL	VOTE %	
Matt “Doc” Rostami	3	7.14%	<div><div></div></div>
Taylor Willingham	4	9.52%	<div><div></div></div>
Bill Cox	23	54.76%	<div><div></div></div>
Scott Sanford	12	28.57%	<div><div></div></div>
Total Votes Cast	42	100.00%	<div><div></div></div>
Overvotes	0		
Undervotes	0		
Contest Totals	42		



## PCT 099

### Council Member, At-Large No. 1 – City of McKinney

Vote For 1

	TOTAL	VOTE %
Brian J. Magnuson	5	13.16%
Derrick Tarver	15	39.47%
Ernest Lynch	6	15.79%
Taha Ansari	6	15.79%
Jim Garrison	6	15.79%
Total Votes Cast	38	100.00%
Overvotes	0	
Undervotes	4	
Contest Totals	42	

### Council Member, District No. 3, McKinney – City of McKinney

Vote For 1

	TOTAL	VOTE %
Gere Feltus	24	61.54%
Tammy Warren	15	38.46%
Total Votes Cast	39	100.00%
Overvotes	0	
Undervotes	3	
Contest Totals	42	

### Board of Trustees, Place 2 – McKinney ISD

Vote For 1

	TOTAL	VOTE %
Kenneth Ussery	23	65.71%
Deborah Klosky	12	34.29%
Total Votes Cast	35	100.00%
Overvotes	0	
Undervotes	7	
Contest Totals	42	

### Board of Trustees, Place 7 – McKinney ISD

Vote For 1

	TOTAL	VOTE %
Harvey Oaxaca	23	100.00%
Total Votes Cast	23	100.00%
Overvotes	0	
Undervotes	19	
Contest Totals	42	

Collin County Seal  
Watermark Seal for Collin County,  
Collin County Government

PCT 101

Statistics	TOTAL
Registered Voters - Total	4,122
Ballots Cast - Total	431
Voter Turnout - Total	10.46%

Trustee, Place 4 - Collin Co. Comm. College Dist.  
Vote For 1

	TOTAL	VOTE %
Tamara Thomas	106	31.08%
Staci L. Weaver	235	68.92%
Total Votes Cast	341	100.00%
Overvotes	0	
Undervotes	90	
Contest Totals	431	

Trustee, Place 5 - Collin Co. Comm. College Dist.  
Vote For 1

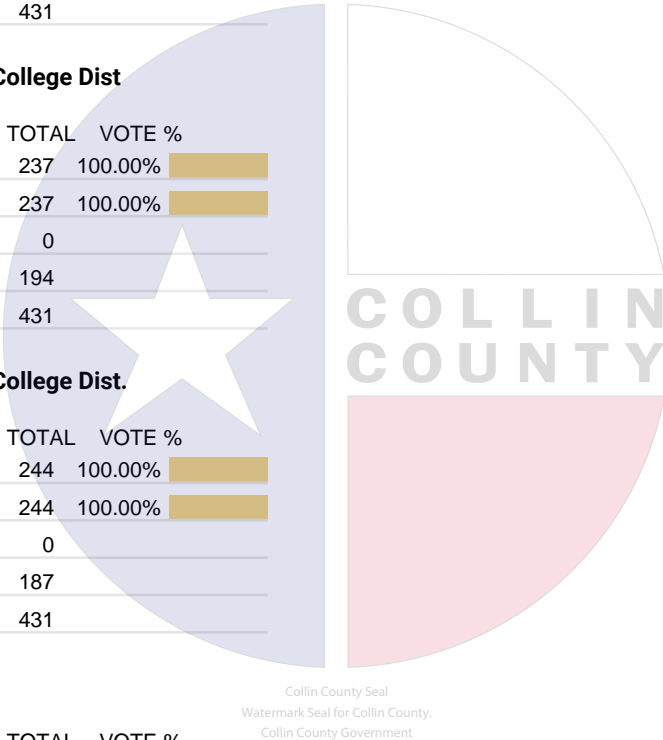
	TOTAL	VOTE %
Raj Menon	237	100.00%
Total Votes Cast	237	100.00%
Overvotes	0	
Undervotes	194	
Contest Totals	431	

Trustee, Place 6 - Collin Co. Comm. College Dist.  
Vote For 1

	TOTAL	VOTE %
Justin Adcock	244	100.00%
Total Votes Cast	244	100.00%
Overvotes	0	
Undervotes	187	
Contest Totals	431	

City Council, Place 2 – City of Frisco  
Vote For 1

	TOTAL	VOTE %
Burt Thakur	196	48.04%
Sai Krishnarajanagar	29	7.11%
Tammy Meinershagen	183	44.85%
Total Votes Cast	408	100.00%
Overvotes	0	
Undervotes	23	
Contest Totals	431	



PCT 101

City Council, Place 4 – City of Frisco  
Vote For 1

	TOTAL	VOTE %	
Josh Meek	70	17.03%	<div><div></div></div>
Jared Elad	187	45.50%	<div><div></div></div>
Jerry Spencer	24	5.84%	<div><div></div></div>
Gopal Ponangi	67	16.30%	<div><div></div></div>
Sangita Datta	63	15.33%	<div><div></div></div>
Total Votes Cast	411	100.00%	<div><div></div></div>
Overvotes	0		
Undervotes	20		
Contest Totals	431		

Proposition A – City of Frisco  
Vote For 1

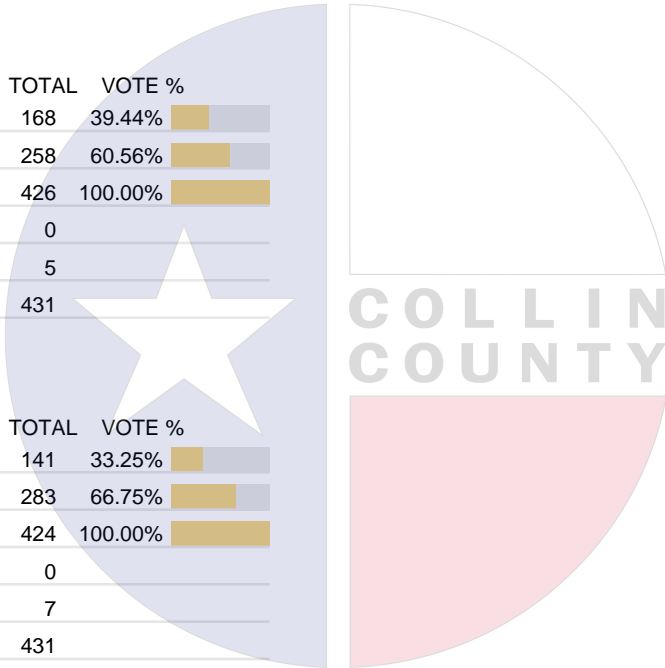
	TOTAL	VOTE %	
For	168	39.44%	<div><div></div></div>
Against	258	60.56%	<div><div></div></div>
Total Votes Cast	426	100.00%	<div><div></div></div>
Overvotes	0		
Undervotes	5		
Contest Totals	431		

Proposition B – City of Frisco  
Vote For 1

	TOTAL	VOTE %	
For	141	33.25%	<div><div></div></div>
Against	283	66.75%	<div><div></div></div>
Total Votes Cast	424	100.00%	<div><div></div></div>
Overvotes	0		
Undervotes	7		
Contest Totals	431		

Proposition C – City of Frisco  
Vote For 1

	TOTAL	VOTE %	
For	306	74.27%	<div><div></div></div>
Against	106	25.73%	<div><div></div></div>
Total Votes Cast	412	100.00%	<div><div></div></div>
Overvotes	0		
Undervotes	19		
Contest Totals	431		



Collin County Seal  
Watermark Seal for Collin County,  
Collin County Government

PCT 101

Proposition D – City of Frisco  
Vote For 1

	TOTAL	VOTE %	
For	161	38.80%	<div><div></div></div>
Against	254	61.20%	<div><div></div></div>
Total Votes Cast	415	100.00%	<div><div></div></div>
Overvotes	0		
Undervotes	16		
Contest Totals	431		

Proposition E – City of Frisco  
Vote For 1

	TOTAL	VOTE %	
For	230	56.37%	<div><div></div></div>
Against	178	43.63%	<div><div></div></div>
Total Votes Cast	408	100.00%	<div><div></div></div>
Overvotes	0		
Undervotes	23		
Contest Totals	431		

Proposition F – City of Frisco  
Vote For 1

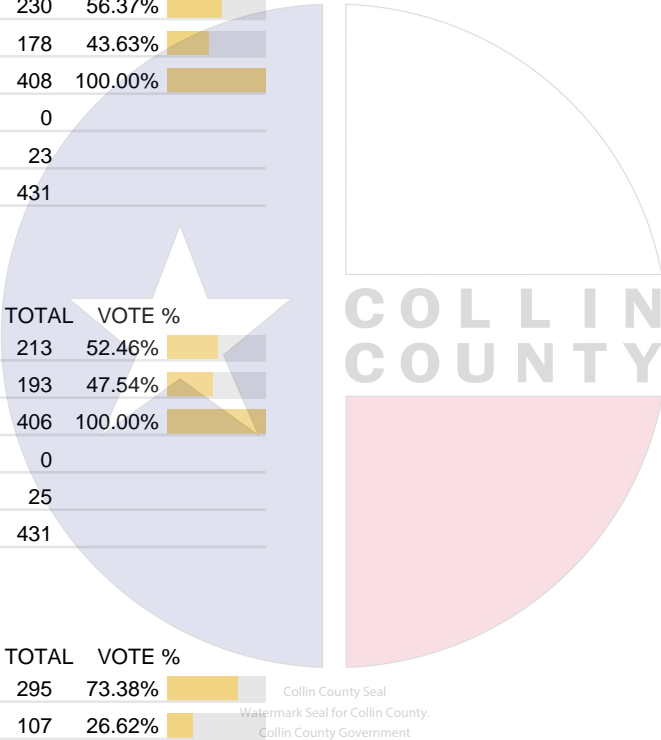
	TOTAL	VOTE %	
For	213	52.46%	<div><div></div></div>
Against	193	47.54%	<div><div></div></div>
Total Votes Cast	406	100.00%	<div><div></div></div>
Overvotes	0		
Undervotes	25		
Contest Totals	431		

Proposition G – City of Frisco  
Vote For 1

	TOTAL	VOTE %	
For	295	73.38%	<div><div></div></div>
Against	107	26.62%	<div><div></div></div>
Total Votes Cast	402	100.00%	<div><div></div></div>
Overvotes	0		
Undervotes	29		
Contest Totals	431		

Proposition H – City of Frisco  
Vote For 1

	TOTAL	VOTE %	
For	298	75.63%	<div><div></div></div>
Against	96	24.37%	<div><div></div></div>
Total Votes Cast	394	100.00%	<div><div></div></div>
Overvotes	0		
Undervotes	37		
Contest Totals	431		



PCT 101

Proposition I – City of Frisco  
Vote For 1

	TOTAL	VOTE %	
For	187	48.95%	<div><div></div></div>
Against	195	51.05%	<div><div></div></div>
Total Votes Cast	382	100.00%	<div><div></div></div>
Overvotes	0		
Undervotes	49		
Contest Totals	431		

Proposition J – City of Frisco  
Vote For 1

	TOTAL	VOTE %	
For	171	43.18%	<div><div></div></div>
Against	225	56.82%	<div><div></div></div>
Total Votes Cast	396	100.00%	<div><div></div></div>
Overvotes	0		
Undervotes	35		
Contest Totals	431		

Proposition K – City of Frisco  
Vote For 1

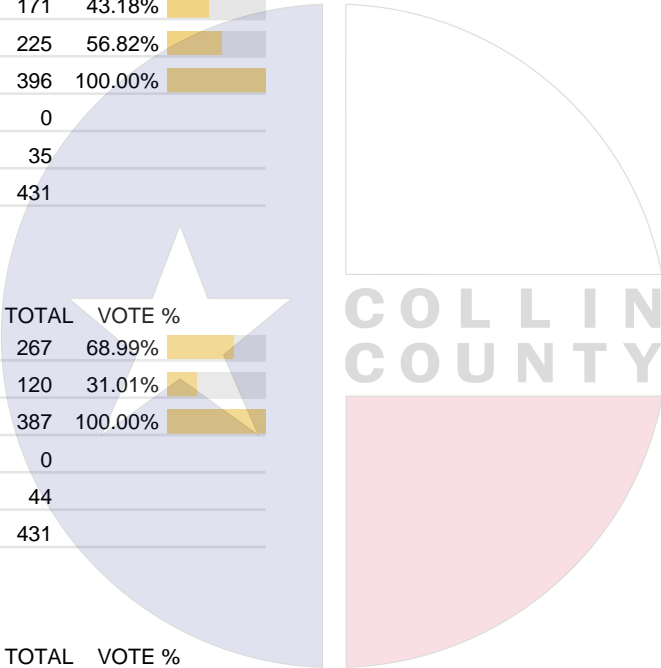
	TOTAL	VOTE %	
For	267	68.99%	<div><div></div></div>
Against	120	31.01%	<div><div></div></div>
Total Votes Cast	387	100.00%	<div><div></div></div>
Overvotes	0		
Undervotes	44		
Contest Totals	431		

Proposition L - City of Frisco  
Vote For 1

	TOTAL	VOTE %	
For	249	62.09%	<div><div></div></div>
Against	152	37.91%	<div><div></div></div>
Total Votes Cast	401	100.00%	<div><div></div></div>
Overvotes	0		
Undervotes	30		
Contest Totals	431		

Proposition M – City of Frisco  
Vote For 1

	TOTAL	VOTE %	
For	321	81.06%	<div><div></div></div>
Against	75	18.94%	<div><div></div></div>
Total Votes Cast	396	100.00%	<div><div></div></div>
Overvotes	0		
Undervotes	35		
Contest Totals	431		



Collin County Seal  
Watermark Seal for Collin County.  
Collin County Government

PCT 101

Proposition N – City of Frisco  
Vote For 1

	TOTAL	VOTE %	
For	310	78.48%	<div><div></div></div>
Against	85	21.52%	<div><div></div></div>
Total Votes Cast	395	100.00%	<div><div></div></div>
Overvotes	0		
Undervotes	36		
Contest Totals	431		

Trustee, Place 1 – Frisco ISD  
Vote For 1

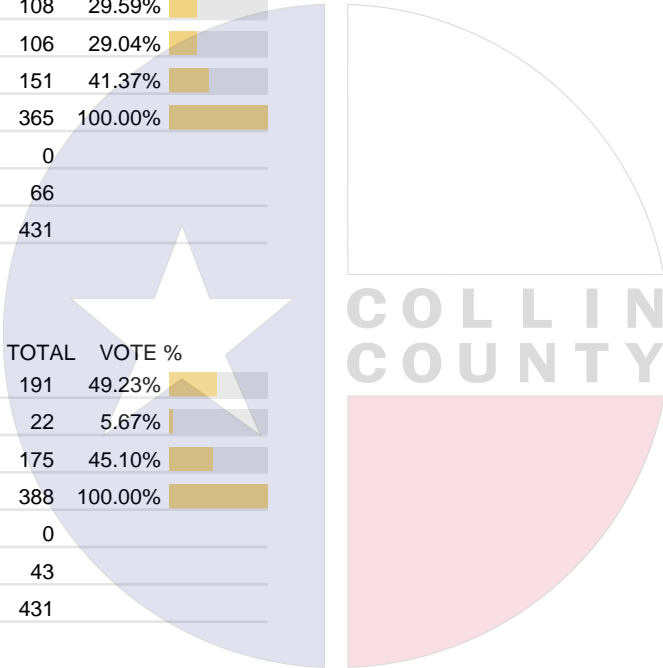
	TOTAL	VOTE %	
Amit Kalra	108	29.59%	<div><div></div></div>
Suresh Manduva	106	29.04%	<div><div></div></div>
Muni Janagarajan	151	41.37%	<div><div></div></div>
Total Votes Cast	365	100.00%	<div><div></div></div>
Overvotes	0		
Undervotes	66		
Contest Totals	431		

Trustee, Place 2 – Frisco ISD  
Vote For 1

	TOTAL	VOTE %	
Melanie Barrios Jones	191	49.23%	<div><div></div></div>
Ange Yao	22	5.67%	<div><div></div></div>
Renee Sample	175	45.10%	<div><div></div></div>
Total Votes Cast	388	100.00%	<div><div></div></div>
Overvotes	0		
Undervotes	43		
Contest Totals	431		

Trustee, Place 3 – Frisco ISD  
Vote For 1

	TOTAL	VOTE %	
Stuart Shulman	159	39.95%	<div><div></div></div>
Stephanie Elad	239	60.05%	<div><div></div></div>
Total Votes Cast	398	100.00%	<div><div></div></div>
Overvotes	0		
Undervotes	33		
Contest Totals	431		



Collin County Seal  
Watermark Seal for Collin County,  
Collin County Government

PCT 102

Statistics	TOTAL
Registered Voters - Total	2,457
Ballots Cast - Total	715
Voter Turnout - Total	29.10%

Trustee, Place 4 - Collin Co. Comm. College Dist.  
Vote For 1

	TOTAL	VOTE %
Tamara Thomas	176	33.72%
Staci L. Weaver	346	66.28%
Total Votes Cast	522	100.00%
Overvotes	0	
Undervotes	193	
Contest Totals	715	

Trustee, Place 5 - Collin Co. Comm. College Dist.  
Vote For 1

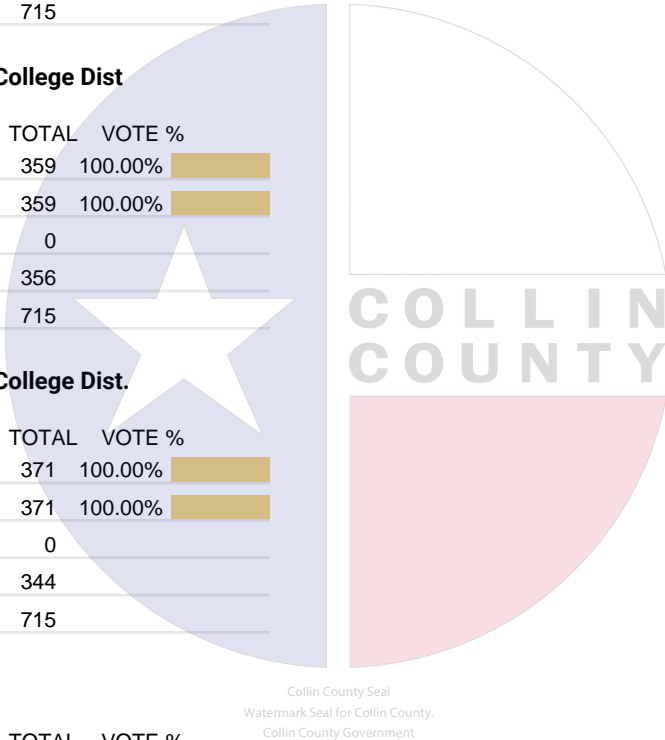
	TOTAL	VOTE %
Raj Menon	359	100.00%
Total Votes Cast	359	100.00%
Overvotes	0	
Undervotes	356	
Contest Totals	715	

Trustee, Place 6 - Collin Co. Comm. College Dist.  
Vote For 1

	TOTAL	VOTE %
Justin Adcock	371	100.00%
Total Votes Cast	371	100.00%
Overvotes	0	
Undervotes	344	
Contest Totals	715	

Mayor – City of McKinney  
Vote For 1

	TOTAL	VOTE %
Matt “Doc” Rostami	26	3.67%
Taylor Willingham	26	3.67%
Bill Cox	357	50.42%
Scott Sanford	299	42.23%
Total Votes Cast	708	100.00%
Overvotes	0	
Undervotes	7	
Contest Totals	715	





PCT 102

Council Member, At-Large No. 1 – City of McKinney

	TOTAL	VOTE %
Brian J. Magnuson	97	15.30%
Derrick Tarver	61	9.62%
Ernest Lynch	193	30.44%
Taha Ansari	45	7.10%
Jim Garrison	238	37.54%
Total Votes Cast	634	100.00%
Overvotes	0	
Undervotes	81	
Contest Totals	715	

Council Member, District No. 3, McKinney – City of McKinney

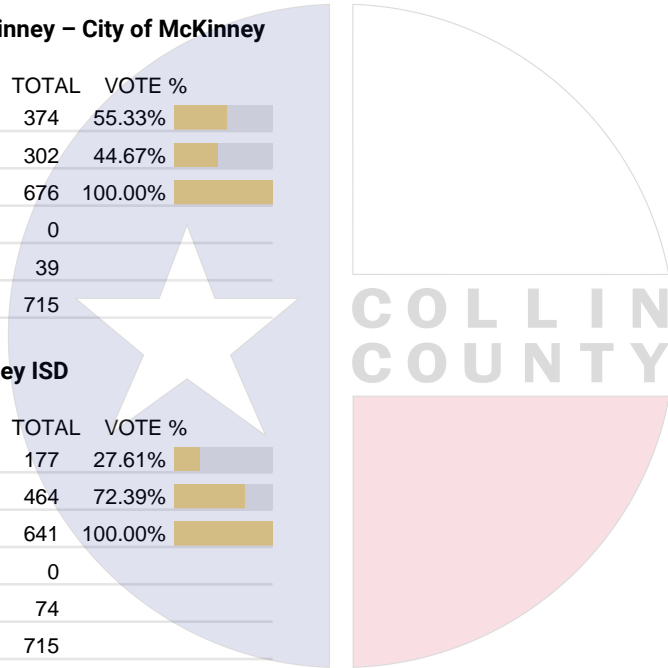
	TOTAL	VOTE %
Gere Feltus	374	55.33%
Tammy Warren	302	44.67%
Total Votes Cast	676	100.00%
Overvotes	0	
Undervotes	39	
Contest Totals	715	

Board of Trustees, Place 3 – McKinney ISD

	TOTAL	VOTE %
Chad Green	177	27.61%
Corey Homer	464	72.39%
Total Votes Cast	641	100.00%
Overvotes	0	
Undervotes	74	
Contest Totals	715	

Board of Trustees, Place 7 – McKinney ISD

	TOTAL	VOTE %
Harvey Oaxaca	456	100.00%
Total Votes Cast	456	100.00%
Overvotes	0	
Undervotes	259	
Contest Totals	715	



Collin County Seal  
Watermark Seal for Collin County,  
Collin County Government

PCT 103

Statistics	TOTAL
Registered Voters - Total	1,365
Ballots Cast - Total	98
Voter Turnout - Total	7.18%

Trustee, Place 4 - Collin Co. Comm. College Dist.  
Vote For 1

	TOTAL	VOTE %
Tamara Thomas	43	50.59%
Staci L. Weaver	42	49.41%
Total Votes Cast	85	100.00%
Overvotes	0	
Undervotes	13	
Contest Totals	98	

Trustee, Place 5 - Collin Co. Comm. College Dist.  
Vote For 1

	TOTAL	VOTE %
Raj Menon	59	100.00%
Total Votes Cast	59	100.00%
Overvotes	0	
Undervotes	39	
Contest Totals	98	

Trustee, Place 6 - Collin Co. Comm. College Dist.  
Vote For 1

	TOTAL	VOTE %
Justin Adcock	48	100.00%
Total Votes Cast	48	100.00%
Overvotes	0	
Undervotes	50	
Contest Totals	98	

Councilmember, Place No. 2, District No. 2 – City of Plano  
Vote For 1

	TOTAL	VOTE %
Bob Kehr	61	65.59%
Carson K. Underwood	10	10.75%
Douglas Reeves	22	23.66%
Total Votes Cast	93	100.00%
Overvotes	0	
Undervotes	5	
Contest Totals	98	

## PCT 103

### Councilmember, Place No. 4, District No. 4 – City of Plano

Vote For 1

	TOTAL	VOTE %	
Cody Weaver	36	39.13%	<div><div></div></div>
Christene “Chris” Krupa Downs	56	60.87%	<div><div></div></div>
Total Votes Cast	92	100.00%	<div><div></div></div>
Overvotes	0		
Undervotes	6		
Contest Totals	98		

### Councilmember, Place No. 6, Mayor – City of Plano

Vote For 1

	TOTAL	VOTE %	
John Muns	65	100.00%	<div><div></div></div>
Total Votes Cast	65	100.00%	<div><div></div></div>
Overvotes	0		
Undervotes	33		
Contest Totals	98		

### Councilmember, Place No. 8 – City of Plano

Vote For 1

	TOTAL	VOTE %	
Vidal Quintanilla	58	63.74%	<div><div></div></div>
Hayden Padgett	33	36.26%	<div><div></div></div>
Total Votes Cast	91	100.00%	<div><div></div></div>
Overvotes	0		
Undervotes	7		
Contest Totals	98		

### Councilmember, Place No. 5, Unexpired Term – City of Plano


Vote For 1

	TOTAL	VOTE %	
Gary Cary	34	40.48%	<div><div></div></div>
Steve Lavine	50	59.52%	<div><div></div></div>
Total Votes Cast	84	100.00%	<div><div></div></div>
Overvotes	0		
Undervotes	14		
Contest Totals	98		

### Proposition A – City of Plano

Vote For 1

	TOTAL	VOTE %	
For	73	76.84%	<div><div></div></div>
Against	22	23.16%	<div><div></div></div>
Total Votes Cast	95	100.00%	<div><div></div></div>
Overvotes	0		
Undervotes	3		
Contest Totals	98		



## PCT 103

### Proposition B – City of Plano

Vote For 1

	TOTAL	VOTE %	
For	59	63.44%	<div><div></div></div>
Against	34	36.56%	<div><div></div></div>
Total Votes Cast	93	100.00%	<div><div></div></div>
Overvotes	0		
Undervotes	5		
Contest Totals	98		

### Proposition C – City of Plano

Vote For 1

	TOTAL	VOTE %	
For	62	67.39%	<div><div></div></div>
Against	30	32.61%	<div><div></div></div>
Total Votes Cast	92	100.00%	<div><div></div></div>
Overvotes	0		
Undervotes	6		
Contest Totals	98		

### Proposition D – City of Plano

Vote For 1

	TOTAL	VOTE %	
For	68	73.12%	<div><div></div></div>
Against	25	26.88%	<div><div></div></div>
Total Votes Cast	93	100.00%	<div><div></div></div>
Overvotes	0		
Undervotes	5		
Contest Totals	98		

### Proposition E – City of Plano

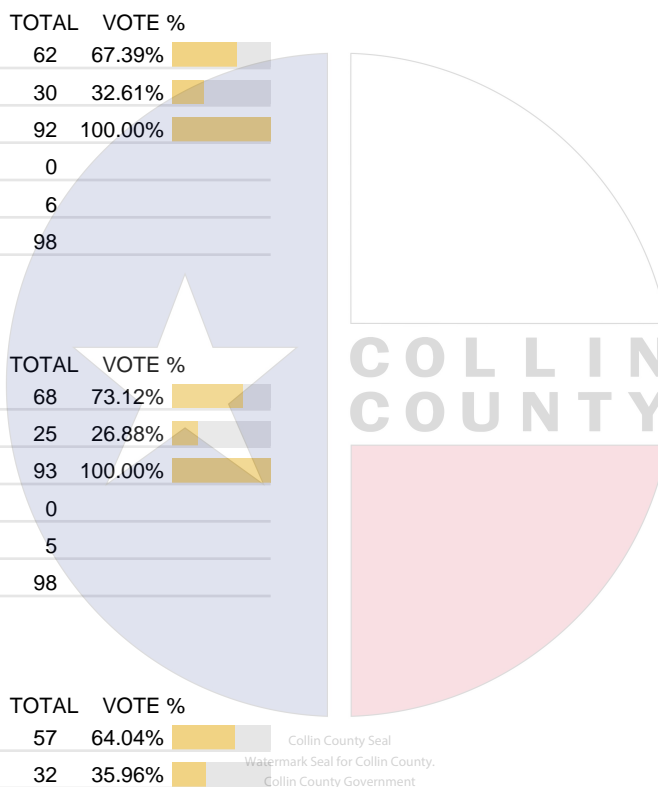
Vote For 1

	TOTAL	VOTE %	
For	57	64.04%	<div><div></div></div>
Against	32	35.96%	<div><div></div></div>
Total Votes Cast	89	100.00%	<div><div></div></div>
Overvotes	0		
Undervotes	9		
Contest Totals	98		

### Proposition F – City of Plano

Vote For 1

	TOTAL	VOTE %	
For	70	74.47%	<div><div></div></div>
Against	24	25.53%	<div><div></div></div>
Total Votes Cast	94	100.00%	<div><div></div></div>
Overvotes	0		
Undervotes	4		
Contest Totals	98		



## PCT 103

### Proposition G – City of Plano

Vote For 1

	TOTAL	VOTE %	
For	73	78.49%	<div><div></div></div>
Against	20	21.51%	<div><div></div></div>
Total Votes Cast	93	100.00%	<div><div></div></div>
Overvotes	0		
Undervotes	5		
Contest Totals	98		

### Trustee, Place 1 – Plano ISD

Vote For 1

	TOTAL	VOTE %	
Lauren Tyra	66	100.00%	<div><div></div></div>
Total Votes Cast	66	100.00%	<div><div></div></div>
Overvotes	0		
Undervotes	32		
Contest Totals	98		

### Trustee, Place 2 – Plano ISD

Vote For 1

	TOTAL	VOTE %	
Sam Johnson	76	92.68%	<div><div></div></div>
Xiomar Pierre	6	7.32%	<div><div></div></div>
Total Votes Cast	82	100.00%	<div><div></div></div>
Overvotes	0		
Undervotes	16		
Contest Totals	98		

### Trustee, Place 3 – Plano ISD

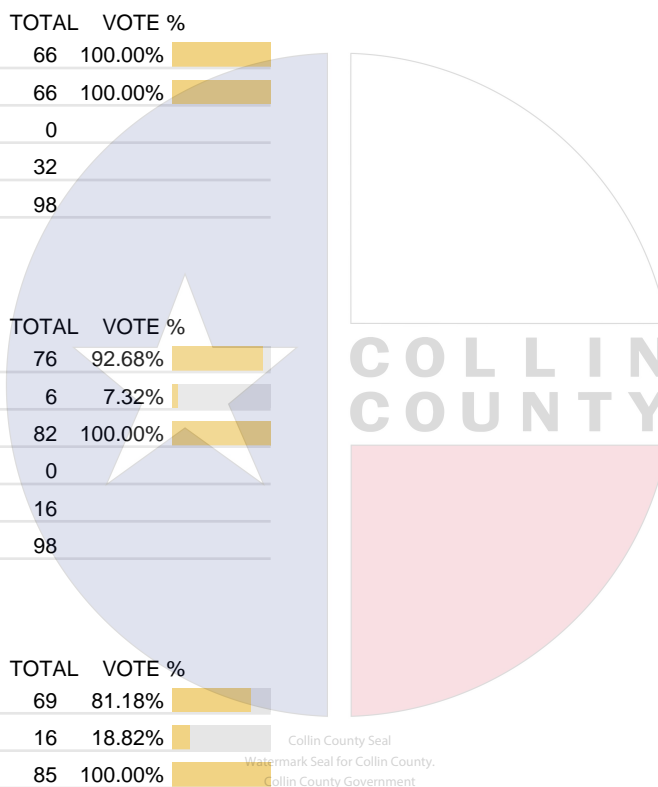
Vote For 1

	TOTAL	VOTE %	
Nancy C. Humphrey	69	81.18%	<div><div></div></div>
Harper Weaver	16	18.82%	<div><div></div></div>
Total Votes Cast	85	100.00%	<div><div></div></div>
Overvotes	0		
Undervotes	13		
Contest Totals	98		

### Trustee, Place 6 – Plano ISD

Vote For 1

	TOTAL	VOTE %	
Andrew Rettke	8	9.30%	<div><div></div></div>
Elisa Klein	50	58.14%	<div><div></div></div>
Dash Weerasinghe	28	32.56%	<div><div></div></div>
Total Votes Cast	86	100.00%	<div><div></div></div>
Overvotes	0		
Undervotes	12		
Contest Totals	98		



PCT 104

Statistics	TOTAL
Registered Voters - Total	2,138
Ballots Cast - Total	100
Voter Turnout - Total	4.68%

Trustee, Place 4 - Collin Co. Comm. College Dist.  
Vote For 1

	TOTAL	VOTE %	
Tamara Thomas	37	52.86%	<div><div></div></div>
Staci L. Weaver	33	47.14%	<div><div></div></div>
Total Votes Cast	70	100.00%	<div><div></div></div>
Overvotes	0		
Undervotes	30		
Contest Totals	100		

Trustee, Place 5 - Collin Co. Comm. College Dist.  
Vote For 1

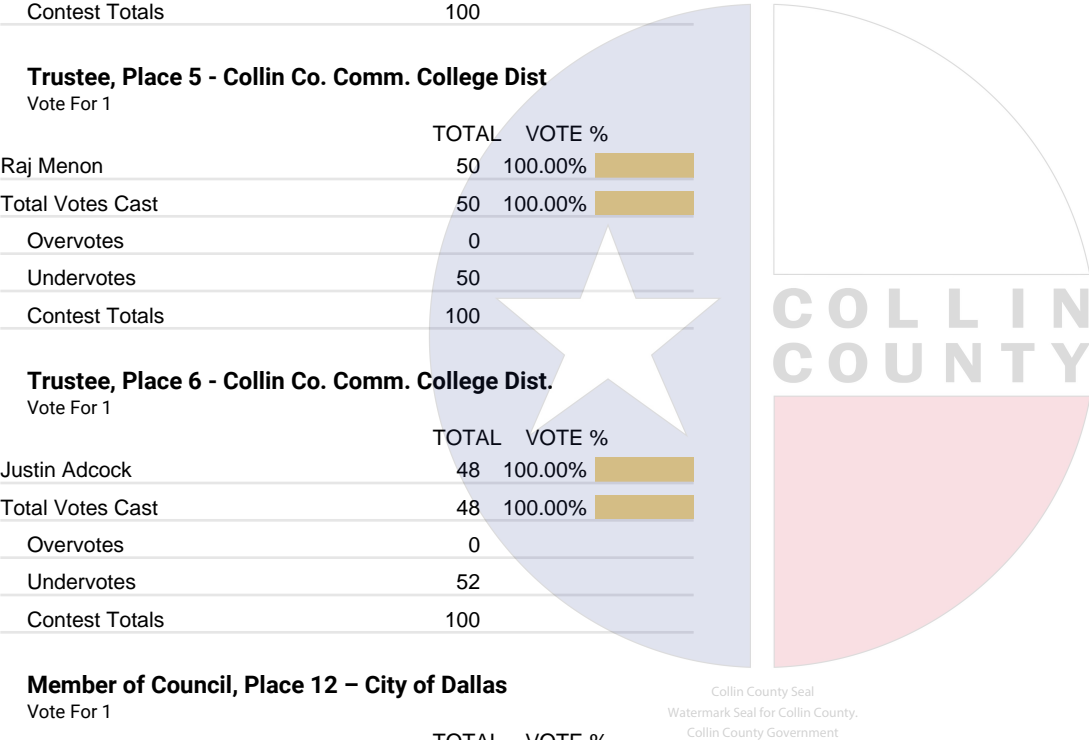
	TOTAL	VOTE %	
Raj Menon	50	100.00%	<div><div></div></div>
Total Votes Cast	50	100.00%	<div><div></div></div>
Overvotes	0		
Undervotes	50		
Contest Totals	100		

Trustee, Place 6 - Collin Co. Comm. College Dist.  
Vote For 1

	TOTAL	VOTE %	
Justin Adcock	48	100.00%	<div><div></div></div>
Total Votes Cast	48	100.00%	<div><div></div></div>
Overvotes	0		
Undervotes	52		
Contest Totals	100		

Member of Council, Place 12 – City of Dallas  
Vote For 1

	TOTAL	VOTE %	
Cara Mendelsohn	67	67.68%	<div><div></div></div>
Marc Rossouw	24	24.24%	<div><div></div></div>
Jose Cavazos	8	8.08%	<div><div></div></div>
Total Votes Cast	99	100.00%	<div><div></div></div>
Overvotes	0		
Undervotes	1		
Contest Totals	100		



PCT 104

Trustee, Place 1 – Plano ISD  
Vote For 1

	TOTAL	VOTE %	
Lauren Tyra	55	100.00%	<div><div></div></div>
Total Votes Cast	55	100.00%	<div><div></div></div>
Overvotes	0		
Undervotes	45		
Contest Totals	100		

Trustee, Place 2 – Plano ISD  
Vote For 1

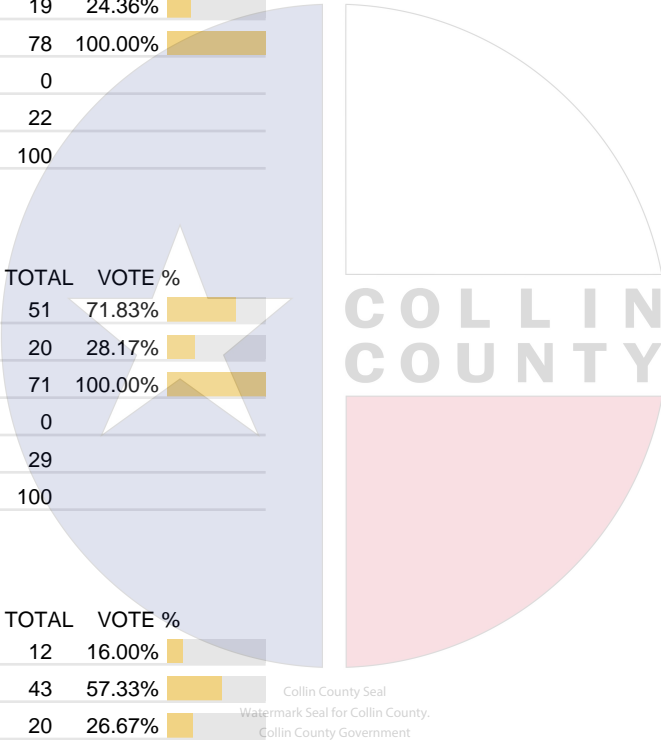
	TOTAL	VOTE %	
Sam Johnson	59	75.64%	<div><div></div></div>
Xiomar Pierre	19	24.36%	<div><div></div></div>
Total Votes Cast	78	100.00%	<div><div></div></div>
Overvotes	0		
Undervotes	22		
Contest Totals	100		

Trustee, Place 3 – Plano ISD  
Vote For 1

	TOTAL	VOTE %	
Nancy C. Humphrey	51	71.83%	<div><div></div></div>
Harper Weaver	20	28.17%	<div><div></div></div>
Total Votes Cast	71	100.00%	<div><div></div></div>
Overvotes	0		
Undervotes	29		
Contest Totals	100		

Trustee, Place 6 – Plano ISD  
Vote For 1

	TOTAL	VOTE %	
Andrew Rettke	12	16.00%	<div><div></div></div>
Elisa Klein	43	57.33%	<div><div></div></div>
Dash Weerasinghe	20	26.67%	<div><div></div></div>
Total Votes Cast	75	100.00%	<div><div></div></div>
Overvotes	0		
Undervotes	25		
Contest Totals	100		



PCT 106

Statistics	TOTAL
Registered Voters - Total	1,805
Ballots Cast - Total	72
Voter Turnout - Total	3.99%

Trustee, Place 4 - Collin Co. Comm. College Dist.  
Vote For 1

	TOTAL	VOTE %
Tamara Thomas	35	52.24%
Staci L. Weaver	32	47.76%
Total Votes Cast	67	100.00%
Overvotes	0	
Undervotes	5	
Contest Totals	72	

Trustee, Place 5 - Collin Co. Comm. College Dist.  
Vote For 1

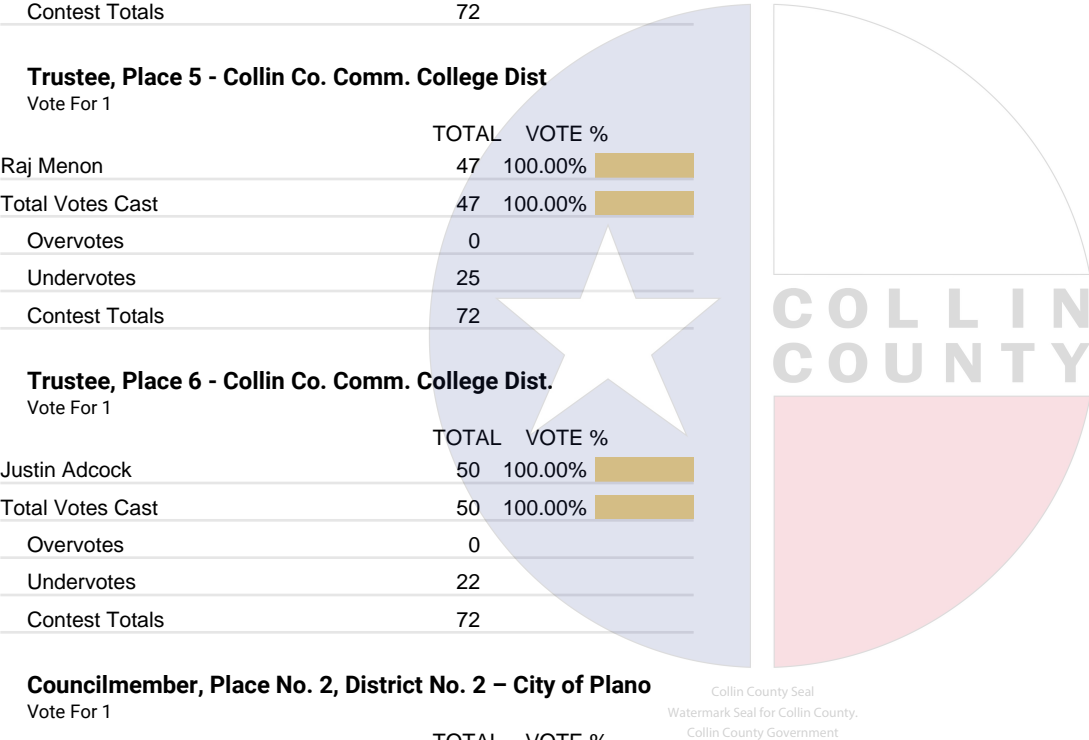
	TOTAL	VOTE %
Raj Menon	47	100.00%
Total Votes Cast	47	100.00%
Overvotes	0	
Undervotes	25	
Contest Totals	72	

Trustee, Place 6 - Collin Co. Comm. College Dist.  
Vote For 1

	TOTAL	VOTE %
Justin Adcock	50	100.00%
Total Votes Cast	50	100.00%
Overvotes	0	
Undervotes	22	
Contest Totals	72	

Councilmember, Place No. 2, District No. 2 – City of Plano  
Vote For 1

	TOTAL	VOTE %
Bob Kehr	0	
Carson K. Underwood	0	
Douglas Reeves	0	
Total Votes Cast	0	
Overvotes	0	
Undervotes	0	
Contest Totals	0	





## PCT 106

### Councilmember, Place No. 4, District No. 4 – City of Plano

Vote For 1

	TOTAL	VOTE %
Cody Weaver	0	
Christene “Chris” Krupa Downs	0	
Total Votes Cast	0	
Overvotes	0	
Undervotes	0	
Contest Totals	0	

### Councilmember, Place No. 6, Mayor – City of Plano

Vote For 1

	TOTAL	VOTE %
John Muns	0	
Total Votes Cast	0	
Overvotes	0	
Undervotes	0	
Contest Totals	0	

### Councilmember, Place No. 8 – City of Plano

Vote For 1

	TOTAL	VOTE %
Vidal Quintanilla	0	
Hayden Padgett	0	
Total Votes Cast	0	
Overvotes	0	
Undervotes	0	
Contest Totals	0	

### Councilmember, Place No. 5, Unexpired Term – City of Plano

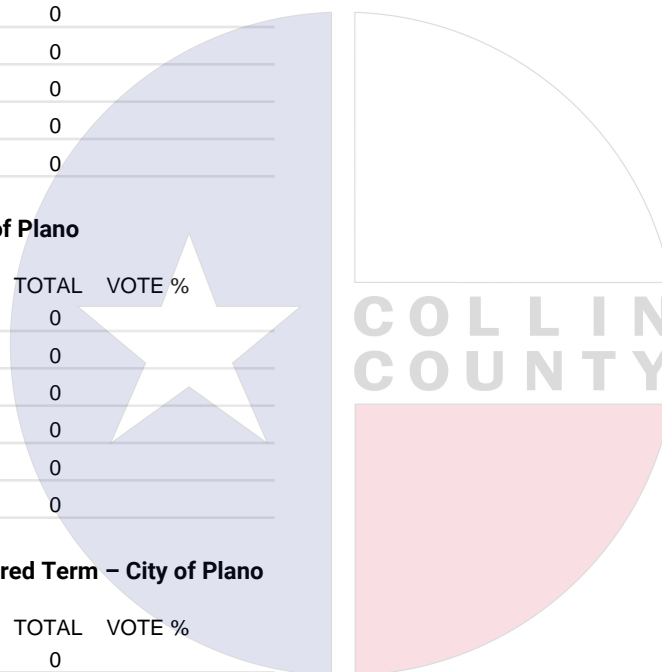
Vote For 1

	TOTAL	VOTE %
Gary Cary	0	
Steve Lavine	0	
Total Votes Cast	0	
Overvotes	0	
Undervotes	0	
Contest Totals	0	

### Proposition A – City of Plano

Vote For 1

	TOTAL	VOTE %
For	0	
Against	0	
Total Votes Cast	0	
Overvotes	0	
Undervotes	0	
Contest Totals	0	



Collin County Seal  
Watermark Seal for Collin County,  
Collin County Government

PCT 106

Proposition B – City of Plano  
Vote For 1

	TOTAL	VOTE %
For	0	
Against	0	
Total Votes Cast	0	
Overvotes	0	
Undervotes	0	
Contest Totals	0	

Proposition C – City of Plano  
Vote For 1

	TOTAL	VOTE %
For	0	
Against	0	
Total Votes Cast	0	
Overvotes	0	
Undervotes	0	
Contest Totals	0	

Proposition D – City of Plano  
Vote For 1

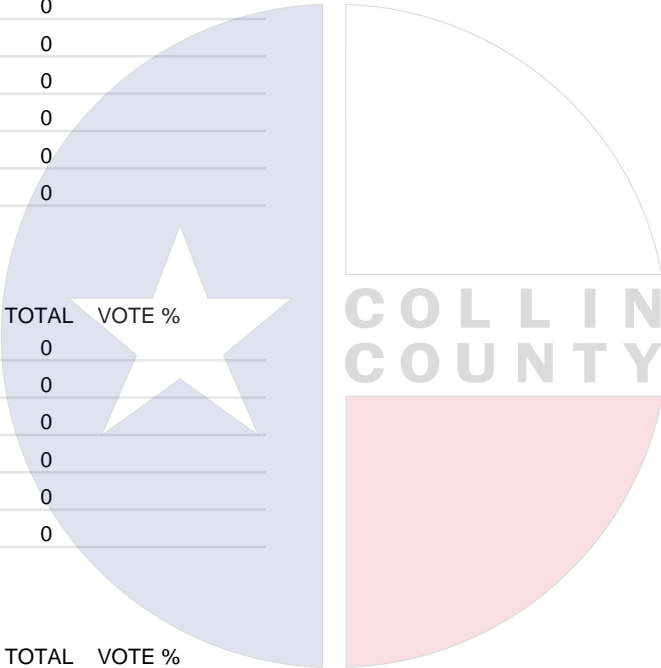
	TOTAL	VOTE %
For	0	
Against	0	
Total Votes Cast	0	
Overvotes	0	
Undervotes	0	
Contest Totals	0	

Proposition E – City of Plano  
Vote For 1

	TOTAL	VOTE %
For	0	
Against	0	
Total Votes Cast	0	
Overvotes	0	
Undervotes	0	
Contest Totals	0	

Proposition F – City of Plano  
Vote For 1

	TOTAL	VOTE %
For	0	
Against	0	
Total Votes Cast	0	
Overvotes	0	
Undervotes	0	
Contest Totals	0	



Collin County Seal  
Watermark Seal for Collin County,  
Collin County Government

PCT 106

Proposition G – City of Plano  
Vote For 1

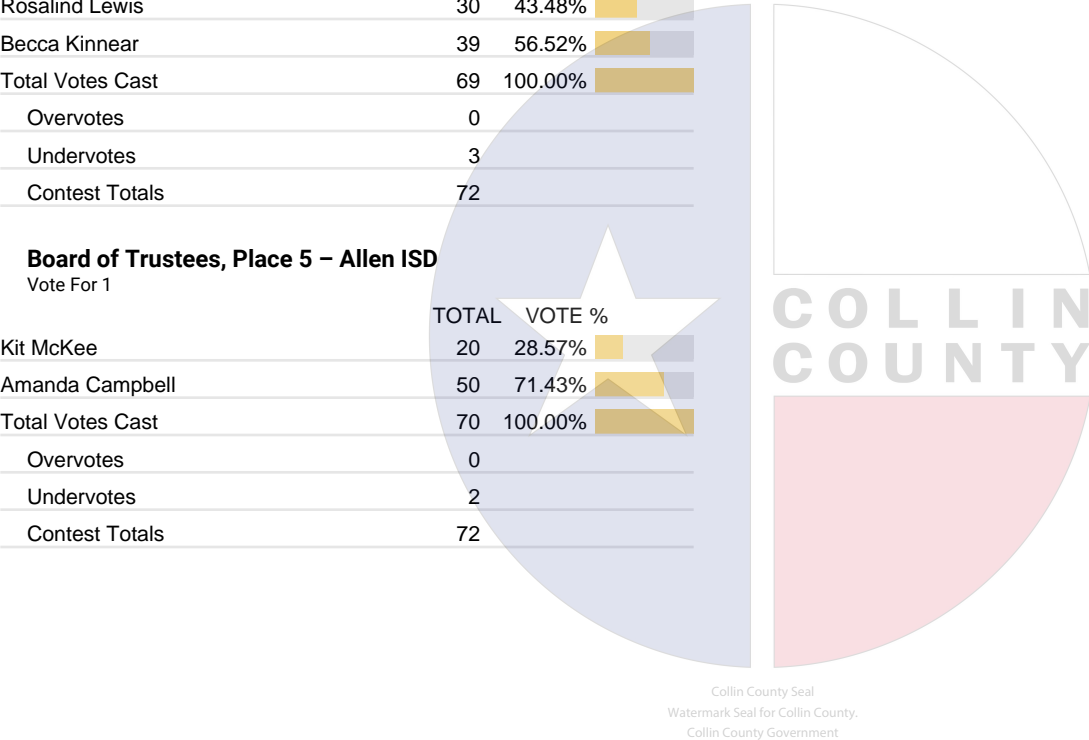
	TOTAL	VOTE %
For	0	
Against	0	
Total Votes Cast	0	
Overvotes	0	
Undervotes	0	
Contest Totals	0	

Board of Trustees, Place 4 – Allen ISD  
Vote For 1

	TOTAL	VOTE %
Rosalind Lewis	30	43.48%
Becca Kinnear	39	56.52%
Total Votes Cast	69	100.00%
Overvotes	0	
Undervotes	3	
Contest Totals	72	

Board of Trustees, Place 5 – Allen ISD  
Vote For 1

	TOTAL	VOTE %
Kit McKee	20	28.57%
Amanda Campbell	50	71.43%
Total Votes Cast	70	100.00%
Overvotes	0	
Undervotes	2	
Contest Totals	72	



Collin County Seal  
Watermark Seal for Collin County.  
Collin County Government

PCT 107

Statistics	TOTAL
Registered Voters - Total	3,260
Ballots Cast - Total	554
Voter Turnout - Total	16.99%

Trustee, Place 4 - Collin Co. Comm. College Dist.  
Vote For 1

	TOTAL	VOTE %	
Tamara Thomas	227	47.10%	<div><div></div></div>
Staci L. Weaver	255	52.90%	<div><div></div></div>
Total Votes Cast	482	100.00%	<div><div></div></div>
Overvotes	0		
Undervotes	72		
Contest Totals	554		

Trustee, Place 5 - Collin Co. Comm. College Dist.  
Vote For 1

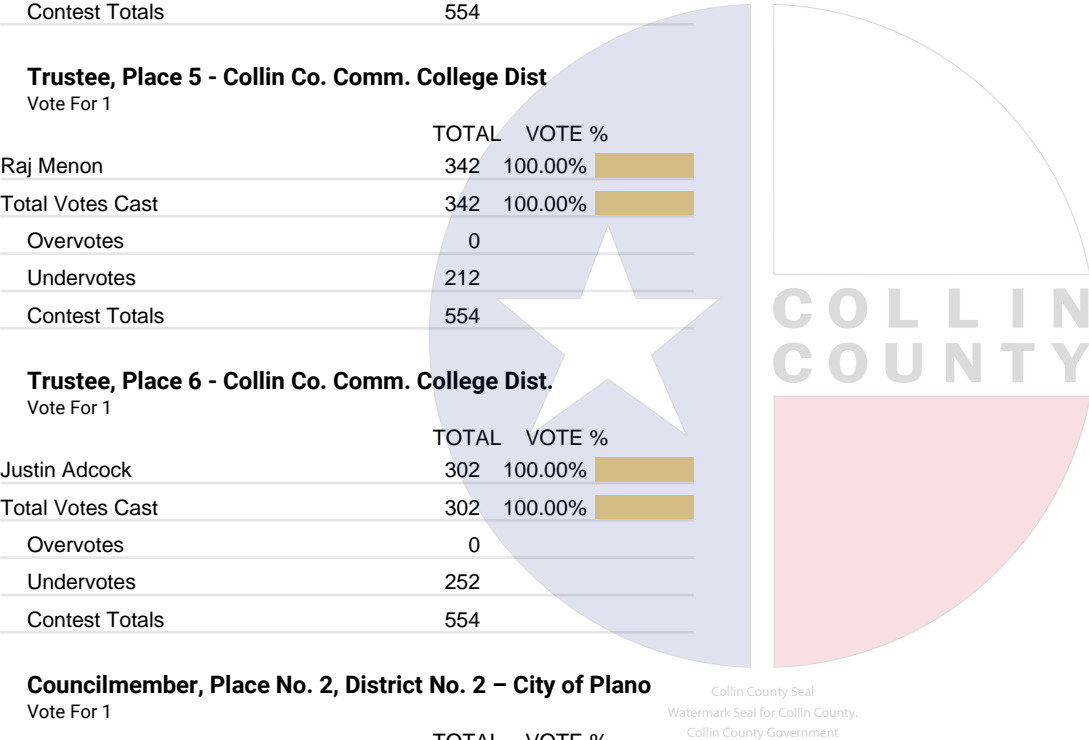
	TOTAL	VOTE %	
Raj Menon	342	100.00%	<div><div></div></div>
Total Votes Cast	342	100.00%	<div><div></div></div>
Overvotes	0		
Undervotes	212		
Contest Totals	554		

Trustee, Place 6 - Collin Co. Comm. College Dist.  
Vote For 1

	TOTAL	VOTE %	
Justin Adcock	302	100.00%	<div><div></div></div>
Total Votes Cast	302	100.00%	<div><div></div></div>
Overvotes	0		
Undervotes	252		
Contest Totals	554		

Councilmember, Place No. 2, District No. 2 – City of Plano  
Vote For 1

	TOTAL	VOTE %	
Bob Kehr	290	55.66%	<div><div></div></div>
Carson K. Underwood	94	18.04%	<div><div></div></div>
Douglas Reeves	137	26.30%	<div><div></div></div>
Total Votes Cast	521	100.00%	<div><div></div></div>
Overvotes	0		
Undervotes	33		
Contest Totals	554		



## PCT 107

### Councilmember, Place No. 4, District No. 4 – City of Plano

Vote For 1

	TOTAL	VOTE %	
Cody Weaver	226	43.71%	<div><div></div></div>
Christene “Chris” Krupa Downs	291	56.29%	<div><div></div></div>
Total Votes Cast	517	100.00%	<div><div></div></div>
Overvotes	0		
Undervotes	37		
Contest Totals	554		

### Councilmember, Place No. 6, Mayor – City of Plano

Vote For 1

	TOTAL	VOTE %	
John Muns	386	100.00%	<div><div></div></div>
Total Votes Cast	386	100.00%	<div><div></div></div>
Overvotes	0		
Undervotes	168		
Contest Totals	554		

### Councilmember, Place No. 8 – City of Plano

Vote For 1

	TOTAL	VOTE %	
Vidal Quintanilla	287	56.05%	<div><div></div></div>
Hayden Padgett	225	43.95%	<div><div></div></div>
Total Votes Cast	512	100.00%	<div><div></div></div>
Overvotes	0		
Undervotes	42		
Contest Totals	554		

### Councilmember, Place No. 5, Unexpired Term – City of Plano

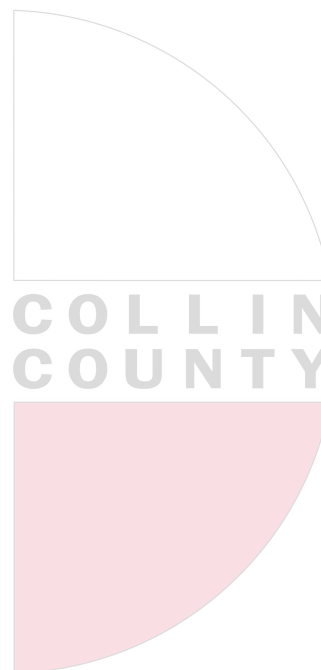
Vote For 1

	TOTAL	VOTE %	
Gary Cary	222	43.11%	<div><div></div></div>
Steve Lavine	293	56.89%	<div><div></div></div>
Total Votes Cast	515	100.00%	<div><div></div></div>
Overvotes	0		
Undervotes	39		
Contest Totals	554		

### Proposition A – City of Plano

Vote For 1




	TOTAL	VOTE %	
For	403	74.63%	<div><div></div></div>
Against	137	25.37%	<div><div></div></div>
Total Votes Cast	540	100.00%	<div><div></div></div>
Overvotes	0		
Undervotes	14		
Contest Totals	554		



## PCT 107




### Proposition B – City of Plano

Vote For 1

	TOTAL	VOTE %	
For	332	62.17%	
Against	202	37.83%	
Total Votes Cast	534	100.00%	
Overvotes	0		
Undervotes	20		
Contest Totals	554		




### Proposition C – City of Plano

Vote For 1

	TOTAL	VOTE %	
For	331	63.17%	
Against	193	36.83%	
Total Votes Cast	524	100.00%	
Overvotes	0		
Undervotes	30		
Contest Totals	554		




### Proposition D – City of Plano

Vote For 1

	TOTAL	VOTE %	
For	358	68.58%	
Against	164	31.42%	
Total Votes Cast	522	100.00%	
Overvotes	0		
Undervotes	32		
Contest Totals	554		




### Proposition E – City of Plano

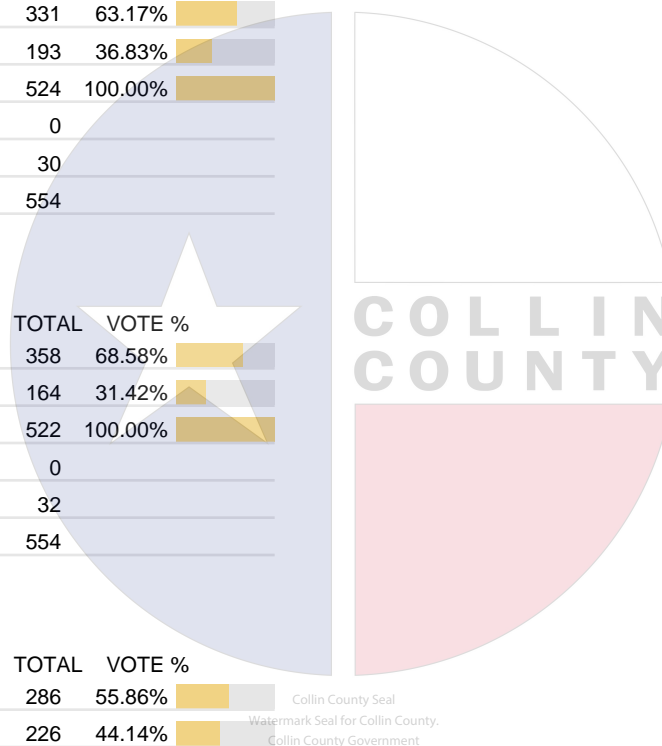
Vote For 1

	TOTAL	VOTE %	
For	286	55.86%	
Against	226	44.14%	
Total Votes Cast	512	100.00%	
Overvotes	0		
Undervotes	42		
Contest Totals	554		

### Proposition F – City of Plano

Vote For 1

	TOTAL	VOTE %	
For	364	69.73%	
Against	158	30.27%	
Total Votes Cast	522	100.00%	
Overvotes	0		
Undervotes	32		
Contest Totals	554		



## PCT 107

### Proposition G – City of Plano

Vote For 1

	TOTAL	VOTE %	
For	383	72.54%	<div><div></div></div>
Against	145	27.46%	<div><div></div></div>
Total Votes Cast	528	100.00%	<div><div></div></div>
Overvotes	0		
Undervotes	26		
Contest Totals	554		

### Trustee, Place 1 – Plano ISD

Vote For 1

	TOTAL	VOTE %	
Lauren Tyra	345	100.00%	<div><div></div></div>
Total Votes Cast	345	100.00%	<div><div></div></div>
Overvotes	0		
Undervotes	209		
Contest Totals	554		

### Trustee, Place 2 – Plano ISD

Vote For 1

	TOTAL	VOTE %	
Sam Johnson	407	88.86%	<div><div></div></div>
Xiomar Pierre	51	11.14%	<div><div></div></div>
Total Votes Cast	458	100.00%	<div><div></div></div>
Overvotes	0		
Undervotes	96		
Contest Totals	554		

### Trustee, Place 3 – Plano ISD


Vote For 1

	TOTAL	VOTE %	
Nancy C. Humphrey	331	71.80%	<div><div></div></div>
Harper Weaver	130	28.20%	<div><div></div></div>
Total Votes Cast	461	100.00%	<div><div></div></div>
Overvotes	0		
Undervotes	93		
Contest Totals	554		

### Trustee, Place 6 – Plano ISD

Vote For 1

	TOTAL	VOTE %	
Andrew Rettke	59	12.14%	<div><div></div></div>
Elisa Klein	293	60.29%	<div><div></div></div>
Dash Weerasinghe	134	27.57%	<div><div></div></div>
Total Votes Cast	486	100.00%	<div><div></div></div>
Overvotes	0		
Undervotes	68		
Contest Totals	554		



Collin County Seal  
Watermark Seal for Collin County.  
Collin County Government

PCT 108

Statistics	TOTAL
Registered Voters - Total	2,927
Ballots Cast - Total	309
Voter Turnout - Total	10.56%

Trustee, Place 4 - Collin Co. Comm. College Dist.  
Vote For 1

	TOTAL	VOTE %
Tamara Thomas	136	49.82%
Staci L. Weaver	137	50.18%
Total Votes Cast	273	100.00%
Overvotes	0	
Undervotes	36	
Contest Totals	309	

Trustee, Place 5 - Collin Co. Comm. College Dist.  
Vote For 1

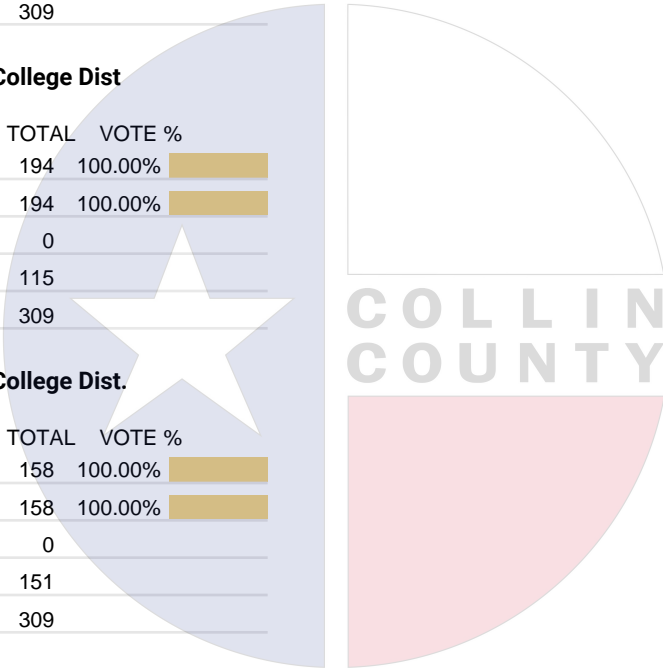
	TOTAL	VOTE %
Raj Menon	194	100.00%
Total Votes Cast	194	100.00%
Overvotes	0	
Undervotes	115	
Contest Totals	309	

Trustee, Place 6 - Collin Co. Comm. College Dist.  
Vote For 1

	TOTAL	VOTE %
Justin Adcock	158	100.00%
Total Votes Cast	158	100.00%
Overvotes	0	
Undervotes	151	
Contest Totals	309	

Councilmember, Place No. 2, District No. 2 – City of Plano  
Vote For 1

	TOTAL	VOTE %
Bob Kehr	173	59.25%
Carson K. Underwood	44	15.07%
Douglas Reeves	75	25.68%
Total Votes Cast	292	100.00%
Overvotes	0	
Undervotes	17	
Contest Totals	309	



Collin County Seal  
Watermark Seal for Collin County,  
Collin County Government



## PCT 108

### Councilmember, Place No. 4, District No. 4 – City of Plano

Vote For 1

	TOTAL	VOTE %	
Cody Weaver	116	39.86%	<div><div></div></div>
Christene “Chris” Krupa Downs	175	60.14%	<div><div></div></div>
Total Votes Cast	291	100.00%	<div><div></div></div>
Overvotes	0		
Undervotes	18		
Contest Totals	309		

### Councilmember, Place No. 6, Mayor – City of Plano

Vote For 1

	TOTAL	VOTE %	
John Muns	224	100.00%	<div><div></div></div>
Total Votes Cast	224	100.00%	<div><div></div></div>
Overvotes	0		
Undervotes	85		
Contest Totals	309		

### Councilmember, Place No. 8 – City of Plano

Vote For 1

	TOTAL	VOTE %	
Vidal Quintanilla	165	58.51%	<div><div></div></div>
Hayden Padgett	117	41.49%	<div><div></div></div>
Total Votes Cast	282	100.00%	<div><div></div></div>
Overvotes	0		
Undervotes	27		
Contest Totals	309		

### Councilmember, Place No. 5, Unexpired Term – City of Plano

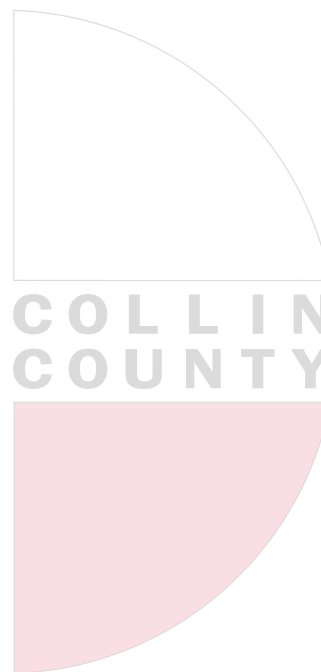
Vote For 1

	TOTAL	VOTE %	
Gary Cary	106	37.59%	<div><div></div></div>
Steve Lavine	176	62.41%	<div><div></div></div>
Total Votes Cast	282	100.00%	<div><div></div></div>
Overvotes	0		
Undervotes	27		
Contest Totals	309		

### Proposition A – City of Plano

Vote For 1

	TOTAL	VOTE %	
For	220	73.09%	<div><div></div></div>
Against	81	26.91%	<div><div></div></div>
Total Votes Cast	301	100.00%	<div><div></div></div>
Overvotes	0		
Undervotes	8		
Contest Totals	309		



PCT 108

Proposition B – City of Plano  
Vote For 1

	TOTAL	VOTE %	
For	183	61.00%	<div><div></div></div>
Against	117	39.00%	<div><div></div></div>
Total Votes Cast	300	100.00%	<div><div></div></div>
Overvotes	0		
Undervotes	9		
Contest Totals	309		

Proposition C – City of Plano  
Vote For 1

	TOTAL	VOTE %	
For	180	61.22%	<div><div></div></div>
Against	114	38.78%	<div><div></div></div>
Total Votes Cast	294	100.00%	<div><div></div></div>
Overvotes	0		
Undervotes	15		
Contest Totals	309		

Proposition D – City of Plano  
Vote For 1

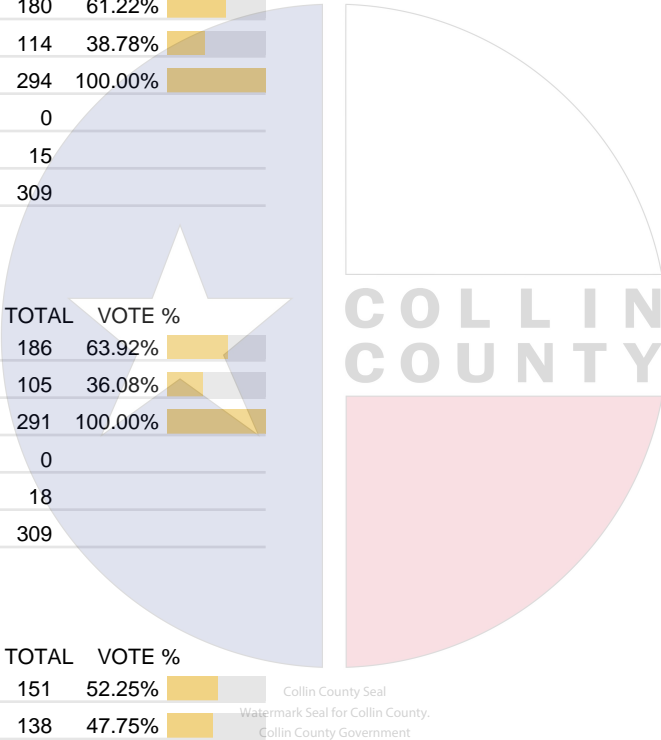
	TOTAL	VOTE %	
For	186	63.92%	<div><div></div></div>
Against	105	36.08%	<div><div></div></div>
Total Votes Cast	291	100.00%	<div><div></div></div>
Overvotes	0		
Undervotes	18		
Contest Totals	309		

Proposition E – City of Plano  
Vote For 1

	TOTAL	VOTE %	
For	151	52.25%	<div><div></div></div>
Against	138	47.75%	<div><div></div></div>
Total Votes Cast	289	100.00%	<div><div></div></div>
Overvotes	0		
Undervotes	20		
Contest Totals	309		

Proposition F – City of Plano  
Vote For 1

	TOTAL	VOTE %	
For	188	64.16%	<div><div></div></div>
Against	105	35.84%	<div><div></div></div>
Total Votes Cast	293	100.00%	<div><div></div></div>
Overvotes	0		
Undervotes	16		
Contest Totals	309		



## PCT 108

### Proposition G – City of Plano

Vote For 1

	TOTAL	VOTE %	
For	210	71.67%	<div><div></div></div>
Against	83	28.33%	<div><div></div></div>
Total Votes Cast	293	100.00%	<div><div></div></div>
Overvotes	0		
Undervotes	16		
Contest Totals	309		

### Trustee, Place 1 – Plano ISD

Vote For 1

	TOTAL	VOTE %	
Lauren Tyra	200	100.00%	<div><div></div></div>
Total Votes Cast	200	100.00%	<div><div></div></div>
Overvotes	0		
Undervotes	109		
Contest Totals	309		

### Trustee, Place 2 – Plano ISD

Vote For 1

	TOTAL	VOTE %	
Sam Johnson	208	82.87%	<div><div></div></div>
Xiomar Pierre	43	17.13%	<div><div></div></div>
Total Votes Cast	251	100.00%	<div><div></div></div>
Overvotes	0		
Undervotes	58		
Contest Totals	309		

### Trustee, Place 3 – Plano ISD

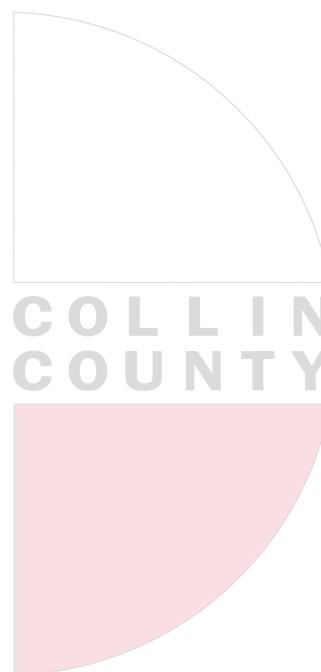
Vote For 1

	TOTAL	VOTE %	
Nancy C. Humphrey	195	75.58%	<div><div></div></div>
Harper Weaver	63	24.42%	<div><div></div></div>
Total Votes Cast	258	100.00%	<div><div></div></div>
Overvotes	0		
Undervotes	51		
Contest Totals	309		

### Trustee, Place 6 – Plano ISD

Vote For 1

	TOTAL	VOTE %	
Andrew Rettke	32	12.12%	<div><div></div></div>
Elisa Klein	156	59.09%	<div><div></div></div>
Dash Weerasinghe	76	28.79%	<div><div></div></div>
Total Votes Cast	264	100.00%	<div><div></div></div>
Overvotes	0		
Undervotes	45		
Contest Totals	309		



Collin County Seal  
Watermark Seal for Collin County,  
Collin County Government

PCT 109

Statistics	TOTAL
Registered Voters - Total	4,630
Ballots Cast - Total	546
Voter Turnout - Total	11.79%

Trustee, Place 4 - Collin Co. Comm. College Dist.  
Vote For 1

	TOTAL	VOTE %
Tamara Thomas	169	34.70%
Staci L. Weaver	318	65.30%
Total Votes Cast	487	100.00%
Overvotes	0	
Undervotes	59	
Contest Totals	546	

Trustee, Place 5 - Collin Co. Comm. College Dist.  
Vote For 1

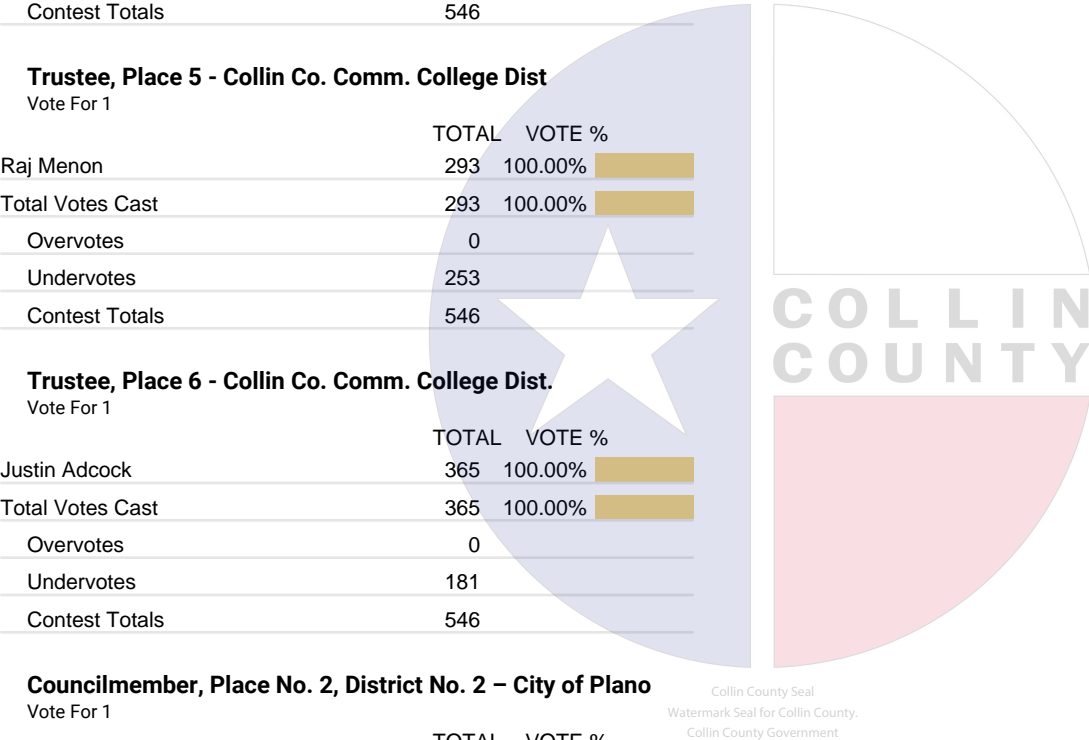
	TOTAL	VOTE %
Raj Menon	293	100.00%
Total Votes Cast	293	100.00%
Overvotes	0	
Undervotes	253	
Contest Totals	546	

Trustee, Place 6 - Collin Co. Comm. College Dist.  
Vote For 1

	TOTAL	VOTE %
Justin Adcock	365	100.00%
Total Votes Cast	365	100.00%
Overvotes	0	
Undervotes	181	
Contest Totals	546	

Councilmember, Place No. 2, District No. 2 – City of Plano  
Vote For 1

	TOTAL	VOTE %
Bob Kehr	237	45.66%
Carson K. Underwood	203	39.11%
Douglas Reeves	79	15.22%
Total Votes Cast	519	100.00%
Overvotes	0	
Undervotes	27	
Contest Totals	546	



## PCT 109

### Councilmember, Place No. 4, District No. 4 – City of Plano

Vote For 1

	TOTAL	VOTE %	
Cody Weaver	299	57.39%	<div><div></div></div>
Christene “Chris” Krupa Downs	222	42.61%	<div><div></div></div>
Total Votes Cast	521	100.00%	<div><div></div></div>
Overvotes	0		
Undervotes	25		
Contest Totals	546		

### Councilmember, Place No. 6, Mayor – City of Plano

Vote For 1

	TOTAL	VOTE %	
John Muns	341	100.00%	<div><div></div></div>
Total Votes Cast	341	100.00%	<div><div></div></div>
Overvotes	0		
Undervotes	205		
Contest Totals	546		

### Councilmember, Place No. 8 – City of Plano

Vote For 1

	TOTAL	VOTE %	
Vidal Quintanilla	216	42.19%	<div><div></div></div>
Hayden Padgett	296	57.81%	<div><div></div></div>
Total Votes Cast	512	100.00%	<div><div></div></div>
Overvotes	0		
Undervotes	34		
Contest Totals	546		

### Councilmember, Place No. 5, Unexpired Term – City of Plano


Vote For 1

	TOTAL	VOTE %	
Gary Cary	294	56.32%	<div><div></div></div>
Steve Lavine	228	43.68%	<div><div></div></div>
Total Votes Cast	522	100.00%	<div><div></div></div>
Overvotes	0		
Undervotes	24		
Contest Totals	546		

### Proposition A – City of Plano

Vote For 1

	TOTAL	VOTE %	
For	395	74.39%	<div><div></div></div>
Against	136	25.61%	<div><div></div></div>
Total Votes Cast	531	100.00%	<div><div></div></div>
Overvotes	0		
Undervotes	15		
Contest Totals	546		



Collin County Seal  
Watermark Seal for Collin County,  
Collin County Government

## PCT 109

### Proposition B – City of Plano

Vote For 1

	TOTAL	VOTE %	
For	351	66.48%	<div><div></div></div>
Against	177	33.52%	<div><div></div></div>
Total Votes Cast	528	100.00%	<div><div></div></div>
Overvotes	0		
Undervotes	18		
Contest Totals	546		

### Proposition C – City of Plano

Vote For 1

	TOTAL	VOTE %	
For	362	70.43%	<div><div></div></div>
Against	152	29.57%	<div><div></div></div>
Total Votes Cast	514	100.00%	<div><div></div></div>
Overvotes	0		
Undervotes	32		
Contest Totals	546		

### Proposition D – City of Plano

Vote For 1

	TOTAL	VOTE %	
For	354	69.28%	<div><div></div></div>
Against	157	30.72%	<div><div></div></div>
Total Votes Cast	511	100.00%	<div><div></div></div>
Overvotes	0		
Undervotes	35		
Contest Totals	546		

### Proposition E – City of Plano

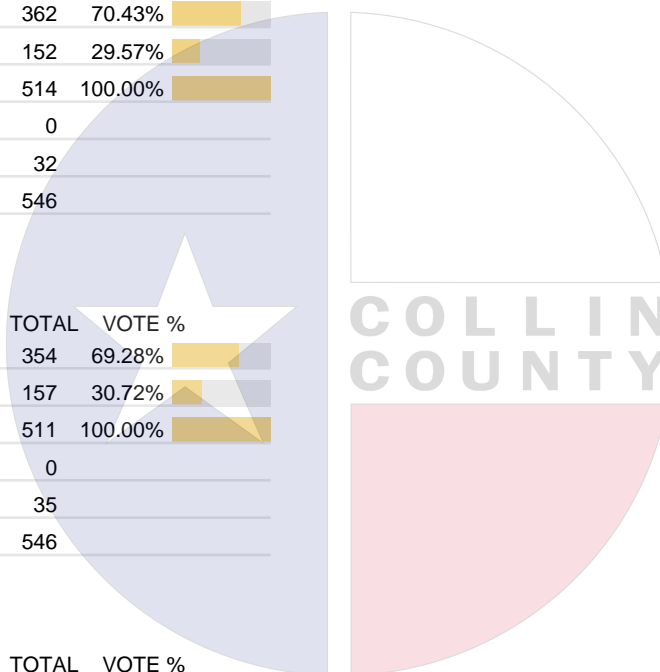
Vote For 1

	TOTAL	VOTE %	
For	267	52.66%	<div><div></div></div>
Against	240	47.34%	<div><div></div></div>
Total Votes Cast	507	100.00%	<div><div></div></div>
Overvotes	0		
Undervotes	39		
Contest Totals	546		

### Proposition F – City of Plano

Vote For 1

	TOTAL	VOTE %	
For	281	54.99%	<div><div></div></div>
Against	230	45.01%	<div><div></div></div>
Total Votes Cast	511	100.00%	<div><div></div></div>
Overvotes	0		
Undervotes	35		
Contest Totals	546		



Collin County Seal  
Watermark Seal for Collin County.  
Collin County Government

## PCT 109

### Proposition G – City of Plano

Vote For 1

	TOTAL	VOTE %	
For	330	64.45%	<div><div></div></div>
Against	182	35.55%	<div><div></div></div>
Total Votes Cast	512	100.00%	<div><div></div></div>
Overvotes	0		
Undervotes	34		
Contest Totals	546		

### Trustee, Place 1 – Frisco ISD

Vote For 1

	TOTAL	VOTE %	
Amit Kalra	1	16.67%	<div><div></div></div>
Suresh Manduva	1	16.67%	<div><div></div></div>
Muni Janagarajan	4	66.67%	<div><div></div></div>
Total Votes Cast	6	100.00%	<div><div></div></div>
Overvotes	0		
Undervotes	4		
Contest Totals	10		

### Trustee, Place 2 – Frisco ISD

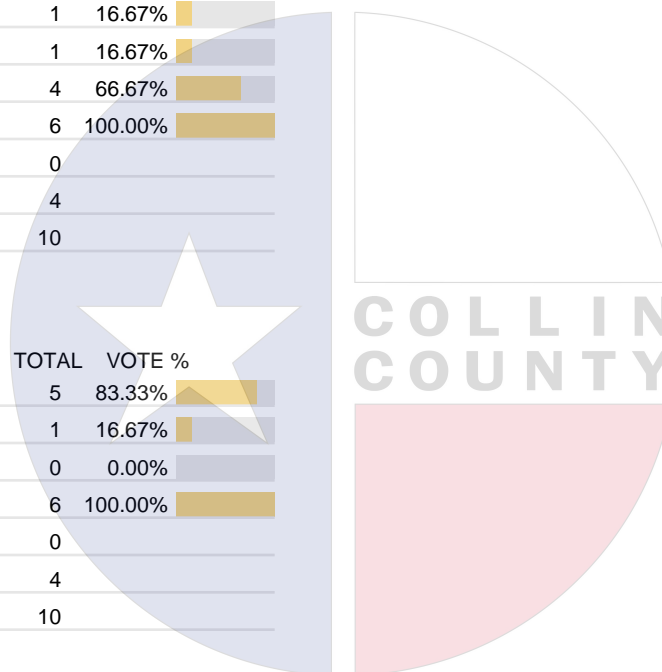
Vote For 1

	TOTAL	VOTE %	
Melanie Barrios Jones	5	83.33%	<div><div></div></div>
Ange Yao	1	16.67%	<div><div></div></div>
Renee Sample	0	0.00%	<div><div></div></div>
Total Votes Cast	6	100.00%	<div><div></div></div>
Overvotes	0		
Undervotes	4		
Contest Totals	10		

### Trustee, Place 3 – Frisco ISD

Vote For 1

	TOTAL	VOTE %	
Stuart Shulman	2	28.57%	<div><div></div></div>
Stephanie Elad	5	71.43%	<div><div></div></div>
Total Votes Cast	7	100.00%	<div><div></div></div>
Overvotes	0		
Undervotes	3		
Contest Totals	10		



Collin County Seal  
Watermark Seal for Collin County,  
Collin County Government

PCT 109

Trustee, Place 1 – Plano ISD  
Vote For 1

	TOTAL	VOTE %	
Lauren Tyra	296	100.00%	<div><div></div></div>
Total Votes Cast	296	100.00%	<div><div></div></div>
Overvotes	0		
Undervotes	240		
Contest Totals	536		

Trustee, Place 2 – Plano ISD  
Vote For 1

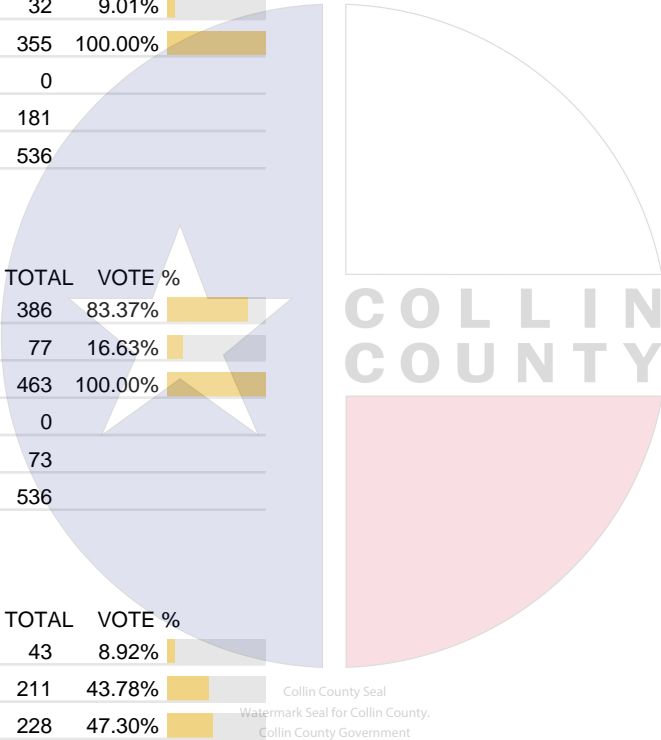
	TOTAL	VOTE %	
Sam Johnson	323	90.99%	<div><div></div></div>
Xiomar Pierre	32	9.01%	<div><div></div></div>
Total Votes Cast	355	100.00%	<div><div></div></div>
Overvotes	0		
Undervotes	181		
Contest Totals	536		

Trustee, Place 3 – Plano ISD  
Vote For 1

	TOTAL	VOTE %	
Nancy C. Humphrey	386	83.37%	<div><div></div></div>
Harper Weaver	77	16.63%	<div><div></div></div>
Total Votes Cast	463	100.00%	<div><div></div></div>
Overvotes	0		
Undervotes	73		
Contest Totals	536		

Trustee, Place 6 – Plano ISD  
Vote For 1

	TOTAL	VOTE %	
Andrew Rettke	43	8.92%	<div><div></div></div>
Elisa Klein	211	43.78%	<div><div></div></div>
Dash Weerasinghe	228	47.30%	<div><div></div></div>
Total Votes Cast	482	100.00%	<div><div></div></div>
Overvotes	0		
Undervotes	54		
Contest Totals	536		





PCT 110

Statistics	TOTAL
Registered Voters - Total	2,732
Ballots Cast - Total	484
Voter Turnout - Total	17.72%

Trustee, Place 4 - Collin Co. Comm. College Dist.  
Vote For 1

	TOTAL	VOTE %
Tamara Thomas	140	40.23%
Staci L. Weaver	208	59.77%
Total Votes Cast	348	100.00%
Overvotes	0	
Undervotes	136	
Contest Totals	484	

Trustee, Place 5 - Collin Co. Comm. College Dist  
Vote For 1

	TOTAL	VOTE %
Raj Menon	259	100.00%
Total Votes Cast	259	100.00%
Overvotes	0	
Undervotes	225	
Contest Totals	484	

Trustee, Place 6 - Collin Co. Comm. College Dist.  
Vote For 1

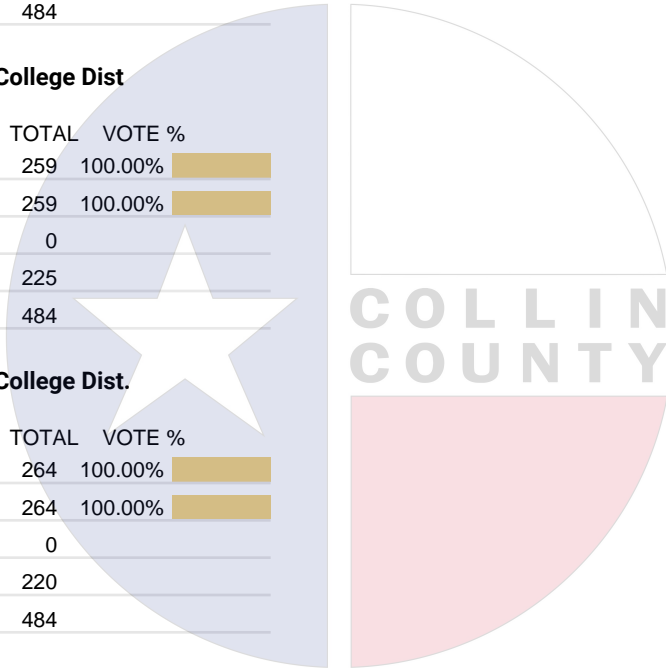
	TOTAL	VOTE %
Justin Adcock	264	100.00%
Total Votes Cast	264	100.00%
Overvotes	0	
Undervotes	220	
Contest Totals	484	

Council Member, Place 1 – City of Richardson  
Vote For 1

	TOTAL	VOTE %
Curtis Dorian	287	100.00%
Total Votes Cast	287	100.00%
Overvotes	0	
Undervotes	197	
Contest Totals	484	

Council Member, Place 2 – City of Richardson  
Vote For 1

	TOTAL	VOTE %
Jennifer Justice	300	100.00%
Total Votes Cast	300	100.00%
Overvotes	0	
Undervotes	184	
Contest Totals	484	



Collin County Seal  
Watermark Seal for Collin County,  
Collin County Government

## PCT 110

### Council Member, Place 3 – City of Richardson

Vote For 1

	TOTAL	VOTE %	
Dan Barrios	286	100.00%	<div><div></div></div>
Total Votes Cast	286	100.00%	<div><div></div></div>
Overvotes	0		
Undervotes	198		
Contest Totals	484		

### Council Member, Place 4 – City of Richardson

Vote For 1

	TOTAL	VOTE %	
Joe Corcoran	292	100.00%	<div><div></div></div>
Total Votes Cast	292	100.00%	<div><div></div></div>
Overvotes	0		
Undervotes	192		
Contest Totals	484		

### Council Member, Place 5 – City of Richardson

Vote For 1

	TOTAL	VOTE %	
Ken Hutchenrider	290	100.00%	<div><div></div></div>
Total Votes Cast	290	100.00%	<div><div></div></div>
Overvotes	0		
Undervotes	194		
Contest Totals	484		

### Council Member, Place 6 – City of Richardson

Vote For 1

	TOTAL	VOTE %	
Arefin Shamsul	230	55.42%	<div><div></div><div></div></div>
Lisa Marie Kupfer	185	44.58%	<div><div></div><div></div></div>
Total Votes Cast	415	100.00%	<div><div></div></div>
Overvotes	0		
Undervotes	69		
Contest Totals	484		

Collin County Seal  
Watermark Seal for Collin County,  
Collin County Government

### Mayor, Place 7 – City of Richardson

Vote For 1

	TOTAL	VOTE %	
Alan C. North	8	1.65%	<div><div></div><div></div></div>
Amir Omar	234	48.35%	<div><div></div><div></div></div>
Bob Dubey	242	50.00%	<div><div></div><div></div></div>
Total Votes Cast	484	100.00%	<div><div></div></div>
Overvotes	0		
Undervotes	0		
Contest Totals	484		

PCT 110

Trustee, Place 1 – Plano ISD  
Vote For 1

	TOTAL	VOTE %	
Lauren Tyra	264	100.00%	<div><div></div></div>
Total Votes Cast	264	100.00%	<div><div></div></div>
Overvotes	0		
Undervotes	220		
Contest Totals	484		

Trustee, Place 2 – Plano ISD  
Vote For 1

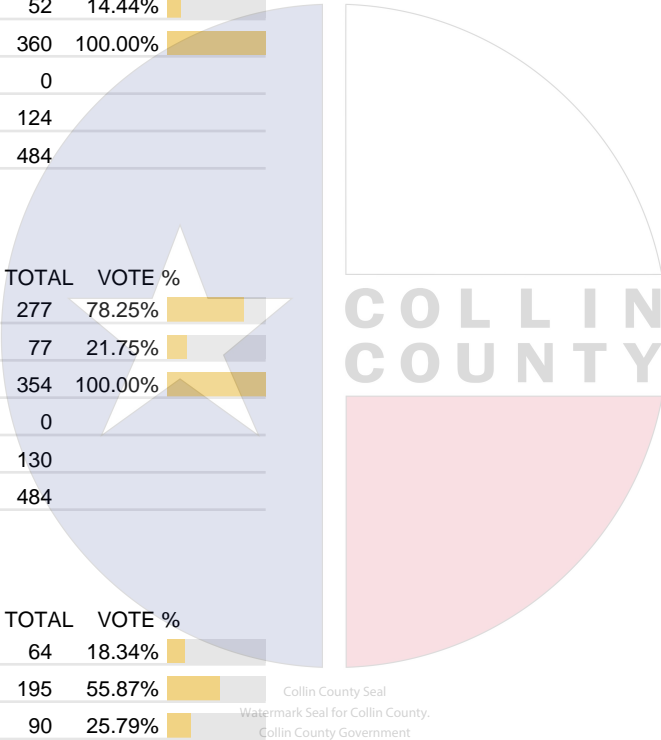
	TOTAL	VOTE %	
Sam Johnson	308	85.56%	<div><div></div></div>
Xiomar Pierre	52	14.44%	<div><div></div></div>
Total Votes Cast	360	100.00%	<div><div></div></div>
Overvotes	0		
Undervotes	124		
Contest Totals	484		

Trustee, Place 3 – Plano ISD  
Vote For 1

	TOTAL	VOTE %	
Nancy C. Humphrey	277	78.25%	<div><div></div></div>
Harper Weaver	77	21.75%	<div><div></div></div>
Total Votes Cast	354	100.00%	<div><div></div></div>
Overvotes	0		
Undervotes	130		
Contest Totals	484		

Trustee, Place 6 – Plano ISD  
Vote For 1

	TOTAL	VOTE %	
Andrew Rettke	64	18.34%	<div><div></div></div>
Elisa Klein	195	55.87%	<div><div></div></div>
Dash Weerasinghe	90	25.79%	<div><div></div></div>
Total Votes Cast	349	100.00%	<div><div></div></div>
Overvotes	0		
Undervotes	135		
Contest Totals	484		



PCT 111

Statistics	TOTAL
Registered Voters - Total	2,994
Ballots Cast - Total	370
Voter Turnout - Total	12.36%

Trustee, Place 4 - Collin Co. Comm. College Dist.  
Vote For 1

	TOTAL	VOTE %
Tamara Thomas	71	25.09%
Staci L. Weaver	212	74.91%
Total Votes Cast	283	100.00%
Overvotes	0	
Undervotes	87	
Contest Totals	370	

Trustee, Place 5 - Collin Co. Comm. College Dist.  
Vote For 1

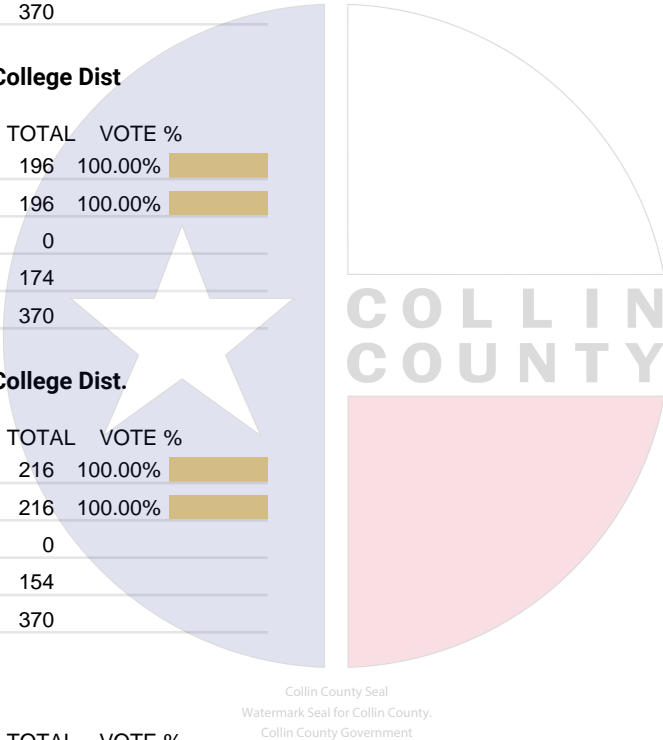
	TOTAL	VOTE %
Raj Menon	196	100.00%
Total Votes Cast	196	100.00%
Overvotes	0	
Undervotes	174	
Contest Totals	370	

Trustee, Place 6 - Collin Co. Comm. College Dist.  
Vote For 1

	TOTAL	VOTE %
Justin Adcock	216	100.00%
Total Votes Cast	216	100.00%
Overvotes	0	
Undervotes	154	
Contest Totals	370	

City Council, Place 2 – City of Frisco  
Vote For 1

	TOTAL	VOTE %
Burt Thakur	180	51.14%
Sai Krishnarajanagar	12	3.41%
Tammy Meinershagen	160	45.45%
Total Votes Cast	352	100.00%
Overvotes	0	
Undervotes	18	
Contest Totals	370	



PCT 111

City Council, Place 4 – City of Frisco  
Vote For 1

	TOTAL	VOTE %	
Josh Meek	78	21.73%	<div><div></div></div>
Jared Elad	190	52.92%	<div><div></div></div>
Jerry Spencer	20	5.57%	<div><div></div></div>
Gopal Ponangi	31	8.64%	<div><div></div></div>
Sangita Datta	40	11.14%	<div><div></div></div>
Total Votes Cast	359	100.00%	<div><div></div></div>
Overvotes	0		
Undervotes	11		
Contest Totals	370		

Proposition A – City of Frisco  
Vote For 1

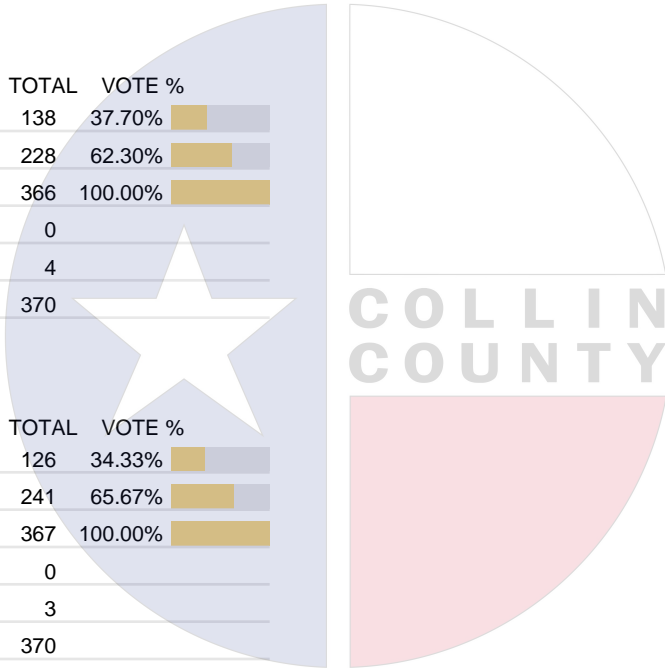
	TOTAL	VOTE %	
For	138	37.70%	<div><div></div></div>
Against	228	62.30%	<div><div></div></div>
Total Votes Cast	366	100.00%	<div><div></div></div>
Overvotes	0		
Undervotes	4		
Contest Totals	370		

Proposition B – City of Frisco  
Vote For 1

	TOTAL	VOTE %	
For	126	34.33%	<div><div></div></div>
Against	241	65.67%	<div><div></div></div>
Total Votes Cast	367	100.00%	<div><div></div></div>
Overvotes	0		
Undervotes	3		
Contest Totals	370		

Proposition C – City of Frisco  
Vote For 1

	TOTAL	VOTE %	
For	231	64.35%	<div><div></div></div>
Against	128	35.65%	<div><div></div></div>
Total Votes Cast	359	100.00%	<div><div></div></div>
Overvotes	0		
Undervotes	11		
Contest Totals	370		



Collin County Seal  
Watermark Seal for Collin County,  
Collin County Government

PCT 111

Proposition D – City of Frisco  
Vote For 1

	TOTAL	VOTE %	
For	108	30.77%	<div><div></div></div>
Against	243	69.23%	<div><div></div></div>
Total Votes Cast	351	100.00%	<div><div></div></div>
Overvotes	0		
Undervotes	19		
Contest Totals	370		

Proposition E – City of Frisco  
Vote For 1

	TOTAL	VOTE %	
For	174	50.00%	<div><div></div></div>
Against	174	50.00%	<div><div></div></div>
Total Votes Cast	348	100.00%	<div><div></div></div>
Overvotes	0		
Undervotes	22		
Contest Totals	370		

Proposition F – City of Frisco  
Vote For 1

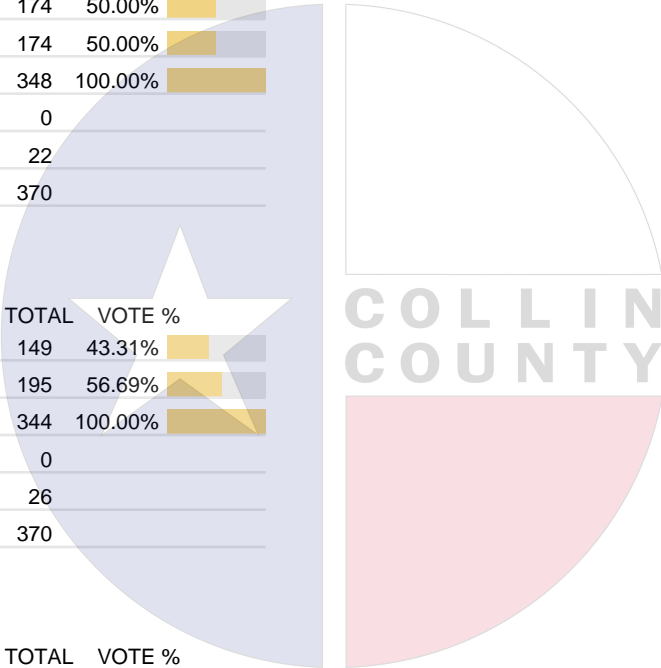
	TOTAL	VOTE %	
For	149	43.31%	<div><div></div></div>
Against	195	56.69%	<div><div></div></div>
Total Votes Cast	344	100.00%	<div><div></div></div>
Overvotes	0		
Undervotes	26		
Contest Totals	370		

Proposition G – City of Frisco  
Vote For 1

	TOTAL	VOTE %	
For	225	65.79%	<div><div></div></div>
Against	117	34.21%	<div><div></div></div>
Total Votes Cast	342	100.00%	<div><div></div></div>
Overvotes	0		
Undervotes	28		
Contest Totals	370		

Proposition H – City of Frisco  
Vote For 1




	TOTAL	VOTE %	
For	209	62.57%	<div><div></div></div>
Against	125	37.43%	<div><div></div></div>
Total Votes Cast	334	100.00%	<div><div></div></div>
Overvotes	0		
Undervotes	36		
Contest Totals	370		



## PCT 111




### Proposition I – City of Frisco

Vote For 1

	TOTAL	VOTE %	
For	139	41.74%	
Against	194	58.26%	
Total Votes Cast	333	100.00%	
Overvotes	0		
Undervotes	37		
Contest Totals	370		




### Proposition J – City of Frisco

Vote For 1

	TOTAL	VOTE %	
For	140	41.79%	
Against	195	58.21%	
Total Votes Cast	335	100.00%	
Overvotes	0		
Undervotes	35		
Contest Totals	370		




### Proposition K – City of Frisco

Vote For 1

	TOTAL	VOTE %	
For	188	57.32%	
Against	140	42.68%	
Total Votes Cast	328	100.00%	
Overvotes	0		
Undervotes	42		
Contest Totals	370		




### Proposition L - City of Frisco

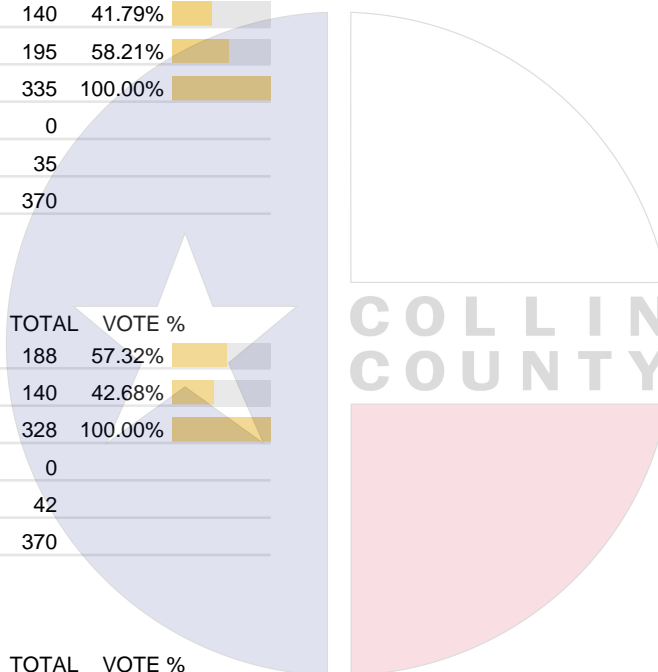
Vote For 1

	TOTAL	VOTE %	
For	178	52.20%	
Against	163	47.80%	
Total Votes Cast	341	100.00%	
Overvotes	0		
Undervotes	29		
Contest Totals	370		

### Proposition M – City of Frisco

Vote For 1

	TOTAL	VOTE %	
For	230	68.25%	
Against	107	31.75%	
Total Votes Cast	337	100.00%	
Overvotes	0		
Undervotes	33		
Contest Totals	370		



Collin County Seal  
Watermark Seal for Collin County.  
Collin County Government

## PCT 111

### Proposition N – City of Frisco

Vote For 1

	TOTAL	VOTE %	
For	229	68.15%	<div><div></div></div>
Against	107	31.85%	<div><div></div></div>
Total Votes Cast	336	100.00%	<div><div></div></div>
Overvotes	0		
Undervotes	34		
Contest Totals	370		

### Trustee, Place 1 – Frisco ISD

Vote For 1

	TOTAL	VOTE %	
Amit Kalra	73	24.41%	<div><div></div></div>
Suresh Manduva	69	23.08%	<div><div></div></div>
Muni Janagarajan	157	52.51%	<div><div></div></div>
Total Votes Cast	299	100.00%	<div><div></div></div>
Overvotes	0		
Undervotes	71		
Contest Totals	370		

### Trustee, Place 2 – Frisco ISD

Vote For 1

	TOTAL	VOTE %	
Melanie Barrios Jones	189	58.88%	<div><div></div></div>
Ange Yao	10	3.12%	<div><div></div></div>
Renee Sample	122	38.01%	<div><div></div></div>
Total Votes Cast	321	100.00%	<div><div></div></div>
Overvotes	0		
Undervotes	49		
Contest Totals	370		

### Trustee, Place 3 – Frisco ISD

Vote For 1

	TOTAL	VOTE %	
Stuart Shulman	101	30.70%	<div><div></div></div>
Stephanie Elad	228	69.30%	<div><div></div></div>
Total Votes Cast	329	100.00%	<div><div></div></div>
Overvotes	0		
Undervotes	41		
Contest Totals	370		

Collin County Seal  
Watermark Seal for Collin County,  
Collin County Government



PCT 112

Statistics	TOTAL
Registered Voters - Total	3,081
Ballots Cast - Total	414
Voter Turnout - Total	13.44%

Trustee, Place 4 - Collin Co. Comm. College Dist.  
Vote For 1

	TOTAL	VOTE %	
Tamara Thomas	156	44.07%	<div><div></div></div>
Staci L. Weaver	198	55.93%	<div><div></div></div>
Total Votes Cast	354	100.00%	<div><div></div></div>
Overvotes	0		
Undervotes	60		
Contest Totals	414		

Trustee, Place 5 - Collin Co. Comm. College Dist.  
Vote For 1


	TOTAL	VOTE %	
Raj Menon	263	100.00%	<div><div></div></div>
Total Votes Cast	263	100.00%	<div><div></div></div>
Overvotes	0		
Undervotes	151		
Contest Totals	414		

Trustee, Place 6 - Collin Co. Comm. College Dist.  
Vote For 1

	TOTAL	VOTE %	
Justin Adcock	232	100.00%	<div><div></div></div>
Total Votes Cast	232	100.00%	<div><div></div></div>
Overvotes	0		
Undervotes	182		
Contest Totals	414		

Councilmember, Place No. 2, District No. 2 – City of Plano  
Vote For 1

	TOTAL	VOTE %	
Bob Kehr	203	53.99%	<div><div></div></div>
Carson K. Underwood	83	22.07%	<div><div></div></div>
Douglas Reeves	90	23.94%	<div><div></div></div>
Total Votes Cast	376	100.00%	<div><div></div></div>
Overvotes	0		
Undervotes	38		
Contest Totals	414		



## PCT 112

### Councilmember, Place No. 4, District No. 4 – City of Plano

Vote For 1

	TOTAL	VOTE %	
Cody Weaver	184	48.29%	<div><div></div></div>
Christene “Chris” Krupa Downs	197	51.71%	<div><div></div></div>
Total Votes Cast	381	100.00%	<div><div></div></div>
Overvotes	0		
Undervotes	33		
Contest Totals	414		

### Councilmember, Place No. 6, Mayor – City of Plano

Vote For 1

	TOTAL	VOTE %	
John Muns	310	100.00%	<div><div></div></div>
Total Votes Cast	310	100.00%	<div><div></div></div>
Overvotes	0		
Undervotes	104		
Contest Totals	414		

### Councilmember, Place No. 8 – City of Plano

Vote For 1

	TOTAL	VOTE %	
Vidal Quintanilla	212	56.38%	<div><div></div></div>
Hayden Padgett	164	43.62%	<div><div></div></div>
Total Votes Cast	376	100.00%	<div><div></div></div>
Overvotes	0		
Undervotes	38		
Contest Totals	414		

### Councilmember, Place No. 5, Unexpired Term – City of Plano


Vote For 1

	TOTAL	VOTE %	
Gary Cary	175	46.54%	<div><div></div></div>
Steve Lavine	201	53.46%	<div><div></div></div>
Total Votes Cast	376	100.00%	<div><div></div></div>
Overvotes	0		
Undervotes	38		
Contest Totals	414		

### Proposition A – City of Plano

Vote For 1

	TOTAL	VOTE %	
For	271	67.08%	<div><div></div></div>
Against	133	32.92%	<div><div></div></div>
Total Votes Cast	404	100.00%	<div><div></div></div>
Overvotes	0		
Undervotes	10		
Contest Totals	414		



## PCT 112

### Proposition B – City of Plano

Vote For 1

	TOTAL	VOTE %	
For	234	58.06%	<div><div></div></div>
Against	169	41.94%	<div><div></div></div>
Total Votes Cast	403	100.00%	<div><div></div></div>
Overvotes	0		
Undervotes	11		
Contest Totals	414		

### Proposition C – City of Plano

Vote For 1

	TOTAL	VOTE %	
For	231	58.19%	<div><div></div></div>
Against	166	41.81%	<div><div></div></div>
Total Votes Cast	397	100.00%	<div><div></div></div>
Overvotes	0		
Undervotes	17		
Contest Totals	414		

### Proposition D – City of Plano

Vote For 1

	TOTAL	VOTE %	
For	255	64.39%	<div><div></div></div>
Against	141	35.61%	<div><div></div></div>
Total Votes Cast	396	100.00%	<div><div></div></div>
Overvotes	0		
Undervotes	18		
Contest Totals	414		

### Proposition E – City of Plano

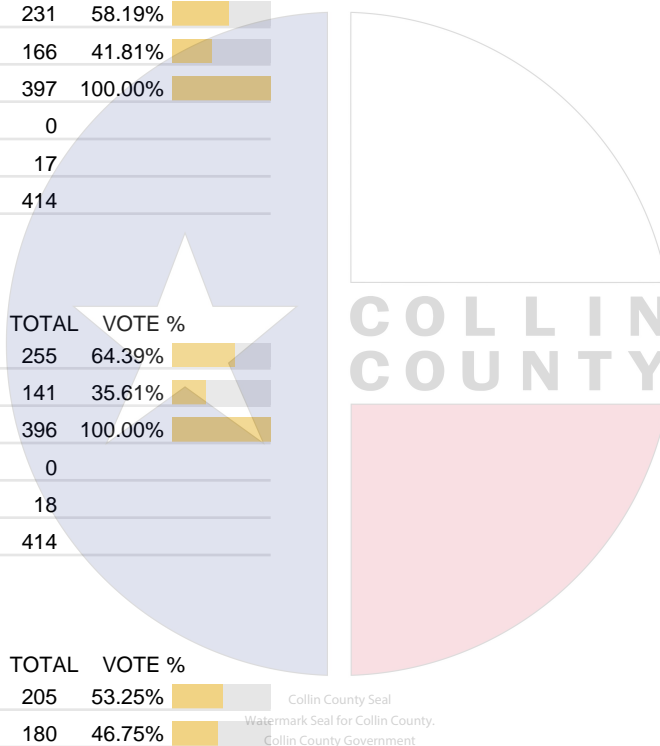
Vote For 1

	TOTAL	VOTE %	
For	205	53.25%	<div><div></div></div>
Against	180	46.75%	<div><div></div></div>
Total Votes Cast	385	100.00%	<div><div></div></div>
Overvotes	0		
Undervotes	29		
Contest Totals	414		

### Proposition F – City of Plano

Vote For 1

	TOTAL	VOTE %	
For	256	65.31%	<div><div></div></div>
Against	136	34.69%	<div><div></div></div>
Total Votes Cast	392	100.00%	<div><div></div></div>
Overvotes	0		
Undervotes	22		
Contest Totals	414		



PCT 112

Proposition G – City of Plano  
Vote For 1

	TOTAL	VOTE %	
For	281	71.50%	<div><div></div></div>
Against	112	28.50%	<div><div></div></div>
Total Votes Cast	393	100.00%	<div><div></div></div>
Overvotes	0		
Undervotes	21		
Contest Totals	414		

Trustee, Place 1 – Plano ISD  
Vote For 1

	TOTAL	VOTE %	
Lauren Tyra	263	100.00%	<div><div></div></div>
Total Votes Cast	263	100.00%	<div><div></div></div>
Overvotes	0		
Undervotes	151		
Contest Totals	414		

Trustee, Place 2 – Plano ISD  
Vote For 1

	TOTAL	VOTE %	
Sam Johnson	314	91.55%	<div><div></div></div>
Xiomar Pierre	29	8.45%	<div><div></div></div>
Total Votes Cast	343	100.00%	<div><div></div></div>
Overvotes	0		
Undervotes	71		
Contest Totals	414		

Trustee, Place 3 – Plano ISD  
Vote For 1

	TOTAL	VOTE %	
Nancy C. Humphrey	260	75.14%	<div><div></div></div>
Harper Weaver	86	24.86%	<div><div></div></div>
Total Votes Cast	346	100.00%	<div><div></div></div>
Overvotes	0		
Undervotes	68		
Contest Totals	414		

Trustee, Place 6 – Plano ISD  
Vote For 1

	TOTAL	VOTE %	
Andrew Rettke	46	13.03%	<div><div></div></div>
Elisa Klein	176	49.86%	<div><div></div></div>
Dash Weerasinghe	131	37.11%	<div><div></div></div>
Total Votes Cast	353	100.00%	<div><div></div></div>
Overvotes	0		
Undervotes	61		
Contest Totals	414		

PCT 113

Statistics	TOTAL
Registered Voters - Total	3,212
Ballots Cast - Total	102
Voter Turnout - Total	3.18%

Trustee, Place 4 - Collin Co. Comm. College Dist.  
Vote For 1

	TOTAL	VOTE %	
Tamara Thomas	50	52.63%	<div><div></div></div>
Staci L. Weaver	45	47.37%	<div><div></div></div>
Total Votes Cast	95	100.00%	<div><div></div></div>
Overvotes	0		
Undervotes	7		
Contest Totals	102		

Trustee, Place 5 - Collin Co. Comm. College Dist.  
Vote For 1

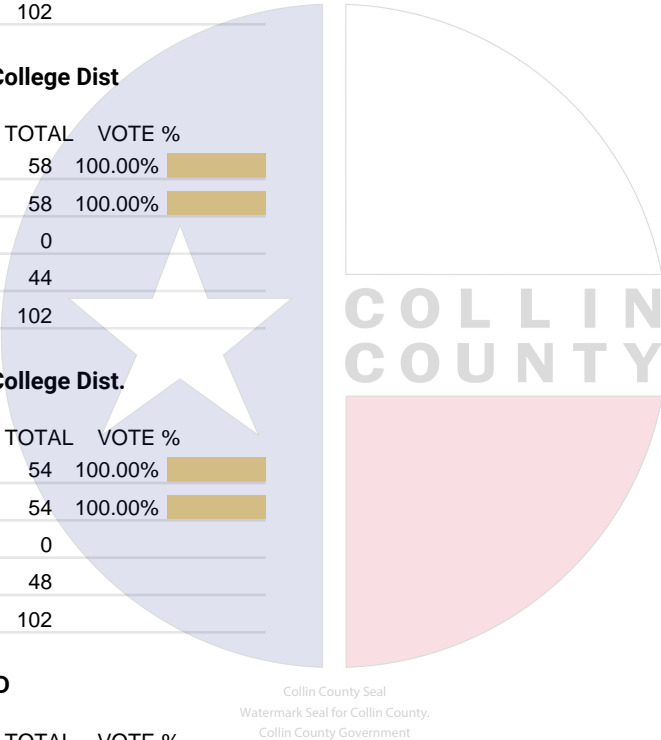
	TOTAL	VOTE %	
Raj Menon	58	100.00%	<div><div></div></div>
Total Votes Cast	58	100.00%	<div><div></div></div>
Overvotes	0		
Undervotes	44		
Contest Totals	102		

Trustee, Place 6 - Collin Co. Comm. College Dist.  
Vote For 1

	TOTAL	VOTE %	
Justin Adcock	54	100.00%	<div><div></div></div>
Total Votes Cast	54	100.00%	<div><div></div></div>
Overvotes	0		
Undervotes	48		
Contest Totals	102		

Board of Trustees, Place 4 - Allen ISD  
Vote For 1


	TOTAL	VOTE %	
Rosalind Lewis	44	45.36%	<div><div></div></div>
Becca Kinnear	53	54.64%	<div><div></div></div>
Total Votes Cast	97	100.00%	<div><div></div></div>
Overvotes	0		
Undervotes	5		
Contest Totals	102		



PCT 113

Board of Trustees, Place 5 – Allen ISD  
Vote For 1

	TOTAL	VOTE %	
Kit McKee	34	33.66%	<div><div></div></div>
Amanda Campbell	67	66.34%	<div><div></div></div>
Total Votes Cast	101	100.00%	<div><div></div></div>
Overvotes	0		
Undervotes	1		
Contest Totals	102		



Collin County Seal  
Watermark Seal for Collin County.  
Collin County Government

PCT 114

Statistics	TOTAL
Registered Voters - Total	4,571
Ballots Cast - Total	35
Voter Turnout - Total	0.77%

Trustee, Place 4 - Collin Co. Comm. College Dist.  
Vote For 1

	TOTAL	VOTE %	
Tamara Thomas	18	51.43%	<div><div></div></div>
Staci L. Weaver	17	48.57%	<div><div></div></div>
Total Votes Cast	35	100.00%	<div><div></div></div>
Overvotes	0		
Undervotes	0		
Contest Totals	35		

Trustee, Place 5 - Collin Co. Comm. College Dist.  
Vote For 1

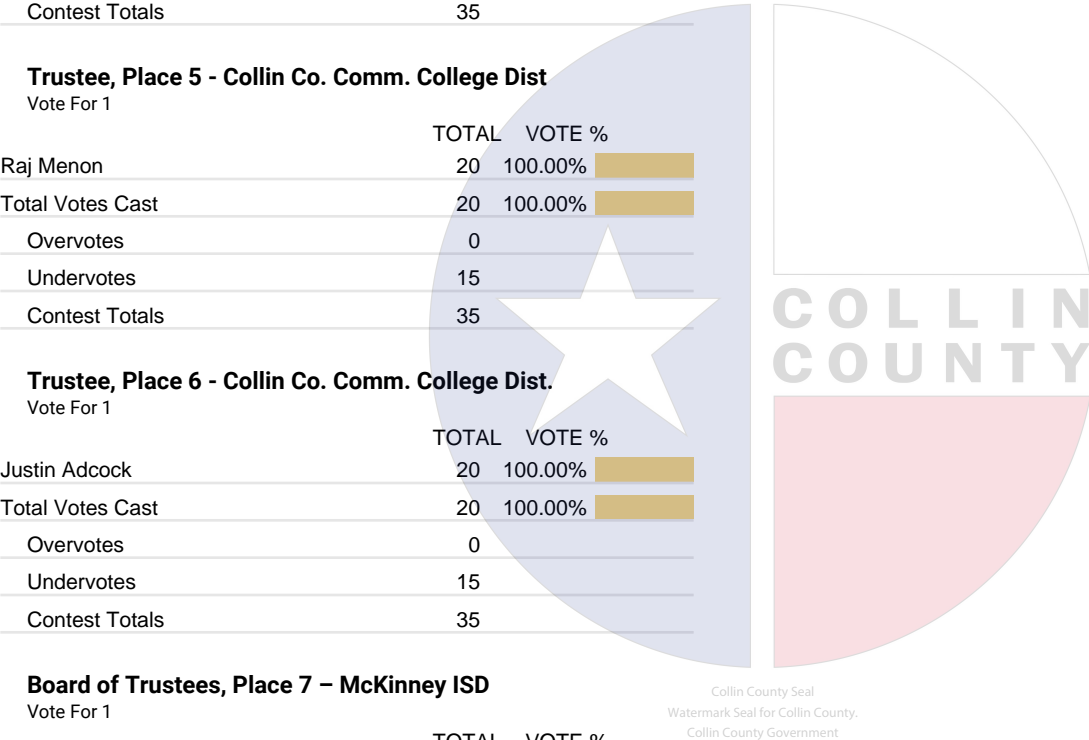
	TOTAL	VOTE %	
Raj Menon	20	100.00%	<div><div></div></div>
Total Votes Cast	20	100.00%	<div><div></div></div>
Overvotes	0		
Undervotes	15		
Contest Totals	35		

Trustee, Place 6 - Collin Co. Comm. College Dist.  
Vote For 1

	TOTAL	VOTE %	
Justin Adcock	20	100.00%	<div><div></div></div>
Total Votes Cast	20	100.00%	<div><div></div></div>
Overvotes	0		
Undervotes	15		
Contest Totals	35		

Board of Trustees, Place 7 – McKinney ISD  
Vote For 1

	TOTAL	VOTE %	
Harvey Oaxaca	10	100.00%	<div><div></div></div>
Total Votes Cast	10	100.00%	<div><div></div></div>
Overvotes	0		
Undervotes	4		
Contest Totals	14		



PCT 115

Statistics	TOTAL
Registered Voters - Total	2,892
Ballots Cast - Total	392
Voter Turnout - Total	13.55%

Trustee, Place 4 - Collin Co. Comm. College Dist.  
Vote For 1

	TOTAL	VOTE %
Tamara Thomas	111	40.36%
Staci L. Weaver	164	59.64%
Total Votes Cast	275	100.00%
Overvotes	0	
Undervotes	117	
Contest Totals	392	

Trustee, Place 5 - Collin Co. Comm. College Dist.  
Vote For 1

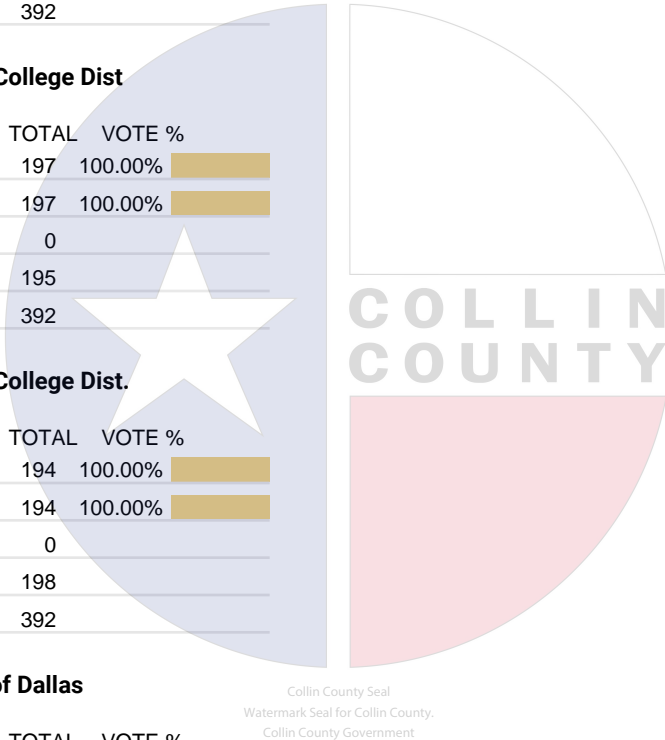
	TOTAL	VOTE %
Raj Menon	197	100.00%
Total Votes Cast	197	100.00%
Overvotes	0	
Undervotes	195	
Contest Totals	392	

Trustee, Place 6 - Collin Co. Comm. College Dist.  
Vote For 1

	TOTAL	VOTE %
Justin Adcock	194	100.00%
Total Votes Cast	194	100.00%
Overvotes	0	
Undervotes	198	
Contest Totals	392	

Member of Council, Place 12 – City of Dallas  
Vote For 1

	TOTAL	VOTE %
Cara Mendelsohn	221	57.70%
Marc Rossouw	136	35.51%
Jose Cavazos	26	6.79%
Total Votes Cast	383	100.00%
Overvotes	0	
Undervotes	9	
Contest Totals	392	





PCT 115

Trustee, Place 1 – Plano ISD  
Vote For 1

	TOTAL	VOTE %	
Lauren Tyra	204	100.00%	<div><div></div></div>
Total Votes Cast	204	100.00%	<div><div></div></div>
Overvotes	0		
Undervotes	188		
Contest Totals	392		

Trustee, Place 2 – Plano ISD  
Vote For 1

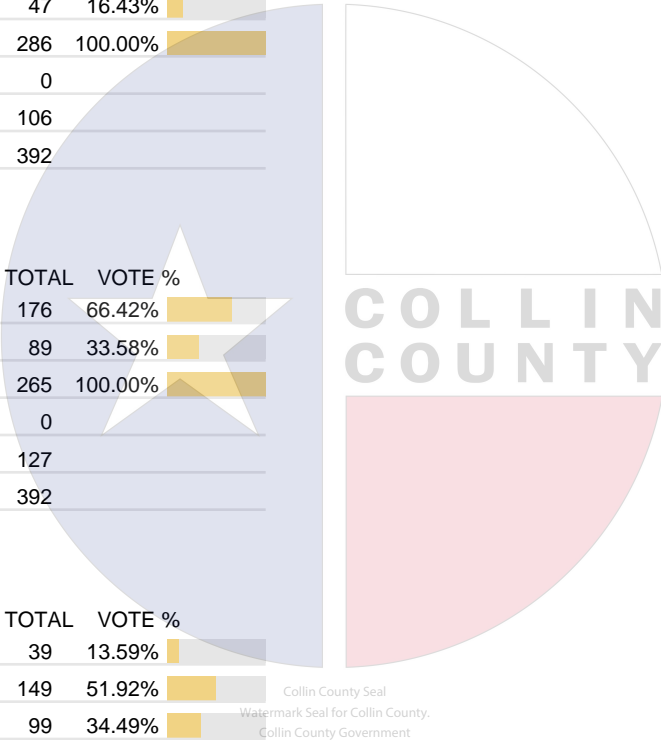
	TOTAL	VOTE %	
Sam Johnson	239	83.57%	<div><div></div></div>
Xiomar Pierre	47	16.43%	<div><div></div></div>
Total Votes Cast	286	100.00%	<div><div></div></div>
Overvotes	0		
Undervotes	106		
Contest Totals	392		

Trustee, Place 3 – Plano ISD  
Vote For 1

	TOTAL	VOTE %	
Nancy C. Humphrey	176	66.42%	<div><div></div></div>
Harper Weaver	89	33.58%	<div><div></div></div>
Total Votes Cast	265	100.00%	<div><div></div></div>
Overvotes	0		
Undervotes	127		
Contest Totals	392		

Trustee, Place 6 – Plano ISD  
Vote For 1

	TOTAL	VOTE %	
Andrew Rettke	39	13.59%	<div><div></div></div>
Elisa Klein	149	51.92%	<div><div></div></div>
Dash Weerasinghe	99	34.49%	<div><div></div></div>
Total Votes Cast	287	100.00%	<div><div></div></div>
Overvotes	0		
Undervotes	105		
Contest Totals	392		



PCT 116

Statistics	TOTAL
Registered Voters - Total	4,943
Ballots Cast - Total	638
Voter Turnout - Total	12.91%

Trustee, Place 4 - Collin Co. Comm. College Dist.  
Vote For 1

	TOTAL	VOTE %
Tamara Thomas	208	39.92%
Staci L. Weaver	313	60.08%
Total Votes Cast	521	100.00%
Overvotes	0	
Undervotes	117	
Contest Totals	638	

Trustee, Place 5 - Collin Co. Comm. College Dist.  
Vote For 1

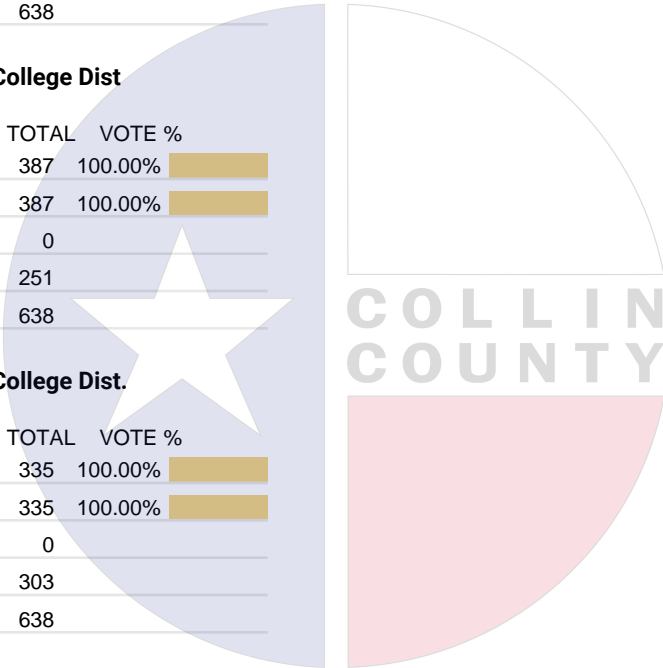
	TOTAL	VOTE %
Raj Menon	387	100.00%
Total Votes Cast	387	100.00%
Overvotes	0	
Undervotes	251	
Contest Totals	638	

Trustee, Place 6 - Collin Co. Comm. College Dist.  
Vote For 1

	TOTAL	VOTE %
Justin Adcock	335	100.00%
Total Votes Cast	335	100.00%
Overvotes	0	
Undervotes	303	
Contest Totals	638	

Councilmember, Place No. 2, District No. 2 – City of Plano  
Vote For 1

	TOTAL	VOTE %
Bob Kehr	348	58.98%
Carson K. Underwood	111	18.81%
Douglas Reeves	131	22.20%
Total Votes Cast	590	100.00%
Overvotes	0	
Undervotes	48	
Contest Totals	638	



Collin County Seal  
Watermark Seal for Collin County,  
Collin County Government

## PCT 116

### Councilmember, Place No. 4, District No. 4 – City of Plano

Vote For 1

	TOTAL	VOTE %	
Cody Weaver	277	46.87%	<div><div></div></div>
Christene “Chris” Krupa Downs	314	53.13%	<div><div></div></div>
Total Votes Cast	591	100.00%	<div><div></div></div>
Overvotes	0		
Undervotes	47		
Contest Totals	638		

### Councilmember, Place No. 6, Mayor – City of Plano

Vote For 1

	TOTAL	VOTE %	
John Muns	459	100.00%	<div><div></div></div>
Total Votes Cast	459	100.00%	<div><div></div></div>
Overvotes	0		
Undervotes	179		
Contest Totals	638		

### Councilmember, Place No. 8 – City of Plano

Vote For 1

	TOTAL	VOTE %	
Vidal Quintanilla	309	54.50%	<div><div></div></div>
Hayden Padgett	258	45.50%	<div><div></div></div>
Total Votes Cast	567	100.00%	<div><div></div></div>
Overvotes	0		
Undervotes	71		
Contest Totals	638		

### Councilmember, Place No. 5, Unexpired Term – City of Plano


Vote For 1

	TOTAL	VOTE %	
Gary Cary	251	42.47%	<div><div></div></div>
Steve Lavine	340	57.53%	<div><div></div></div>
Total Votes Cast	591	100.00%	<div><div></div></div>
Overvotes	0		
Undervotes	47		
Contest Totals	638		

### Proposition A – City of Plano

Vote For 1

	TOTAL	VOTE %	
For	431	69.74%	<div><div></div></div>
Against	187	30.26%	<div><div></div></div>
Total Votes Cast	618	100.00%	<div><div></div></div>
Overvotes	0		
Undervotes	20		
Contest Totals	638		



Collin County Seal  
Watermark Seal for Collin County,  
Collin County Government

PCT 116

Proposition B – City of Plano  
Vote For 1

	TOTAL	VOTE %	
For	415	67.26%	<div><div></div></div>
Against	202	32.74%	<div><div></div></div>
Total Votes Cast	617	100.00%	<div><div></div></div>
Overvotes	0		
Undervotes	21		
Contest Totals	638		

Proposition C – City of Plano  
Vote For 1

	TOTAL	VOTE %	
For	415	68.26%	<div><div></div></div>
Against	193	31.74%	<div><div></div></div>
Total Votes Cast	608	100.00%	<div><div></div></div>
Overvotes	0		
Undervotes	30		
Contest Totals	638		

Proposition D – City of Plano  
Vote For 1

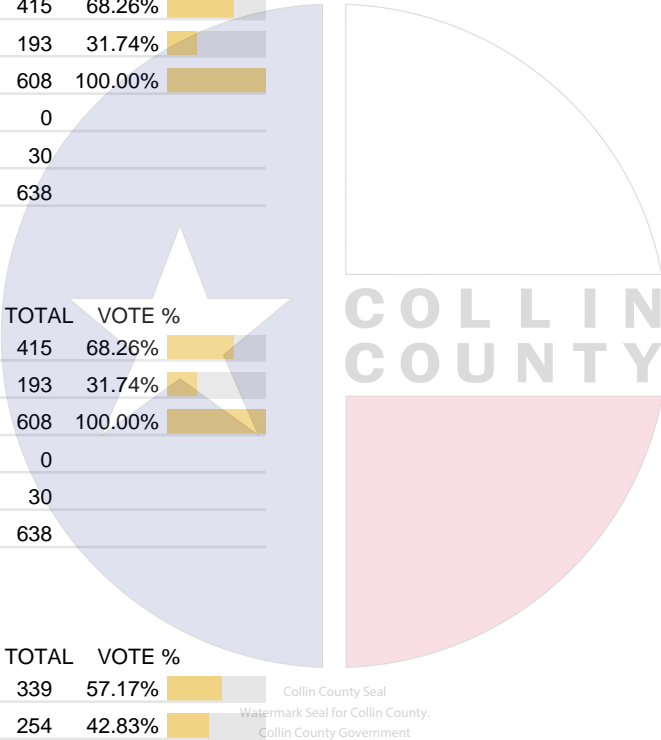
	TOTAL	VOTE %	
For	415	68.26%	<div><div></div></div>
Against	193	31.74%	<div><div></div></div>
Total Votes Cast	608	100.00%	<div><div></div></div>
Overvotes	0		
Undervotes	30		
Contest Totals	638		

Proposition E – City of Plano  
Vote For 1

	TOTAL	VOTE %	
For	339	57.17%	<div><div></div></div>
Against	254	42.83%	<div><div></div></div>
Total Votes Cast	593	100.00%	<div><div></div></div>
Overvotes	0		
Undervotes	45		
Contest Totals	638		

Proposition F – City of Plano  
Vote For 1

	TOTAL	VOTE %	
For	391	64.84%	<div><div></div></div>
Against	212	35.16%	<div><div></div></div>
Total Votes Cast	603	100.00%	<div><div></div></div>
Overvotes	0		
Undervotes	35		
Contest Totals	638		



## PCT 116

### Proposition G – City of Plano

Vote For 1

	TOTAL	VOTE %	
For	434	71.15%	<div><div></div></div>
Against	176	28.85%	<div><div></div></div>
Total Votes Cast	610	100.00%	<div><div></div></div>
Overvotes	0		
Undervotes	28		
Contest Totals	638		

### Trustee, Place 1 – Plano ISD

Vote For 1

	TOTAL	VOTE %	
Lauren Tyra	386	100.00%	<div><div></div></div>
Total Votes Cast	386	100.00%	<div><div></div></div>
Overvotes	0		
Undervotes	252		
Contest Totals	638		

### Trustee, Place 2 – Plano ISD

Vote For 1

	TOTAL	VOTE %	
Sam Johnson	459	90.71%	<div><div></div></div>
Xiomar Pierre	47	9.29%	<div><div></div></div>
Total Votes Cast	506	100.00%	<div><div></div></div>
Overvotes	0		
Undervotes	132		
Contest Totals	638		

### Trustee, Place 3 – Plano ISD


Vote For 1

	TOTAL	VOTE %	
Nancy C. Humphrey	404	77.99%	<div><div></div></div>
Harper Weaver	114	22.01%	<div><div></div></div>
Total Votes Cast	518	100.00%	<div><div></div></div>
Overvotes	0		
Undervotes	120		
Contest Totals	638		

### Trustee, Place 6 – Plano ISD

Vote For 1

	TOTAL	VOTE %	
Andrew Rettke	46	8.63%	<div><div></div></div>
Elisa Klein	297	55.72%	<div><div></div></div>
Dash Weerasinghe	190	35.65%	<div><div></div></div>
Total Votes Cast	533	100.00%	<div><div></div></div>
Overvotes	0		
Undervotes	105		
Contest Totals	638		



Collin County Seal  
Watermark Seal for Collin County.  
Collin County Government

PCT 117

Statistics	TOTAL
Registered Voters - Total	4,154
Ballots Cast - Total	452
Voter Turnout - Total	10.88%

Trustee, Place 4 - Collin Co. Comm. College Dist.  
Vote For 1

	TOTAL	VOTE %	
Tamara Thomas	167	45.50%	<div><div></div></div>
Staci L. Weaver	200	54.50%	<div><div></div></div>
Total Votes Cast	367	100.00%	<div><div></div></div>
Overvotes	0		
Undervotes	85		
Contest Totals	452		

Trustee, Place 5 - Collin Co. Comm. College Dist.  
Vote For 1

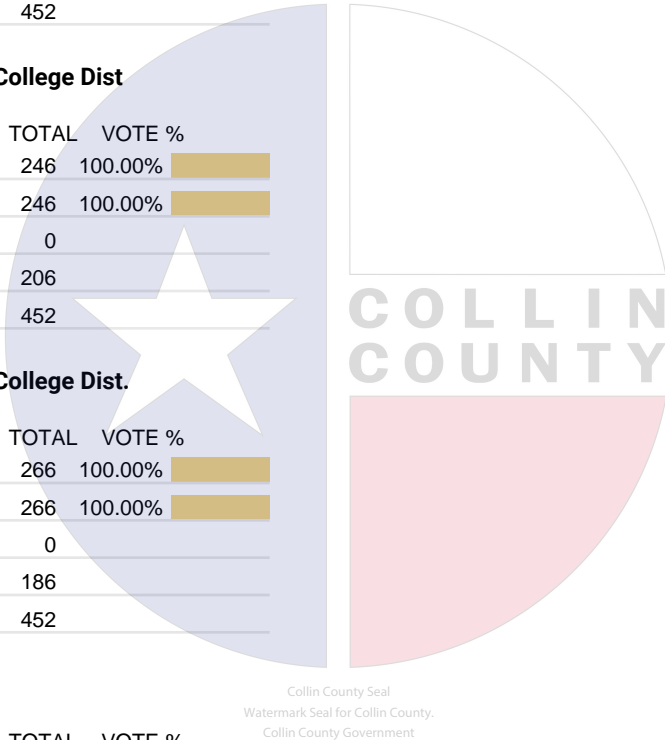
	TOTAL	VOTE %	
Raj Menon	246	100.00%	<div><div></div></div>
Total Votes Cast	246	100.00%	<div><div></div></div>
Overvotes	0		
Undervotes	206		
Contest Totals	452		

Trustee, Place 6 - Collin Co. Comm. College Dist.  
Vote For 1

	TOTAL	VOTE %	
Justin Adcock	266	100.00%	<div><div></div></div>
Total Votes Cast	266	100.00%	<div><div></div></div>
Overvotes	0		
Undervotes	186		
Contest Totals	452		

City Council, Place 2 – City of Frisco  
Vote For 1

	TOTAL	VOTE %	
Burt Thakur	181	43.10%	<div><div></div></div>
Sai Krishnarajanagar	34	8.10%	<div><div></div></div>
Tammy Meinershagen	205	48.81%	<div><div></div></div>
Total Votes Cast	420	100.00%	<div><div></div></div>
Overvotes	0		
Undervotes	32		
Contest Totals	452		



PCT 117

City Council, Place 4 – City of Frisco  
Vote For 1

	TOTAL	VOTE %	
Josh Meek	92	21.45%	<div><div></div></div>
Jared Elad	178	41.49%	<div><div></div></div>
Jerry Spencer	41	9.56%	<div><div></div></div>
Gopal Ponangi	64	14.92%	<div><div></div></div>
Sangita Datta	54	12.59%	<div><div></div></div>
Total Votes Cast	429	100.00%	<div><div></div></div>
Overvotes	0		
Undervotes	23		
Contest Totals	452		

Proposition A – City of Frisco  
Vote For 1

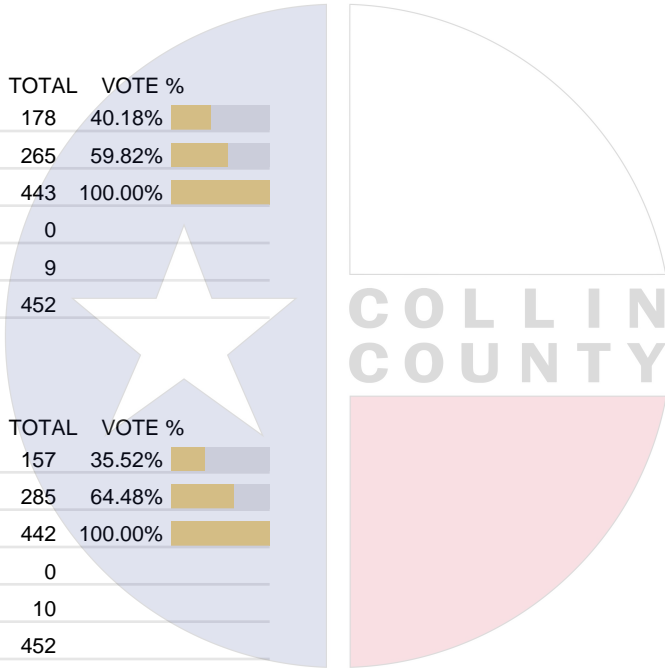
	TOTAL	VOTE %	
For	178	40.18%	<div><div></div></div>
Against	265	59.82%	<div><div></div></div>
Total Votes Cast	443	100.00%	<div><div></div></div>
Overvotes	0		
Undervotes	9		
Contest Totals	452		

Proposition B – City of Frisco  
Vote For 1

	TOTAL	VOTE %	
For	157	35.52%	<div><div></div></div>
Against	285	64.48%	<div><div></div></div>
Total Votes Cast	442	100.00%	<div><div></div></div>
Overvotes	0		
Undervotes	10		
Contest Totals	452		

Proposition C – City of Frisco  
Vote For 1

	TOTAL	VOTE %	
For	331	76.27%	<div><div></div></div>
Against	103	23.73%	<div><div></div></div>
Total Votes Cast	434	100.00%	<div><div></div></div>
Overvotes	0		
Undervotes	18		
Contest Totals	452		






Collin County Seal  
Watermark Seal for Collin County,  
Collin County Government

## PCT 117




### Proposition D – City of Frisco

Vote For 1

	TOTAL	VOTE %	
For	150	35.21%	
Against	276	64.79%	
Total Votes Cast	426	100.00%	
Overvotes	0		
Undervotes	26		
Contest Totals	452		




### Proposition E – City of Frisco

Vote For 1

	TOTAL	VOTE %	
For	218	51.17%	
Against	208	48.83%	
Total Votes Cast	426	100.00%	
Overvotes	0		
Undervotes	26		
Contest Totals	452		




### Proposition F – City of Frisco

Vote For 1

	TOTAL	VOTE %	
For	215	51.31%	
Against	204	48.69%	
Total Votes Cast	419	100.00%	
Overvotes	0		
Undervotes	33		
Contest Totals	452		




### Proposition G – City of Frisco

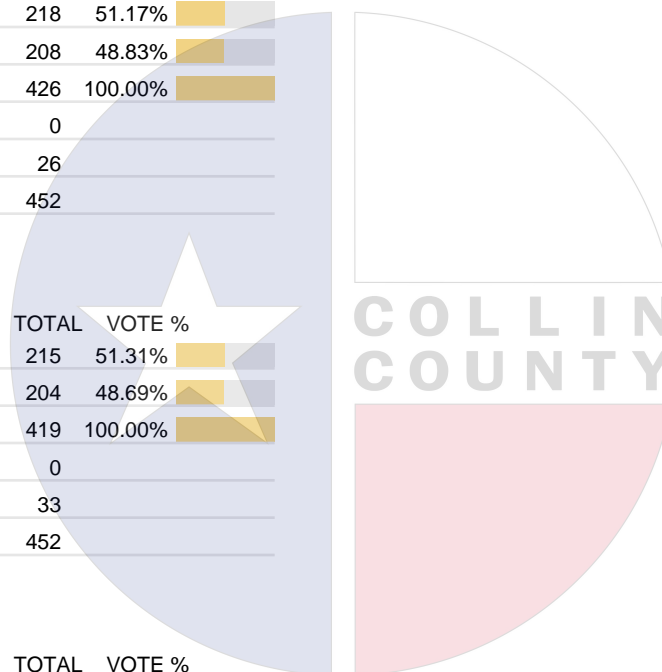
Vote For 1

	TOTAL	VOTE %	
For	311	74.76%	
Against	105	25.24%	
Total Votes Cast	416	100.00%	
Overvotes	0		
Undervotes	36		
Contest Totals	452		

### Proposition H – City of Frisco

Vote For 1

	TOTAL	VOTE %	
For	317	76.94%	
Against	95	23.06%	
Total Votes Cast	412	100.00%	
Overvotes	0		
Undervotes	40		
Contest Totals	452		








## PCT 117




### Proposition I – City of Frisco

Vote For 1

	TOTAL	VOTE %	
For	221	54.98%	
Against	181	45.02%	
Total Votes Cast	402	100.00%	
Overvotes	0		
Undervotes	50		
Contest Totals	452		




### Proposition J – City of Frisco

Vote For 1

	TOTAL	VOTE %	
For	219	53.03%	
Against	194	46.97%	
Total Votes Cast	413	100.00%	
Overvotes	0		
Undervotes	39		
Contest Totals	452		




### Proposition K – City of Frisco

Vote For 1

	TOTAL	VOTE %	
For	314	77.53%	
Against	91	22.47%	
Total Votes Cast	405	100.00%	
Overvotes	0		
Undervotes	47		
Contest Totals	452		




### Proposition L - City of Frisco

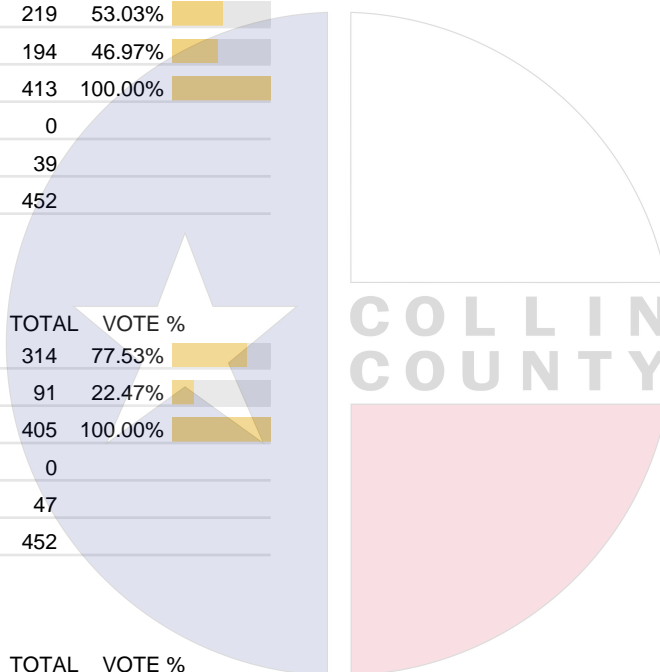
Vote For 1

	TOTAL	VOTE %	
For	267	64.18%	
Against	149	35.82%	
Total Votes Cast	416	100.00%	
Overvotes	0		
Undervotes	36		
Contest Totals	452		

### Proposition M – City of Frisco

Vote For 1

	TOTAL	VOTE %	
For	340	81.93%	
Against	75	18.07%	
Total Votes Cast	415	100.00%	
Overvotes	0		
Undervotes	37		
Contest Totals	452		



Collin County Seal  
Watermark Seal for Collin County.  
Collin County Government

## PCT 117

### Proposition N – City of Frisco

Vote For 1

	TOTAL	VOTE %	
For	322	78.35%	<div><div></div></div>
Against	89	21.65%	<div><div></div></div>
Total Votes Cast	411	100.00%	<div><div></div></div>
Overvotes	0		
Undervotes	41		
Contest Totals	452		

### Trustee, Place 1 – Frisco ISD

Vote For 1

	TOTAL	VOTE %	
Amit Kalra	86	22.63%	<div><div></div></div>
Suresh Manduva	141	37.11%	<div><div></div></div>
Muni Janagarajan	153	40.26%	<div><div></div></div>
Total Votes Cast	380	100.00%	<div><div></div></div>
Overvotes	0		
Undervotes	72		
Contest Totals	452		

### Trustee, Place 2 – Frisco ISD

Vote For 1

	TOTAL	VOTE %	
Melanie Barrios Jones	193	46.84%	<div><div></div></div>
Ange Yao	26	6.31%	<div><div></div></div>
Renee Sample	193	46.84%	<div><div></div></div>
Total Votes Cast	412	100.00%	<div><div></div></div>
Overvotes	0		
Undervotes	40		
Contest Totals	452		

### Trustee, Place 3 – Frisco ISD

Vote For 1

	TOTAL	VOTE %	
Stuart Shulman	199	47.27%	<div><div></div></div>
Stephanie Elad	222	52.73%	<div><div></div></div>
Total Votes Cast	421	100.00%	<div><div></div></div>
Overvotes	0		
Undervotes	31		
Contest Totals	452		

Collin County Seal  
Watermark Seal for Collin County,  
Collin County Government

PCT 118

Statistics	TOTAL
Registered Voters - Total	4,124
Ballots Cast - Total	581
Voter Turnout - Total	14.09%

Trustee, Place 4 - Collin Co. Comm. College Dist.  
Vote For 1

	TOTAL	VOTE %
Tamara Thomas	165	36.75%
Staci L. Weaver	284	63.25%
Total Votes Cast	449	100.00%
Overvotes	0	
Undervotes	132	
Contest Totals	581	

Trustee, Place 5 - Collin Co. Comm. College Dist.  
Vote For 1

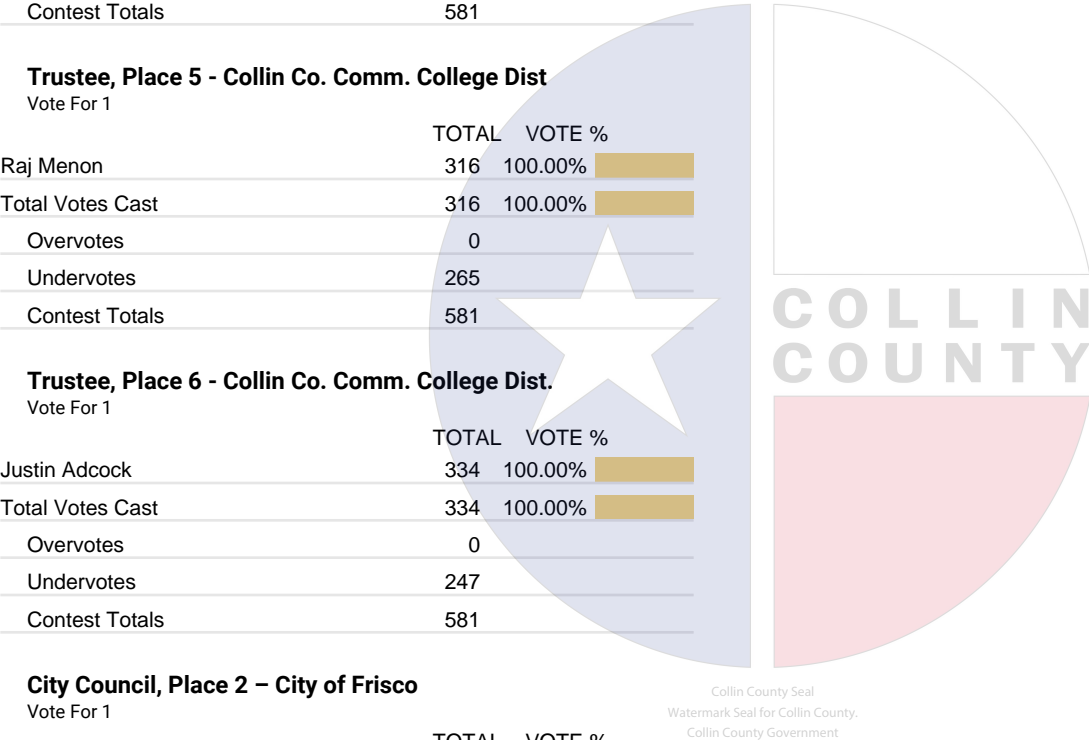
	TOTAL	VOTE %
Raj Menon	316	100.00%
Total Votes Cast	316	100.00%
Overvotes	0	
Undervotes	265	
Contest Totals	581	

Trustee, Place 6 - Collin Co. Comm. College Dist.  
Vote For 1

	TOTAL	VOTE %
Justin Adcock	334	100.00%
Total Votes Cast	334	100.00%
Overvotes	0	
Undervotes	247	
Contest Totals	581	

City Council, Place 2 – City of Frisco  
Vote For 1

	TOTAL	VOTE %
Burt Thakur	246	46.33%
Sai Krishnarajanagar	39	7.34%
Tammy Meinershagen	246	46.33%
Total Votes Cast	531	100.00%
Overvotes	0	
Undervotes	50	
Contest Totals	581	



PCT 118

City Council, Place 4 – City of Frisco  
Vote For 1

	TOTAL	VOTE %	
Josh Meek	102	18.44%	<div><div></div></div>
Jared Elad	265	47.92%	<div><div></div></div>
Jerry Spencer	41	7.41%	<div><div></div></div>
Gopal Ponangi	83	15.01%	<div><div></div></div>
Sangita Datta	62	11.21%	<div><div></div></div>
Total Votes Cast	553	100.00%	<div><div></div></div>
Overvotes	0		
Undervotes	28		
Contest Totals	581		

Proposition A – City of Frisco  
Vote For 1

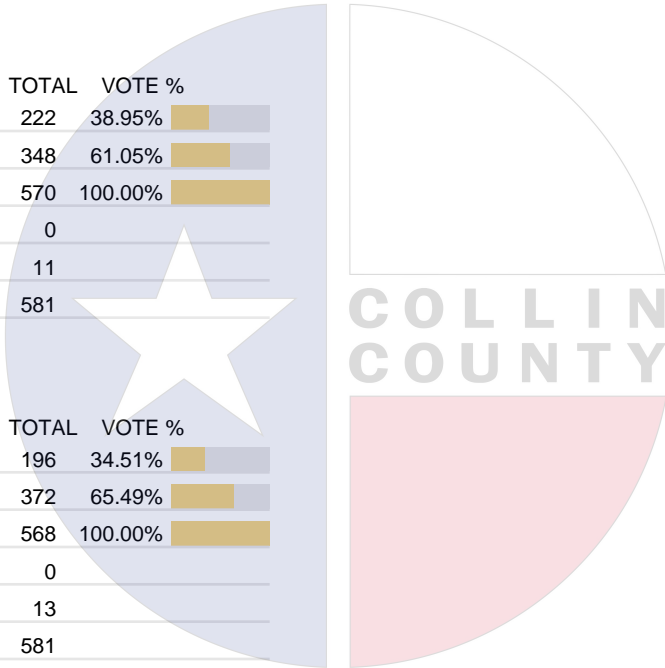
	TOTAL	VOTE %	
For	222	38.95%	<div><div></div></div>
Against	348	61.05%	<div><div></div></div>
Total Votes Cast	570	100.00%	<div><div></div></div>
Overvotes	0		
Undervotes	11		
Contest Totals	581		

Proposition B – City of Frisco  
Vote For 1

	TOTAL	VOTE %	
For	196	34.51%	<div><div></div></div>
Against	372	65.49%	<div><div></div></div>
Total Votes Cast	568	100.00%	<div><div></div></div>
Overvotes	0		
Undervotes	13		
Contest Totals	581		

Proposition C – City of Frisco  
Vote For 1

	TOTAL	VOTE %	
For	432	77.70%	<div><div></div></div>
Against	124	22.30%	<div><div></div></div>
Total Votes Cast	556	100.00%	<div><div></div></div>
Overvotes	0		
Undervotes	25		
Contest Totals	581		






Collin County Seal  
Watermark Seal for Collin County,  
Collin County Government

## PCT 118




### Proposition D – City of Frisco

Vote For 1

	TOTAL	VOTE %	
For	187	34.06%	
Against	362	65.94%	
Total Votes Cast	549	100.00%	
Overvotes	0		
Undervotes	32		
Contest Totals	581		




### Proposition E – City of Frisco

Vote For 1

	TOTAL	VOTE %	
For	309	57.12%	
Against	232	42.88%	
Total Votes Cast	541	100.00%	
Overvotes	0		
Undervotes	40		
Contest Totals	581		




### Proposition F – City of Frisco

Vote For 1

	TOTAL	VOTE %	
For	276	51.11%	
Against	264	48.89%	
Total Votes Cast	540	100.00%	
Overvotes	0		
Undervotes	41		
Contest Totals	581		




### Proposition G – City of Frisco

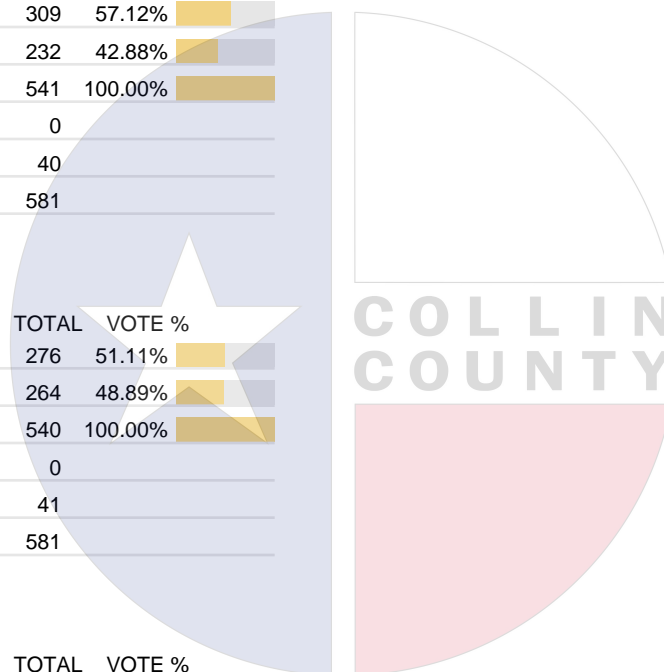
Vote For 1

	TOTAL	VOTE %	
For	407	76.22%	
Against	127	23.78%	
Total Votes Cast	534	100.00%	
Overvotes	0		
Undervotes	47		
Contest Totals	581		

### Proposition H – City of Frisco

Vote For 1

	TOTAL	VOTE %	
For	402	76.43%	
Against	124	23.57%	
Total Votes Cast	526	100.00%	
Overvotes	0		
Undervotes	55		
Contest Totals	581		



PCT 118

Proposition I – City of Frisco  
Vote For 1

	TOTAL	VOTE %	
For	271	52.83%	<div><div></div></div>
Against	242	47.17%	<div><div></div></div>
Total Votes Cast	513	100.00%	<div><div></div></div>
Overvotes	0		
Undervotes	68		
Contest Totals	581		

Proposition J – City of Frisco  
Vote For 1

	TOTAL	VOTE %	
For	265	50.86%	<div><div></div></div>
Against	256	49.14%	<div><div></div></div>
Total Votes Cast	521	100.00%	<div><div></div></div>
Overvotes	0		
Undervotes	60		
Contest Totals	581		

Proposition K – City of Frisco  
Vote For 1

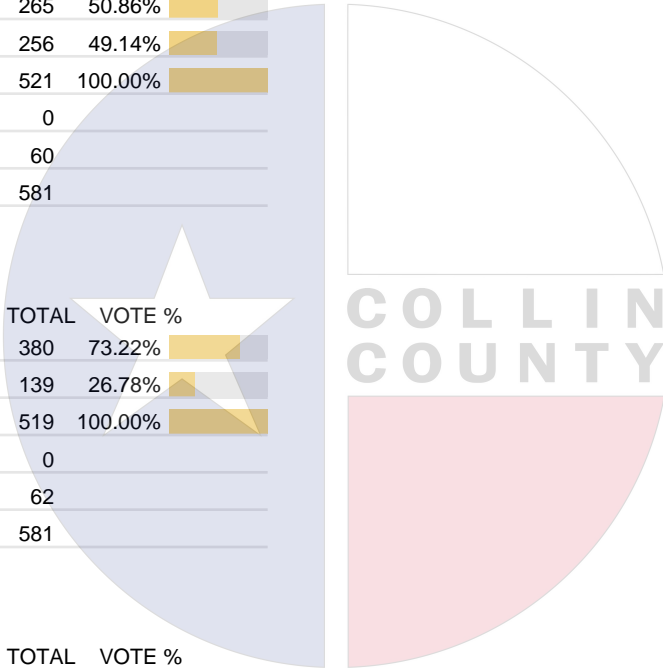
	TOTAL	VOTE %	
For	380	73.22%	<div><div></div></div>
Against	139	26.78%	<div><div></div></div>
Total Votes Cast	519	100.00%	<div><div></div></div>
Overvotes	0		
Undervotes	62		
Contest Totals	581		

Proposition L - City of Frisco  
Vote For 1

	TOTAL	VOTE %	
For	325	61.09%	<div><div></div></div>
Against	207	38.91%	<div><div></div></div>
Total Votes Cast	532	100.00%	<div><div></div></div>
Overvotes	0		
Undervotes	49		
Contest Totals	581		

Proposition M – City of Frisco  
Vote For 1

	TOTAL	VOTE %	
For	434	80.67%	<div><div></div></div>
Against	104	19.33%	<div><div></div></div>
Total Votes Cast	538	100.00%	<div><div></div></div>
Overvotes	0		
Undervotes	43		
Contest Totals	581		



Collin County Seal  
Watermark Seal for Collin County.  
Collin County Government

PCT 118

Proposition N – City of Frisco  
Vote For 1

	TOTAL	VOTE %	
For	413	77.78%	<div><div></div></div>
Against	118	22.22%	<div><div></div></div>
Total Votes Cast	531	100.00%	<div><div></div></div>
Overvotes	0		
Undervotes	50		
Contest Totals	581		

Trustee, Place 1 – Frisco ISD  
Vote For 1

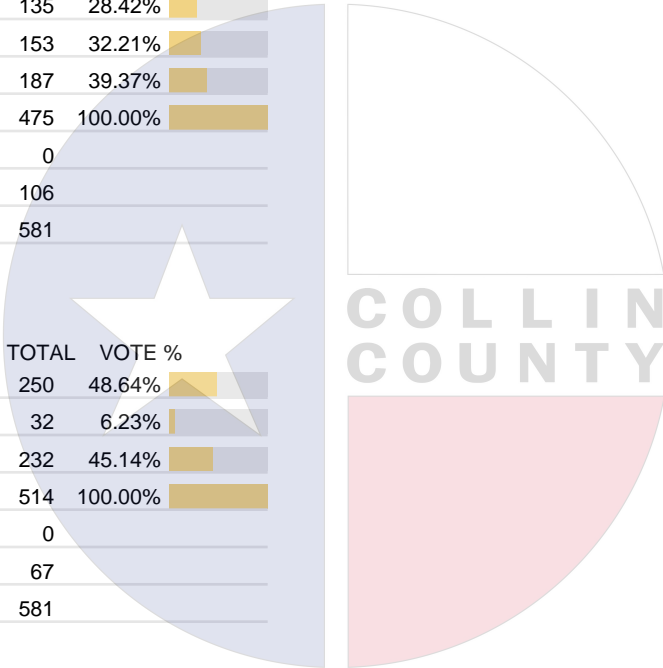
	TOTAL	VOTE %	
Amit Kalra	135	28.42%	<div><div></div></div>
Suresh Manduva	153	32.21%	<div><div></div></div>
Muni Janagarajan	187	39.37%	<div><div></div></div>
Total Votes Cast	475	100.00%	<div><div></div></div>
Overvotes	0		
Undervotes	106		
Contest Totals	581		

Trustee, Place 2 – Frisco ISD  
Vote For 1

	TOTAL	VOTE %	
Melanie Barrios Jones	250	48.64%	<div><div></div></div>
Ange Yao	32	6.23%	<div><div></div></div>
Renee Sample	232	45.14%	<div><div></div></div>
Total Votes Cast	514	100.00%	<div><div></div></div>
Overvotes	0		
Undervotes	67		
Contest Totals	581		

Trustee, Place 3 – Frisco ISD  
Vote For 1

	TOTAL	VOTE %	
Stuart Shulman	224	42.11%	<div><div></div></div>
Stephanie Elad	308	57.89%	<div><div></div></div>
Total Votes Cast	532	100.00%	<div><div></div></div>
Overvotes	0		
Undervotes	49		
Contest Totals	581		



Collin County Seal  
Watermark Seal for Collin County,  
Collin County Government

PCT 119

Statistics	TOTAL
Registered Voters - Total	2,297
Ballots Cast - Total	331
Voter Turnout - Total	14.41%

Trustee, Place 4 - Collin Co. Comm. College Dist.  
Vote For 1

	TOTAL	VOTE %
Tamara Thomas	112	38.36%
Staci L. Weaver	180	61.64%
Total Votes Cast	292	100.00%
Overvotes	0	
Undervotes	39	
Contest Totals	331	

Trustee, Place 5 - Collin Co. Comm. College Dist.  
Vote For 1

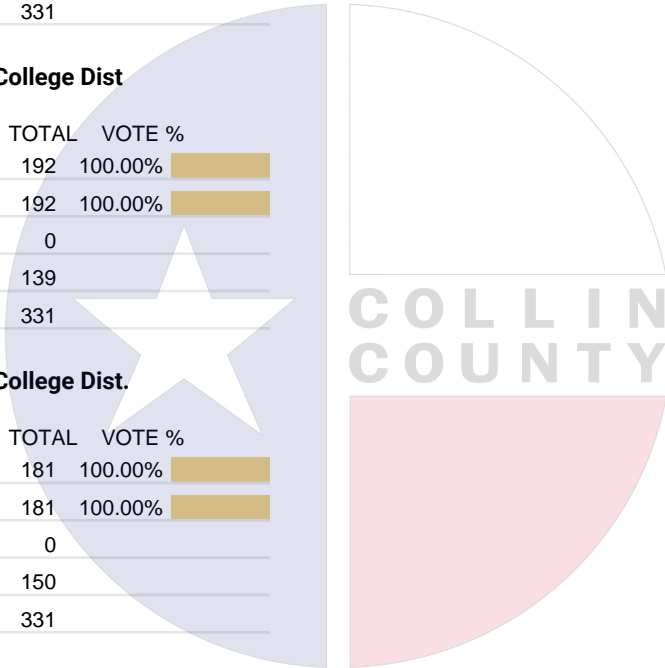
	TOTAL	VOTE %
Raj Menon	192	100.00%
Total Votes Cast	192	100.00%
Overvotes	0	
Undervotes	139	
Contest Totals	331	

Trustee, Place 6 - Collin Co. Comm. College Dist.  
Vote For 1

	TOTAL	VOTE %
Justin Adcock	181	100.00%
Total Votes Cast	181	100.00%
Overvotes	0	
Undervotes	150	
Contest Totals	331	

Councilmember, Place No. 2, District No. 2 – City of Plano  
Vote For 1

	TOTAL	VOTE %
Bob Kehr	161	51.94%
Carson K. Underwood	70	22.58%
Douglas Reeves	79	25.48%
Total Votes Cast	310	100.00%
Overvotes	0	
Undervotes	21	
Contest Totals	331	



Collin County Seal  
Watermark Seal for Collin County,  
Collin County Government



## PCT 119

### Councilmember, Place No. 4, District No. 4 – City of Plano

Vote For 1

	TOTAL	VOTE %	
Cody Weaver	146	47.25%	<div><div></div></div>
Christene “Chris” Krupa Downs	163	52.75%	<div><div></div></div>
Total Votes Cast	309	100.00%	<div><div></div></div>
Overvotes	0		
Undervotes	22		
Contest Totals	331		

### Councilmember, Place No. 6, Mayor – City of Plano

Vote For 1

	TOTAL	VOTE %	
John Muns	232	100.00%	<div><div></div></div>
Total Votes Cast	232	100.00%	<div><div></div></div>
Overvotes	0		
Undervotes	99		
Contest Totals	331		

### Councilmember, Place No. 8 – City of Plano

Vote For 1

	TOTAL	VOTE %	
Vidal Quintanilla	151	50.33%	<div><div></div></div>
Hayden Padgett	149	49.67%	<div><div></div></div>
Total Votes Cast	300	100.00%	<div><div></div></div>
Overvotes	0		
Undervotes	31		
Contest Totals	331		

### Councilmember, Place No. 5, Unexpired Term – City of Plano

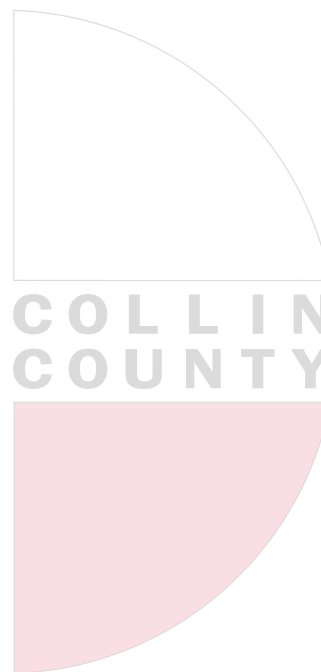
Vote For 1

	TOTAL	VOTE %	
Gary Cary	134	43.79%	<div><div></div></div>
Steve Lavine	172	56.21%	<div><div></div></div>
Total Votes Cast	306	100.00%	<div><div></div></div>
Overvotes	0		
Undervotes	25		
Contest Totals	331		

### Proposition A – City of Plano

Vote For 1

	TOTAL	VOTE %	
For	204	63.95%	<div><div></div></div>
Against	115	36.05%	<div><div></div></div>
Total Votes Cast	319	100.00%	<div><div></div></div>
Overvotes	0		
Undervotes	12		
Contest Totals	331		



## PCT 119

### Proposition B – City of Plano

Vote For 1

	TOTAL	VOTE %	
For	173	54.40%	<div><div></div></div>
Against	145	45.60%	<div><div></div></div>
Total Votes Cast	318	100.00%	<div><div></div></div>
Overvotes	0		
Undervotes	13		
Contest Totals	331		

### Proposition C – City of Plano

Vote For 1

	TOTAL	VOTE %	
For	177	55.84%	<div><div></div></div>
Against	140	44.16%	<div><div></div></div>
Total Votes Cast	317	100.00%	<div><div></div></div>
Overvotes	0		
Undervotes	14		
Contest Totals	331		

### Proposition D – City of Plano

Vote For 1

	TOTAL	VOTE %	
For	181	57.64%	<div><div></div></div>
Against	133	42.36%	<div><div></div></div>
Total Votes Cast	314	100.00%	<div><div></div></div>
Overvotes	0		
Undervotes	17		
Contest Totals	331		

### Proposition E – City of Plano

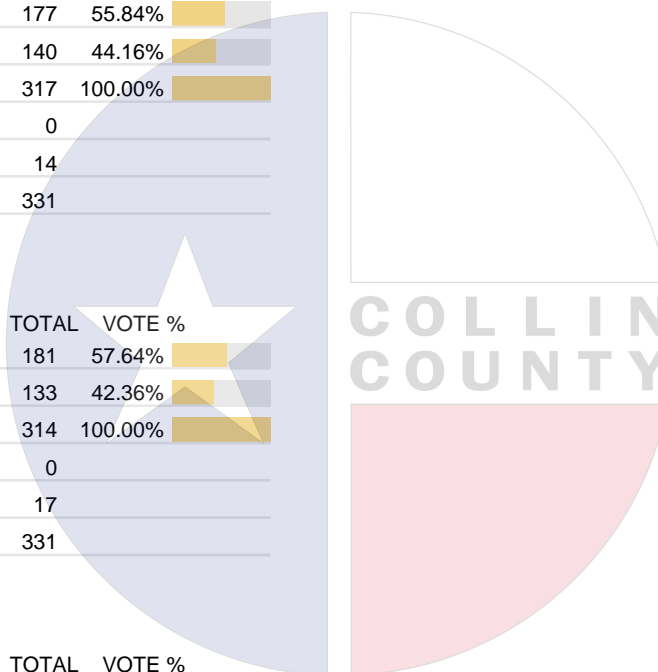
Vote For 1

	TOTAL	VOTE %	
For	151	49.19%	<div><div></div></div>
Against	156	50.81%	<div><div></div></div>
Total Votes Cast	307	100.00%	<div><div></div></div>
Overvotes	0		
Undervotes	24		
Contest Totals	331		

### Proposition F – City of Plano

Vote For 1

	TOTAL	VOTE %	
For	197	62.34%	<div><div></div></div>
Against	119	37.66%	<div><div></div></div>
Total Votes Cast	316	100.00%	<div><div></div></div>
Overvotes	0		
Undervotes	15		
Contest Totals	331		



Collin County Seal  
Watermark Seal for Collin County.  
Collin County Government

## PCT 119

### Proposition G – City of Plano

Vote For 1

	TOTAL	VOTE %	
For	214	68.15%	<div><div></div></div>
Against	100	31.85%	<div><div></div></div>
Total Votes Cast	314	100.00%	<div><div></div></div>
Overvotes	0		
Undervotes	17		
Contest Totals	331		

### Trustee, Place 1 – Plano ISD

Vote For 1

	TOTAL	VOTE %	
Lauren Tyra	192	100.00%	<div><div></div></div>
Total Votes Cast	192	100.00%	<div><div></div></div>
Overvotes	0		
Undervotes	139		
Contest Totals	331		

### Trustee, Place 2 – Plano ISD

Vote For 1

	TOTAL	VOTE %	
Sam Johnson	230	84.56%	<div><div></div></div>
Xiomar Pierre	42	15.44%	<div><div></div></div>
Total Votes Cast	272	100.00%	<div><div></div></div>
Overvotes	0		
Undervotes	59		
Contest Totals	331		

### Trustee, Place 3 – Plano ISD


Vote For 1

	TOTAL	VOTE %	
Nancy C. Humphrey	198	70.97%	<div><div></div></div>
Harper Weaver	81	29.03%	<div><div></div></div>
Total Votes Cast	279	100.00%	<div><div></div></div>
Overvotes	0		
Undervotes	52		
Contest Totals	331		

### Trustee, Place 6 – Plano ISD

Vote For 1

	TOTAL	VOTE %	
Andrew Rettke	29	9.90%	<div><div></div></div>
Elisa Klein	157	53.58%	<div><div></div></div>
Dash Weerasinghe	107	36.52%	<div><div></div></div>
Total Votes Cast	293	100.00%	<div><div></div></div>
Overvotes	0		
Undervotes	38		
Contest Totals	331		



PCT 120

Statistics	TOTAL
Registered Voters - Total	3,488
Ballots Cast - Total	194
Voter Turnout - Total	5.56%

Trustee, Place 4 - Collin Co. Comm. College Dist.  
Vote For 1

	TOTAL	VOTE %	
Tamara Thomas	79	45.14%	<div><div></div></div>
Staci L. Weaver	96	54.86%	<div><div></div></div>
Total Votes Cast	175	100.00%	<div><div></div></div>
Overvotes	0		
Undervotes	19		
Contest Totals	194		

Trustee, Place 5 - Collin Co. Comm. College Dist.  
Vote For 1

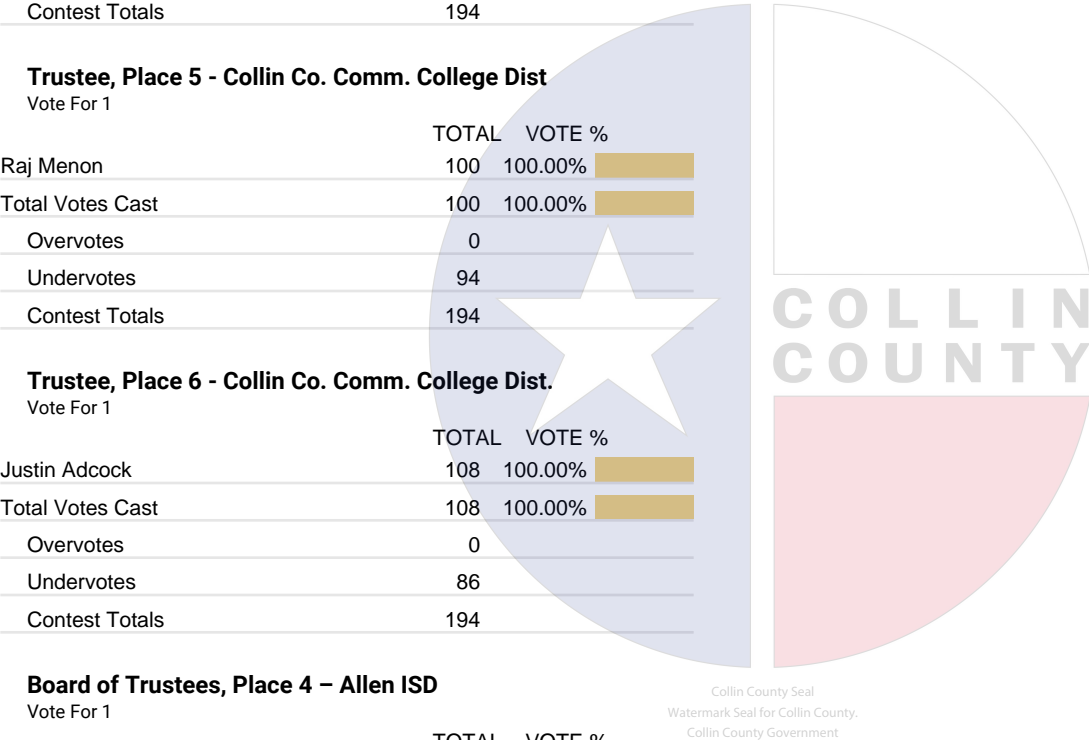
	TOTAL	VOTE %	
Raj Menon	100	100.00%	<div><div></div></div>
Total Votes Cast	100	100.00%	<div><div></div></div>
Overvotes	0		
Undervotes	94		
Contest Totals	194		

Trustee, Place 6 - Collin Co. Comm. College Dist.  
Vote For 1

	TOTAL	VOTE %	
Justin Adcock	108	100.00%	<div><div></div></div>
Total Votes Cast	108	100.00%	<div><div></div></div>
Overvotes	0		
Undervotes	86		
Contest Totals	194		

Board of Trustees, Place 4 – Allen ISD  
Vote For 1


	TOTAL	VOTE %	
Rosalind Lewis	75	39.68%	<div><div></div></div>
Becca Kinnear	114	60.32%	<div><div></div></div>
Total Votes Cast	189	100.00%	<div><div></div></div>
Overvotes	0		
Undervotes	5		
Contest Totals	194		



PCT 120

Board of Trustees, Place 5 – Allen ISD  
Vote For 1

	TOTAL	VOTE %	
Kit McKee	73	38.42%	<div><div></div></div>
Amanda Campbell	117	61.58%	<div><div></div></div>
Total Votes Cast	190	100.00%	<div><div></div></div>
Overvotes	0		
Undervotes	4		
Contest Totals	194		



Collin County Seal  
Watermark Seal for Collin County.  
Collin County Government

PCT 121

Statistics	TOTAL
Registered Voters - Total	2,792
Ballots Cast - Total	307
Voter Turnout - Total	11.00%

Trustee, Place 4 - Collin Co. Comm. College Dist.  
Vote For 1

	TOTAL	VOTE %
Tamara Thomas	136	50.00%
Staci L. Weaver	136	50.00%
Total Votes Cast	272	100.00%
Overvotes	0	
Undervotes	35	
Contest Totals	307	

Trustee, Place 5 - Collin Co. Comm. College Dist.  
Vote For 1

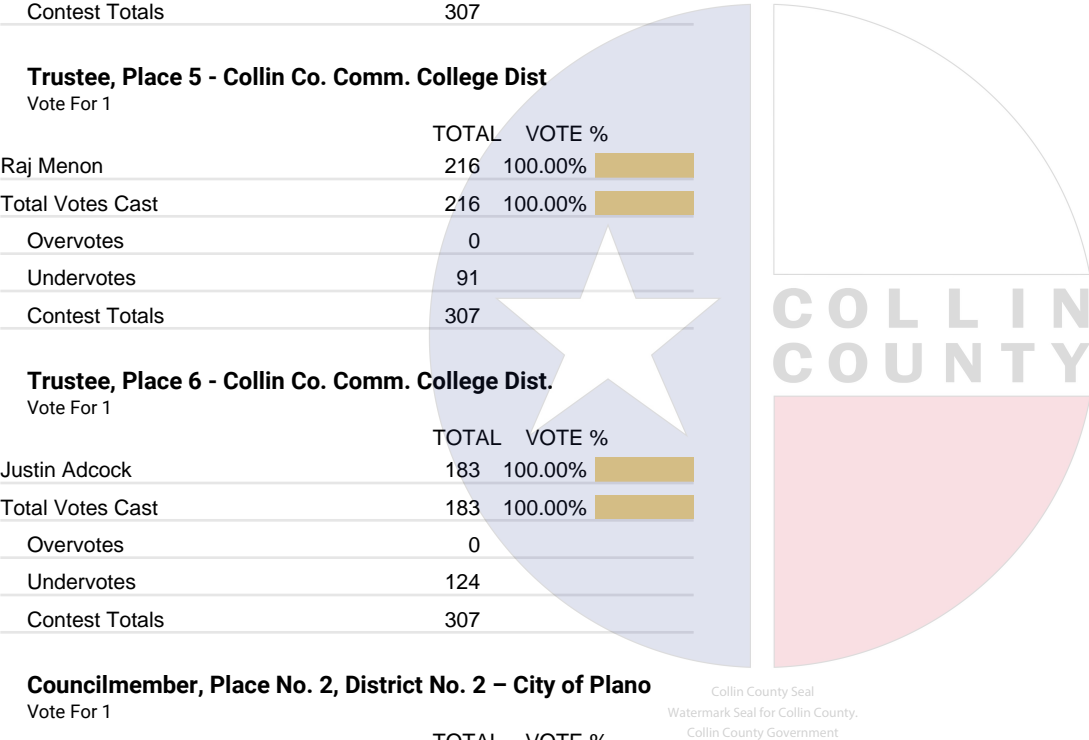
	TOTAL	VOTE %
Raj Menon	216	100.00%
Total Votes Cast	216	100.00%
Overvotes	0	
Undervotes	91	
Contest Totals	307	

Trustee, Place 6 - Collin Co. Comm. College Dist.  
Vote For 1

	TOTAL	VOTE %
Justin Adcock	183	100.00%
Total Votes Cast	183	100.00%
Overvotes	0	
Undervotes	124	
Contest Totals	307	

Councilmember, Place No. 2, District No. 2 – City of Plano  
Vote For 1

	TOTAL	VOTE %
Bob Kehr	168	56.57%
Carson K. Underwood	75	25.25%
Douglas Reeves	54	18.18%
Total Votes Cast	297	100.00%
Overvotes	0	
Undervotes	10	
Contest Totals	307	



## PCT 121

### Councilmember, Place No. 4, District No. 4 – City of Plano

Vote For 1

	TOTAL	VOTE %	
Cody Weaver	134	45.42%	<div><div></div></div>
Christene “Chris” Krupa Downs	161	54.58%	<div><div></div></div>
Total Votes Cast	295	100.00%	<div><div></div></div>
Overvotes	0		
Undervotes	12		
Contest Totals	307		

### Councilmember, Place No. 6, Mayor – City of Plano

Vote For 1

	TOTAL	VOTE %	
John Muns	230	100.00%	<div><div></div></div>
Total Votes Cast	230	100.00%	<div><div></div></div>
Overvotes	0		
Undervotes	77		
Contest Totals	307		

### Councilmember, Place No. 8 – City of Plano

Vote For 1

	TOTAL	VOTE %	
Vidal Quintanilla	152	52.96%	<div><div></div></div>
Hayden Padgett	135	47.04%	<div><div></div></div>
Total Votes Cast	287	100.00%	<div><div></div></div>
Overvotes	0		
Undervotes	20		
Contest Totals	307		

### Councilmember, Place No. 5, Unexpired Term – City of Plano


Vote For 1

	TOTAL	VOTE %	
Gary Cary	111	38.54%	<div><div></div></div>
Steve Lavine	177	61.46%	<div><div></div></div>
Total Votes Cast	288	100.00%	<div><div></div></div>
Overvotes	0		
Undervotes	19		
Contest Totals	307		

### Proposition A – City of Plano

Vote For 1

	TOTAL	VOTE %	
For	200	68.03%	<div><div></div></div>
Against	94	31.97%	<div><div></div></div>
Total Votes Cast	294	100.00%	<div><div></div></div>
Overvotes	0		
Undervotes	13		
Contest Totals	307		



## PCT 121

### Proposition B – City of Plano

Vote For 1

	TOTAL	VOTE %	
For	157	52.86%	<div><div></div></div>
Against	140	47.14%	<div><div></div></div>
Total Votes Cast	297	100.00%	<div><div></div></div>
Overvotes	0		
Undervotes	10		
Contest Totals	307		

### Proposition C – City of Plano

Vote For 1

	TOTAL	VOTE %	
For	157	54.70%	<div><div></div></div>
Against	130	45.30%	<div><div></div></div>
Total Votes Cast	287	100.00%	<div><div></div></div>
Overvotes	0		
Undervotes	20		
Contest Totals	307		

### Proposition D – City of Plano

Vote For 1

	TOTAL	VOTE %	
For	192	66.90%	<div><div></div></div>
Against	95	33.10%	<div><div></div></div>
Total Votes Cast	287	100.00%	<div><div></div></div>
Overvotes	0		
Undervotes	20		
Contest Totals	307		

### Proposition E – City of Plano

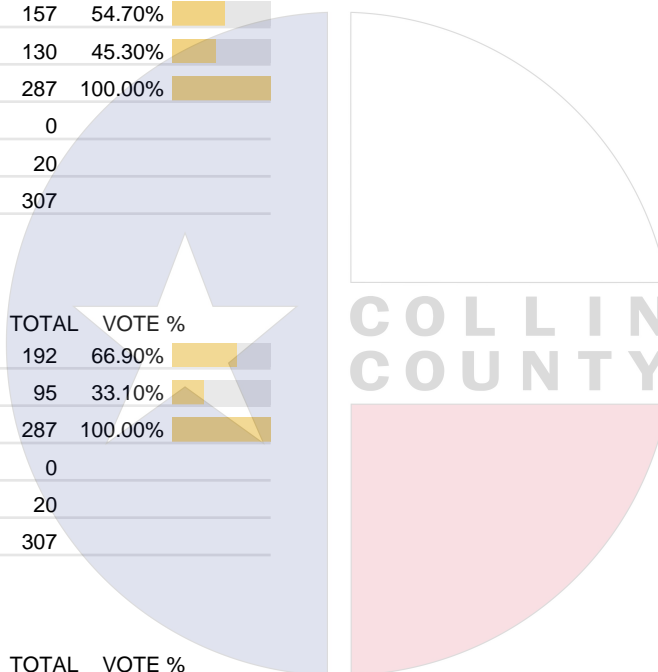
Vote For 1

	TOTAL	VOTE %	
For	127	44.25%	<div><div></div></div>
Against	160	55.75%	<div><div></div></div>
Total Votes Cast	287	100.00%	<div><div></div></div>
Overvotes	0		
Undervotes	20		
Contest Totals	307		

### Proposition F – City of Plano

Vote For 1

	TOTAL	VOTE %	
For	178	61.81%	<div><div></div></div>
Against	110	38.19%	<div><div></div></div>
Total Votes Cast	288	100.00%	<div><div></div></div>
Overvotes	0		
Undervotes	19		
Contest Totals	307		



Collin County Seal  
Watermark Seal for Collin County.  
Collin County Government



## PCT 121

### Proposition G – City of Plano

Vote For 1

	TOTAL	VOTE %	
For	190	66.20%	<div><div></div></div>
Against	97	33.80%	<div><div></div></div>
Total Votes Cast	287	100.00%	<div><div></div></div>
Overvotes	0		
Undervotes	20		
Contest Totals	307		

### Trustee, Place 1 – Plano ISD

Vote For 1

	TOTAL	VOTE %	
Lauren Tyra	214	100.00%	<div><div></div></div>
Total Votes Cast	214	100.00%	<div><div></div></div>
Overvotes	0		
Undervotes	93		
Contest Totals	307		

### Trustee, Place 2 – Plano ISD

Vote For 1

	TOTAL	VOTE %	
Sam Johnson	209	87.82%	<div><div></div></div>
Xiomar Pierre	29	12.18%	<div><div></div></div>
Total Votes Cast	238	100.00%	<div><div></div></div>
Overvotes	0		
Undervotes	69		
Contest Totals	307		

### Trustee, Place 3 – Plano ISD

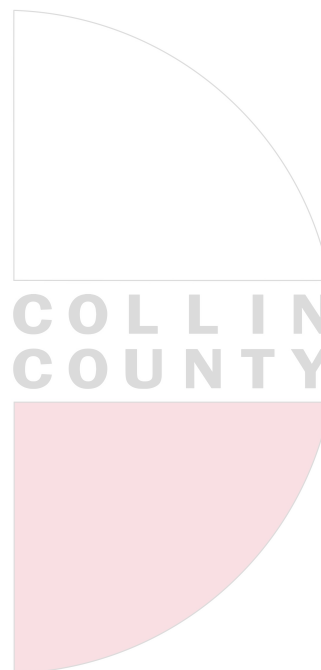
Vote For 1

	TOTAL	VOTE %	
Nancy C. Humphrey	179	67.80%	<div><div></div></div>
Harper Weaver	85	32.20%	<div><div></div></div>
Total Votes Cast	264	100.00%	<div><div></div></div>
Overvotes	0		
Undervotes	43		
Contest Totals	307		

### Trustee, Place 6 – Plano ISD

Vote For 1

	TOTAL	VOTE %	
Andrew Rettke	21	7.84%	<div><div></div></div>
Elisa Klein	161	60.07%	<div><div></div></div>
Dash Weerasinghe	86	32.09%	<div><div></div></div>
Total Votes Cast	268	100.00%	<div><div></div></div>
Overvotes	0		
Undervotes	39		
Contest Totals	307		



Collin County Seal  
Watermark Seal for Collin County,  
Collin County Government

PCT 122

Statistics	TOTAL
Registered Voters - Total	4,786
Ballots Cast - Total	1,042
Voter Turnout - Total	21.77%

Trustee, Place 4 - Collin Co. Comm. College Dist.  
Vote For 1

	TOTAL	VOTE %
Tamara Thomas	228	30.12%
Staci L. Weaver	529	69.88%
Total Votes Cast	757	100.00%
Overvotes	0	
Undervotes	285	
Contest Totals	1,042	

Trustee, Place 5 - Collin Co. Comm. College Dist.  
Vote For 1

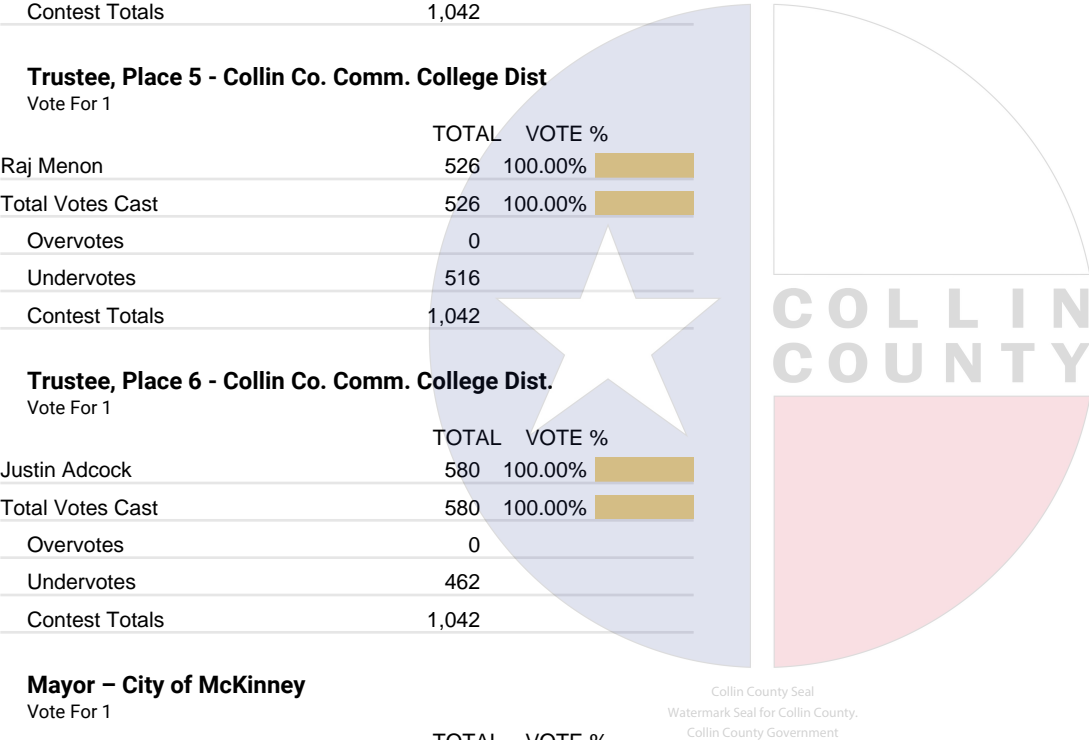
	TOTAL	VOTE %
Raj Menon	526	100.00%
Total Votes Cast	526	100.00%
Overvotes	0	
Undervotes	516	
Contest Totals	1,042	

Trustee, Place 6 - Collin Co. Comm. College Dist.  
Vote For 1

	TOTAL	VOTE %
Justin Adcock	580	100.00%
Total Votes Cast	580	100.00%
Overvotes	0	
Undervotes	462	
Contest Totals	1,042	

Mayor – City of McKinney  
Vote For 1

	TOTAL	VOTE %
Matt “Doc” Rostami	41	3.96%
Taylor Willingham	51	4.92%
Bill Cox	492	47.49%
Scott Sanford	452	43.63%
Total Votes Cast	1,036	100.00%
Overvotes	0	
Undervotes	6	
Contest Totals	1,042	

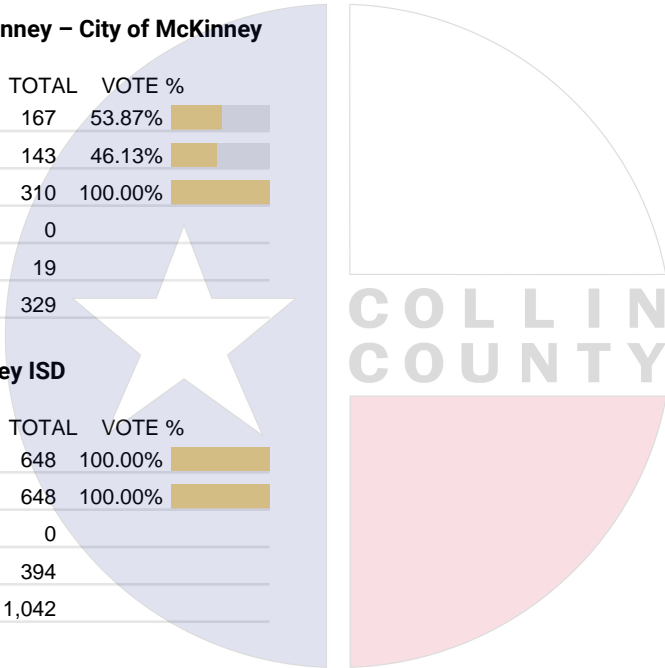


PCT 122

Council Member, At-Large No. 1 – City of McKinney		
Vote For 1		
	TOTAL	VOTE %
Brian J. Magnuson	170	18.70%
Derrick Tarver	86	9.46%
Ernest Lynch	383	42.13%
Taha Ansari	74	8.14%
Jim Garrison	196	21.56%
Total Votes Cast	909	100.00%
Overvotes	0	
Undervotes	133	
Contest Totals	1,042	

Council Member, District No. 3, McKinney – City of McKinney		
Vote For 1		
	TOTAL	VOTE %
Gere Feltus	167	53.87%
Tammy Warren	143	46.13%
Total Votes Cast	310	100.00%
Overvotes	0	
Undervotes	19	
Contest Totals	329	

Board of Trustees, Place 7 – McKinney ISD		
Vote For 1		
	TOTAL	VOTE %
Harvey Oaxaca	648	100.00%
Total Votes Cast	648	100.00%
Overvotes	0	
Undervotes	394	
Contest Totals	1,042	



Collin County Seal  
Watermark Seal for Collin County.  
Collin County Government

PCT 123

Statistics	TOTAL
Registered Voters - Total	2,000
Ballots Cast - Total	214
Voter Turnout - Total	10.70%

Trustee, Place 4 - Collin Co. Comm. College Dist.  
Vote For 1

	TOTAL	VOTE %
Tamara Thomas	80	44.44%
Staci L. Weaver	100	55.56%
Total Votes Cast	180	100.00%
Overvotes	0	
Undervotes	34	
Contest Totals	214	

Trustee, Place 5 - Collin Co. Comm. College Dist.  
Vote For 1

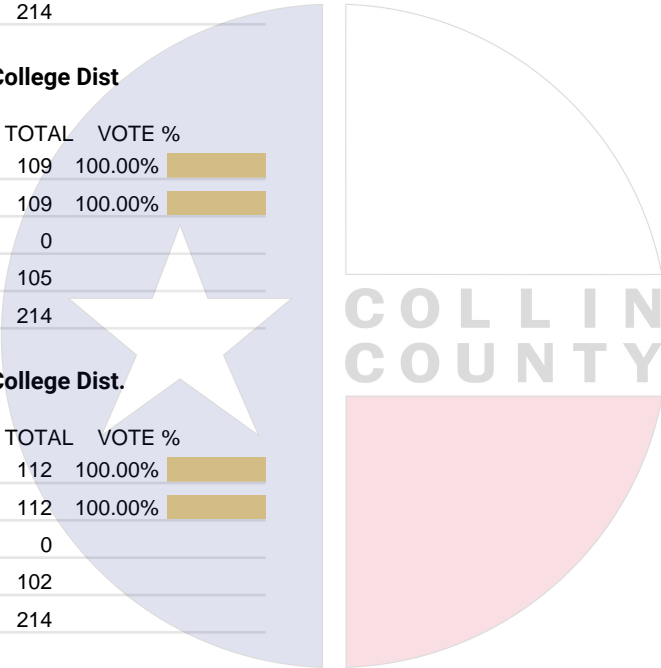
	TOTAL	VOTE %
Raj Menon	109	100.00%
Total Votes Cast	109	100.00%
Overvotes	0	
Undervotes	105	
Contest Totals	214	

Trustee, Place 6 - Collin Co. Comm. College Dist.  
Vote For 1

	TOTAL	VOTE %
Justin Adcock	112	100.00%
Total Votes Cast	112	100.00%
Overvotes	0	
Undervotes	102	
Contest Totals	214	

Councilmember, Place No. 2, District No. 2 – City of Plano  
Vote For 1

	TOTAL	VOTE %
Bob Kehr	105	53.03%
Carson K. Underwood	49	24.75%
Douglas Reeves	44	22.22%
Total Votes Cast	198	100.00%
Overvotes	0	
Undervotes	16	
Contest Totals	214	



Collin County Seal  
Watermark Seal for Collin County,  
Collin County Government

## PCT 123

### Councilmember, Place No. 4, District No. 4 – City of Plano

Vote For 1

	TOTAL	VOTE %	
Cody Weaver	96	48.24%	<div><div></div></div>
Christene “Chris” Krupa Downs	103	51.76%	<div><div></div></div>
Total Votes Cast	199	100.00%	<div><div></div></div>
Overvotes	0		
Undervotes	15		
Contest Totals	214		

### Councilmember, Place No. 6, Mayor – City of Plano

Vote For 1

	TOTAL	VOTE %	
John Muns	141	100.00%	<div><div></div></div>
Total Votes Cast	141	100.00%	<div><div></div></div>
Overvotes	0		
Undervotes	73		
Contest Totals	214		

### Councilmember, Place No. 8 – City of Plano

Vote For 1

	TOTAL	VOTE %	
Vidal Quintanilla	89	46.11%	<div><div></div></div>
Hayden Padgett	104	53.89%	<div><div></div></div>
Total Votes Cast	193	100.00%	<div><div></div></div>
Overvotes	0		
Undervotes	21		
Contest Totals	214		

### Councilmember, Place No. 5, Unexpired Term – City of Plano


Vote For 1

	TOTAL	VOTE %	
Gary Cary	94	47.72%	<div><div></div></div>
Steve Lavine	103	52.28%	<div><div></div></div>
Total Votes Cast	197	100.00%	<div><div></div></div>
Overvotes	0		
Undervotes	17		
Contest Totals	214		

### Proposition A – City of Plano

Vote For 1

	TOTAL	VOTE %	
For	147	70.00%	<div><div></div></div>
Against	63	30.00%	<div><div></div></div>
Total Votes Cast	210	100.00%	<div><div></div></div>
Overvotes	0		
Undervotes	4		
Contest Totals	214		



PCT 123

Proposition B – City of Plano  
Vote For 1

	TOTAL	VOTE %	
For	136	64.76%	<div><div></div></div>
Against	74	35.24%	<div><div></div></div>
Total Votes Cast	210	100.00%	<div><div></div></div>
Overvotes	0		
Undervotes	4		
Contest Totals	214		

Proposition C – City of Plano  
Vote For 1

	TOTAL	VOTE %	
For	142	67.94%	<div><div></div></div>
Against	67	32.06%	<div><div></div></div>
Total Votes Cast	209	100.00%	<div><div></div></div>
Overvotes	0		
Undervotes	5		
Contest Totals	214		

Proposition D – City of Plano  
Vote For 1

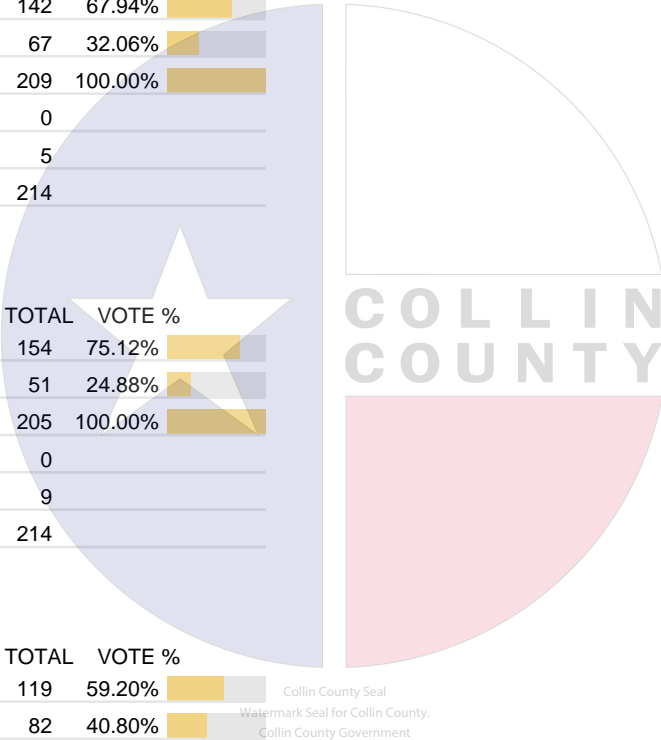
	TOTAL	VOTE %	
For	154	75.12%	<div><div></div></div>
Against	51	24.88%	<div><div></div></div>
Total Votes Cast	205	100.00%	<div><div></div></div>
Overvotes	0		
Undervotes	9		
Contest Totals	214		

Proposition E – City of Plano  
Vote For 1

	TOTAL	VOTE %	
For	119	59.20%	<div><div></div></div>
Against	82	40.80%	<div><div></div></div>
Total Votes Cast	201	100.00%	<div><div></div></div>
Overvotes	0		
Undervotes	13		
Contest Totals	214		

Proposition F – City of Plano  
Vote For 1

	TOTAL	VOTE %	
For	142	68.27%	<div><div></div></div>
Against	66	31.73%	<div><div></div></div>
Total Votes Cast	208	100.00%	<div><div></div></div>
Overvotes	0		
Undervotes	6		
Contest Totals	214		



PCT 123

Proposition G – City of Plano  
Vote For 1

	TOTAL	VOTE %	
For	152	73.43%	<div><div></div></div>
Against	55	26.57%	<div><div></div></div>
Total Votes Cast	207	100.00%	<div><div></div></div>
Overvotes	0		
Undervotes	7		
Contest Totals	214		

Trustee, Place 1 – Plano ISD  
Vote For 1

	TOTAL	VOTE %	
Lauren Tyra	117	100.00%	<div><div></div></div>
Total Votes Cast	117	100.00%	<div><div></div></div>
Overvotes	0		
Undervotes	97		
Contest Totals	214		

Trustee, Place 2 – Plano ISD  
Vote For 1

	TOTAL	VOTE %	
Sam Johnson	155	91.72%	<div><div></div></div>
Xiomar Pierre	14	8.28%	<div><div></div></div>
Total Votes Cast	169	100.00%	<div><div></div></div>
Overvotes	0		
Undervotes	45		
Contest Totals	214		

Trustee, Place 3 – Plano ISD  
Vote For 1

	TOTAL	VOTE %	
Nancy C. Humphrey	114	68.67%	<div><div></div></div>
Harper Weaver	52	31.33%	<div><div></div></div>
Total Votes Cast	166	100.00%	<div><div></div></div>
Overvotes	0		
Undervotes	48		
Contest Totals	214		

Trustee, Place 6 – Plano ISD  
Vote For 1

	TOTAL	VOTE %	
Andrew Rettke	16	8.65%	<div><div></div></div>
Elisa Klein	95	51.35%	<div><div></div></div>
Dash Weerasinghe	74	40.00%	<div><div></div></div>
Total Votes Cast	185	100.00%	<div><div></div></div>
Overvotes	0		
Undervotes	29		
Contest Totals	214		

PCT 124

Statistics	TOTAL
Registered Voters - Total	3,092
Ballots Cast - Total	301
Voter Turnout - Total	9.73%

Trustee, Place 4 - Collin Co. Comm. College Dist.  
Vote For 1

	TOTAL	VOTE %	
Tamara Thomas	124	47.88%	<div><div></div></div>
Staci L. Weaver	135	52.12%	<div><div></div></div>
Total Votes Cast	259	100.00%	<div><div></div></div>
Overvotes	0		
Undervotes	42		
Contest Totals	301		

Trustee, Place 5 - Collin Co. Comm. College Dist.  
Vote For 1

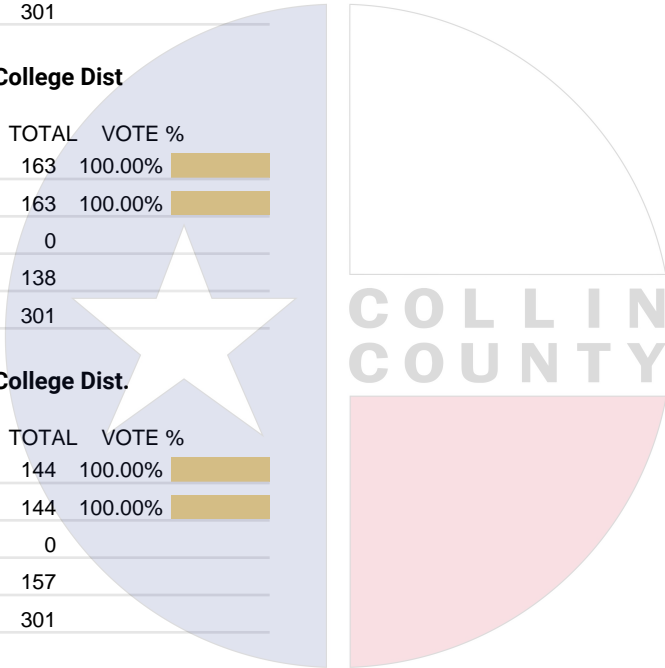
	TOTAL	VOTE %	
Raj Menon	163	100.00%	<div><div></div></div>
Total Votes Cast	163	100.00%	<div><div></div></div>
Overvotes	0		
Undervotes	138		
Contest Totals	301		

Trustee, Place 6 - Collin Co. Comm. College Dist.  
Vote For 1

	TOTAL	VOTE %	
Justin Adcock	144	100.00%	<div><div></div></div>
Total Votes Cast	144	100.00%	<div><div></div></div>
Overvotes	0		
Undervotes	157		
Contest Totals	301		

Councilmember, Place No. 2, District No. 2 – City of Plano  
Vote For 1

	TOTAL	VOTE %	
Bob Kehr	176	63.54%	<div><div></div></div>
Carson K. Underwood	46	16.61%	<div><div></div></div>
Douglas Reeves	55	19.86%	<div><div></div></div>
Total Votes Cast	277	100.00%	<div><div></div></div>
Overvotes	0		
Undervotes	24		
Contest Totals	301		



Collin County Seal  
Watermark Seal for Collin County,  
Collin County Government



## PCT 124

### Councilmember, Place No. 4, District No. 4 – City of Plano

Vote For 1

	TOTAL	VOTE %	
Cody Weaver	105	38.18%	<div><div></div></div>
Christene “Chris” Krupa Downs	170	61.82%	<div><div></div></div>
Total Votes Cast	275	100.00%	<div><div></div></div>
Overvotes	0		
Undervotes	26		
Contest Totals	301		

### Councilmember, Place No. 6, Mayor – City of Plano

Vote For 1

	TOTAL	VOTE %	
John Muns	212	100.00%	<div><div></div></div>
Total Votes Cast	212	100.00%	<div><div></div></div>
Overvotes	0		
Undervotes	89		
Contest Totals	301		

### Councilmember, Place No. 8 – City of Plano

Vote For 1

	TOTAL	VOTE %	
Vidal Quintanilla	162	59.34%	<div><div></div></div>
Hayden Padgett	111	40.66%	<div><div></div></div>
Total Votes Cast	273	100.00%	<div><div></div></div>
Overvotes	0		
Undervotes	28		
Contest Totals	301		

### Councilmember, Place No. 5, Unexpired Term – City of Plano


Vote For 1

	TOTAL	VOTE %	
Gary Cary	101	36.20%	<div><div></div></div>
Steve Lavine	178	63.80%	<div><div></div></div>
Total Votes Cast	279	100.00%	<div><div></div></div>
Overvotes	0		
Undervotes	22		
Contest Totals	301		

### Proposition A – City of Plano

Vote For 1

	TOTAL	VOTE %	
For	232	80.28%	<div><div></div></div>
Against	57	19.72%	<div><div></div></div>
Total Votes Cast	289	100.00%	<div><div></div></div>
Overvotes	0		
Undervotes	12		
Contest Totals	301		



## PCT 124

### Proposition B – City of Plano

Vote For 1

	TOTAL	VOTE %	
For	182	63.19%	<div><div></div><div></div></div>
Against	106	36.81%	<div><div></div><div></div></div>
Total Votes Cast	288	100.00%	<div><div></div><div></div></div>
Overvotes	0		
Undervotes	13		
Contest Totals	301		

### Proposition C – City of Plano

Vote For 1

	TOTAL	VOTE %	
For	193	66.55%	<div><div></div><div></div></div>
Against	97	33.45%	<div><div></div><div></div></div>
Total Votes Cast	290	100.00%	<div><div></div><div></div></div>
Overvotes	0		
Undervotes	11		
Contest Totals	301		

### Proposition D – City of Plano

Vote For 1

	TOTAL	VOTE %	
For	207	71.88%	<div><div></div><div></div></div>
Against	81	28.12%	<div><div></div><div></div></div>
Total Votes Cast	288	100.00%	<div><div></div><div></div></div>
Overvotes	0		
Undervotes	13		
Contest Totals	301		

### Proposition E – City of Plano

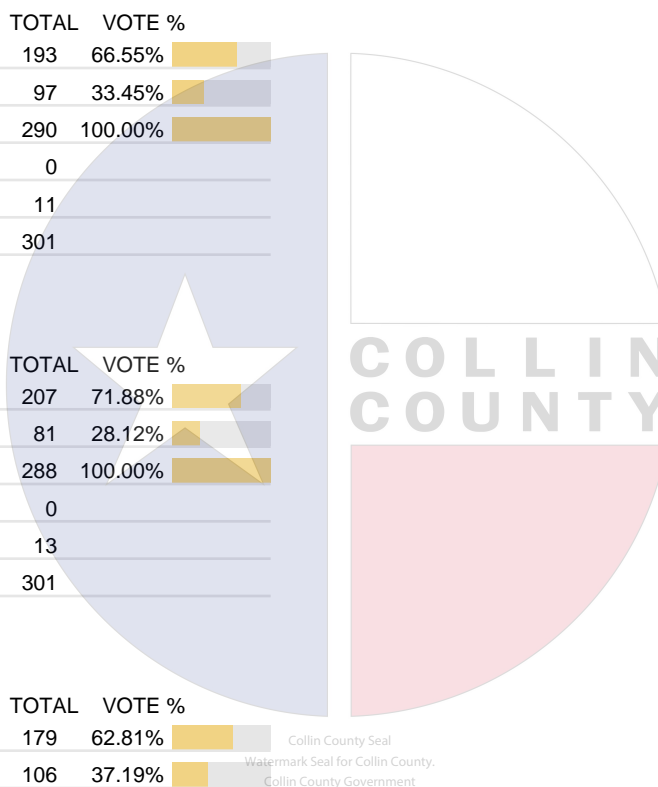
Vote For 1

	TOTAL	VOTE %	
For	179	62.81%	<div><div></div><div></div></div>
Against	106	37.19%	<div><div></div><div></div></div>
Total Votes Cast	285	100.00%	<div><div></div><div></div></div>
Overvotes	0		
Undervotes	16		
Contest Totals	301		

### Proposition F – City of Plano

Vote For 1

	TOTAL	VOTE %	
For	213	73.45%	<div><div></div><div></div></div>
Against	77	26.55%	<div><div></div><div></div></div>
Total Votes Cast	290	100.00%	<div><div></div><div></div></div>
Overvotes	0		
Undervotes	11		
Contest Totals	301		



PCT 124

Proposition G – City of Plano  
Vote For 1

	TOTAL	VOTE %	
For	227	78.28%	<div><div></div></div>
Against	63	21.72%	<div><div></div></div>
Total Votes Cast	290	100.00%	<div><div></div></div>
Overvotes	0		
Undervotes	11		
Contest Totals	301		

Trustee, Place 1 – Plano ISD  
Vote For 1

	TOTAL	VOTE %	
Lauren Tyra	192	100.00%	<div><div></div></div>
Total Votes Cast	192	100.00%	<div><div></div></div>
Overvotes	0		
Undervotes	109		
Contest Totals	301		

Trustee, Place 2 – Plano ISD  
Vote For 1

	TOTAL	VOTE %	
Sam Johnson	208	86.67%	<div><div></div></div>
Xiomar Pierre	32	13.33%	<div><div></div></div>
Total Votes Cast	240	100.00%	<div><div></div></div>
Overvotes	0		
Undervotes	61		
Contest Totals	301		

Trustee, Place 3 – Plano ISD  
Vote For 1

	TOTAL	VOTE %	
Nancy C. Humphrey	187	75.71%	<div><div></div></div>
Harper Weaver	60	24.29%	<div><div></div></div>
Total Votes Cast	247	100.00%	<div><div></div></div>
Overvotes	0		
Undervotes	54		
Contest Totals	301		

Trustee, Place 6 – Plano ISD  
Vote For 1

	TOTAL	VOTE %	
Andrew Rettke	23	9.13%	<div><div></div></div>
Elisa Klein	156	61.90%	<div><div></div></div>
Dash Weerasinghe	73	28.97%	<div><div></div></div>
Total Votes Cast	252	100.00%	<div><div></div></div>
Overvotes	0		
Undervotes	49		
Contest Totals	301		

PCT 125

Statistics	TOTAL
Registered Voters - Total	5,126
Ballots Cast - Total	750
Voter Turnout - Total	14.63%

Trustee, Place 4 - Collin Co. Comm. College Dist.  
Vote For 1

	TOTAL	VOTE %
Tamara Thomas	241	46.71%
Staci L. Weaver	275	53.29%
Total Votes Cast	516	100.00%
Overvotes	0	
Undervotes	234	
Contest Totals	750	

Trustee, Place 5 - Collin Co. Comm. College Dist.  
Vote For 1

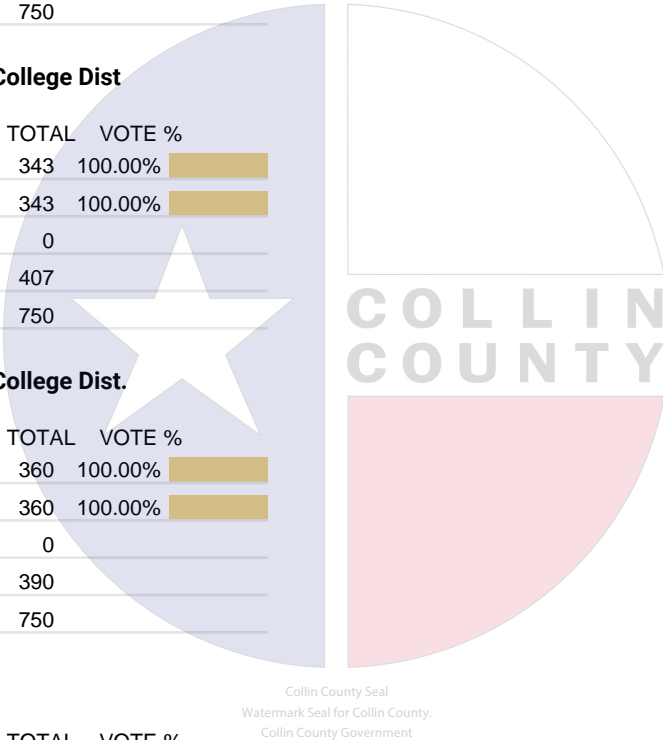
	TOTAL	VOTE %
Raj Menon	343	100.00%
Total Votes Cast	343	100.00%
Overvotes	0	
Undervotes	407	
Contest Totals	750	

Trustee, Place 6 - Collin Co. Comm. College Dist.  
Vote For 1

	TOTAL	VOTE %
Justin Adcock	360	100.00%
Total Votes Cast	360	100.00%
Overvotes	0	
Undervotes	390	
Contest Totals	750	

Mayor – City of Garland  
Vote For 1

	TOTAL	VOTE %
Roel G. Garcia	0	
P C Mathew	0	
Dylan Hedrick	0	
Shibu Samuel	0	
Koni Ramos-Kaiwi	0	
Deborah S. Morris	0	
Total Votes Cast	0	
Overvotes	0	
Undervotes	0	
Contest Totals	0	



PCT 125

Proposition A – City of Garland  
Vote For 1

	TOTAL	VOTE %
For	0	
Against	0	
Total Votes Cast	0	
Overvotes	0	
Undervotes	0	
Contest Totals	0	

Proposition B – City of Garland  
Vote For 1

	TOTAL	VOTE %
For	0	
Against	0	
Total Votes Cast	0	
Overvotes	0	
Undervotes	0	
Contest Totals	0	

Proposition C – City of Garland  
Vote For 1

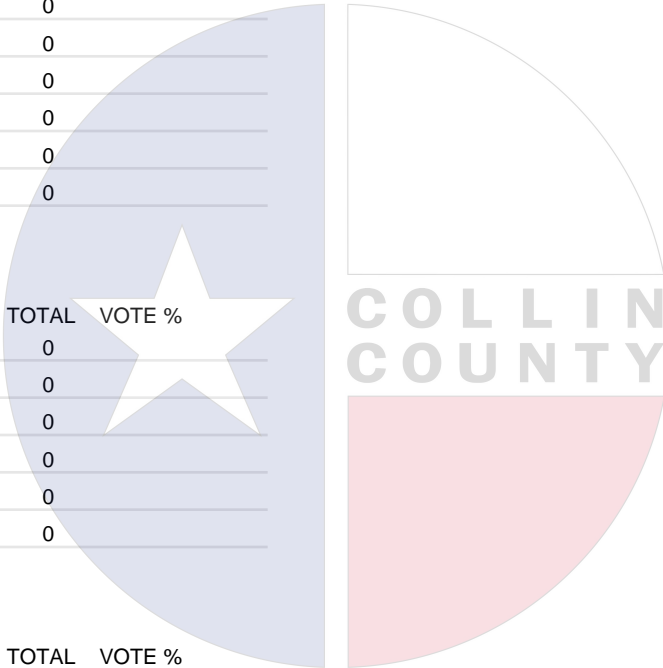
	TOTAL	VOTE %
For	0	
Against	0	
Total Votes Cast	0	
Overvotes	0	
Undervotes	0	
Contest Totals	0	

Proposition D – City of Garland  
Vote For 1

	TOTAL	VOTE %
For	0	
Against	0	
Total Votes Cast	0	
Overvotes	0	
Undervotes	0	
Contest Totals	0	

Council Member, Place 1 – City of Richardson  
Vote For 1

	TOTAL	VOTE %
Curtis Dorian	380	100.00%
Total Votes Cast	380	100.00%
Overvotes	0	
Undervotes	370	
Contest Totals	750	



Collin County Seal  
Watermark Seal for Collin County,  
Collin County Government

## PCT 125

### Council Member, Place 2 – City of Richardson

Vote For 1

	TOTAL	VOTE %	
Jennifer Justice	402	100.00%	<div><div></div></div>
Total Votes Cast	402	100.00%	<div><div></div></div>
Overvotes	0		
Undervotes	348		
Contest Totals	750		

### Council Member, Place 3 – City of Richardson

Vote For 1

	TOTAL	VOTE %	
Dan Barrios	383	100.00%	<div><div></div></div>
Total Votes Cast	383	100.00%	<div><div></div></div>
Overvotes	0		
Undervotes	367		
Contest Totals	750		

### Council Member, Place 4 – City of Richardson

Vote For 1

	TOTAL	VOTE %	
Joe Corcoran	388	100.00%	<div><div></div></div>
Total Votes Cast	388	100.00%	<div><div></div></div>
Overvotes	0		
Undervotes	362		
Contest Totals	750		

### Council Member, Place 5 – City of Richardson

Vote For 1

	TOTAL	VOTE %	
Ken Hutchenrider	377	100.00%	<div><div></div></div>
Total Votes Cast	377	100.00%	<div><div></div></div>
Overvotes	0		
Undervotes	373		
Contest Totals	750		

Collin County Seal  
Watermark Seal for Collin County,  
Collin County Government

### Council Member, Place 6 – City of Richardson

Vote For 1

	TOTAL	VOTE %	
Arefin Shamsul	409	60.32%	<div><div></div><div></div></div>
Lisa Marie Kupfer	269	39.68%	<div><div></div><div></div></div>
Total Votes Cast	678	100.00%	<div><div></div></div>
Overvotes	0		
Undervotes	72		
Contest Totals	750		

PCT 125

Mayor, Place 7 – City of Richardson  
Vote For 1

	TOTAL	VOTE %	
Alan C. North	34	4.55%	<div><div></div></div>
Amir Omar	419	56.09%	<div><div></div></div>
Bob Dubey	294	39.36%	<div><div></div></div>
Total Votes Cast	747	100.00%	<div><div></div></div>
Overvotes	0		
Undervotes	3		
Contest Totals	750		

Trustee, Place 1 – Plano ISD  
Vote For 1

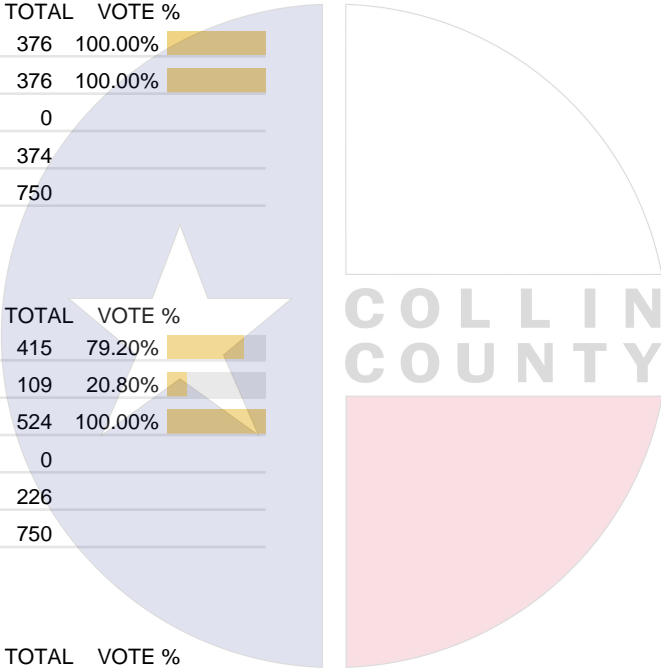
	TOTAL	VOTE %	
Lauren Tyra	376	100.00%	<div><div></div></div>
Total Votes Cast	376	100.00%	<div><div></div></div>
Overvotes	0		
Undervotes	374		
Contest Totals	750		

Trustee, Place 2 – Plano ISD  
Vote For 1

	TOTAL	VOTE %	
Sam Johnson	415	79.20%	<div><div></div></div>
Xiomar Pierre	109	20.80%	<div><div></div></div>
Total Votes Cast	524	100.00%	<div><div></div></div>
Overvotes	0		
Undervotes	226		
Contest Totals	750		

Trustee, Place 3 – Plano ISD  
Vote For 1


	TOTAL	VOTE %	
Nancy C. Humphrey	407	76.07%	<div><div></div></div>
Harper Weaver	128	23.93%	<div><div></div></div>
Total Votes Cast	535	100.00%	<div><div></div></div>
Overvotes	0		
Undervotes	215		
Contest Totals	750		



PCT 125

Trustee, Place 6 – Plano ISD  
Vote For 1

	TOTAL	VOTE %	
Andrew Rettke	81	15.64%	<div><div></div></div>
Elisa Klein	318	61.39%	<div><div></div></div>
Dash Weerasinghe	119	22.97%	<div><div></div></div>
Total Votes Cast	518	100.00%	<div><div></div></div>
Overvotes	0		
Undervotes	232		
Contest Totals	750		



Collin County Seal  
Watermark Seal for Collin County.  
Collin County Government



PCT 126

Statistics	TOTAL
Registered Voters - Total	4,824
Ballots Cast - Total	717
Voter Turnout - Total	14.86%

Trustee, Place 4 - Collin Co. Comm. College Dist.  
Vote For 1

	TOTAL	VOTE %	
Tamara Thomas	297	47.67%	<div><div></div></div>
Staci L. Weaver	326	52.33%	<div><div></div></div>
Total Votes Cast	623	100.00%	<div><div></div></div>
Overvotes	0		
Undervotes	94		
Contest Totals	717		

Trustee, Place 5 - Collin Co. Comm. College Dist.  
Vote For 1

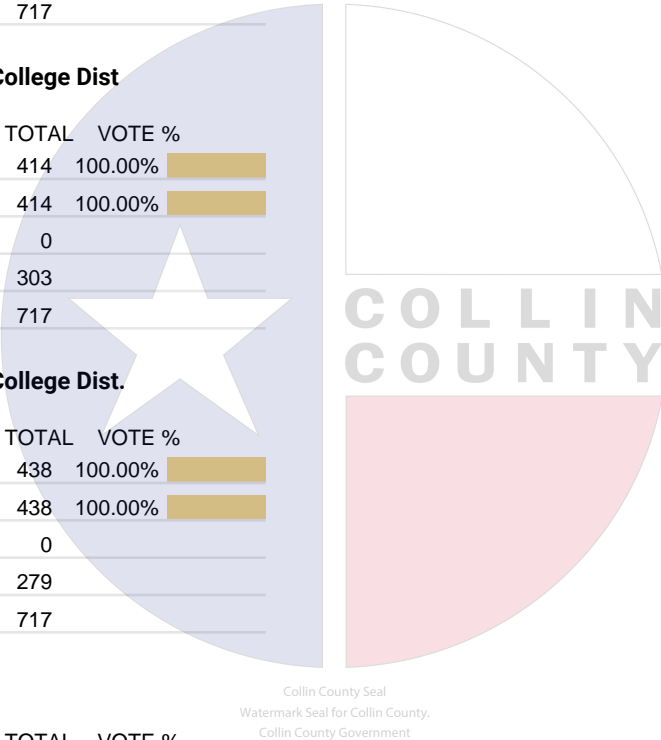
	TOTAL	VOTE %	
Raj Menon	414	100.00%	<div><div></div></div>
Total Votes Cast	414	100.00%	<div><div></div></div>
Overvotes	0		
Undervotes	303		
Contest Totals	717		

Trustee, Place 6 - Collin Co. Comm. College Dist.  
Vote For 1

	TOTAL	VOTE %	
Justin Adcock	438	100.00%	<div><div></div></div>
Total Votes Cast	438	100.00%	<div><div></div></div>
Overvotes	0		
Undervotes	279		
Contest Totals	717		

Mayor – City of McKinney  
Vote For 1

	TOTAL	VOTE %	
Matt “Doc” Rostami	36	5.03%	<div><div></div></div>
Taylor Willingham	49	6.84%	<div><div></div></div>
Bill Cox	377	52.65%	<div><div></div></div>
Scott Sanford	254	35.47%	<div><div></div></div>
Total Votes Cast	716	100.00%	<div><div></div></div>
Overvotes	0		
Undervotes	1		
Contest Totals	717		

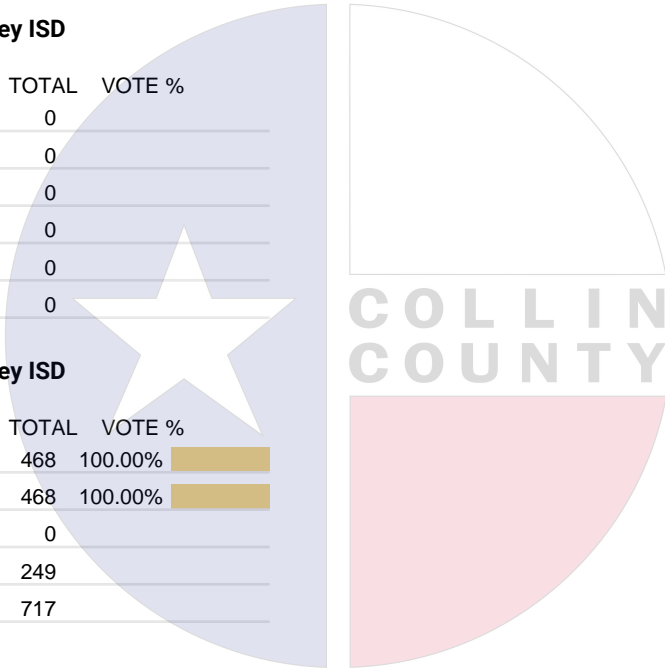


PCT 126

Council Member, At-Large No. 1 – City of McKinney			
Vote For 1			
	TOTAL	VOTE %	
Brian J. Magnuson	112	16.37%	<div><div></div></div>
Derrick Tarver	156	22.81%	<div><div></div></div>
Ernest Lynch	198	28.95%	<div><div></div></div>
Taha Ansari	95	13.89%	<div><div></div></div>
Jim Garrison	123	17.98%	<div><div></div></div>
Total Votes Cast	684	100.00%	<div><div></div></div>
Overvotes	0		
Undervotes	33		
Contest Totals	717		

Board of Trustees, Place 2 – McKinney ISD			
Vote For 1			
	TOTAL	VOTE %	
Kenneth Ussery	0		<div><div></div></div>
Deborah Klosky	0		<div><div></div></div>
Total Votes Cast	0		<div><div></div></div>
Overvotes	0		
Undervotes	0		
Contest Totals	0		

Board of Trustees, Place 7 – McKinney ISD			
Vote For 1			
	TOTAL	VOTE %	
Harvey Oaxaca	468	100.00%	<div><div></div></div>
Total Votes Cast	468	100.00%	<div><div></div></div>
Overvotes	0		
Undervotes	249		
Contest Totals	717		



Collin County Seal  
Watermark Seal for Collin County.  
Collin County Government

PCT 127

Statistics	TOTAL
Registered Voters - Total	3,831
Ballots Cast - Total	455
Voter Turnout - Total	11.88%

Trustee, Place 4 - Collin Co. Comm. College Dist.  
Vote For 1

	TOTAL	VOTE %
Tamara Thomas	139	37.67%
Staci L. Weaver	230	62.33%
Total Votes Cast	369	100.00%
Overvotes	0	
Undervotes	86	
Contest Totals	455	

Trustee, Place 5 - Collin Co. Comm. College Dist  
Vote For 1

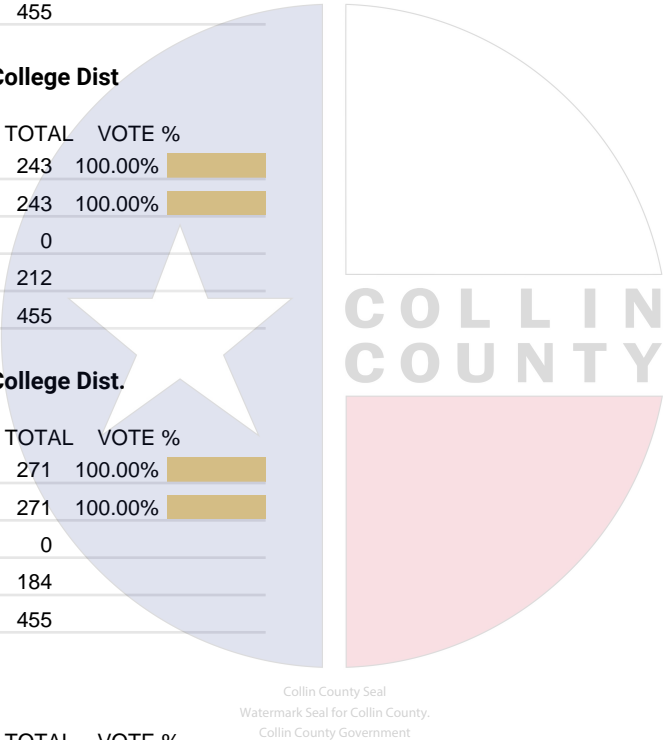
	TOTAL	VOTE %
Raj Menon	243	100.00%
Total Votes Cast	243	100.00%
Overvotes	0	
Undervotes	212	
Contest Totals	455	

Trustee, Place 6 - Collin Co. Comm. College Dist.  
Vote For 1

	TOTAL	VOTE %
Justin Adcock	271	100.00%
Total Votes Cast	271	100.00%
Overvotes	0	
Undervotes	184	
Contest Totals	455	

City Council, Place 2 – City of Frisco  
Vote For 1

	TOTAL	VOTE %
Burt Thakur	184	43.40%
Sai Krishnarajanagar	46	10.85%
Tammy Meinershagen	194	45.75%
Total Votes Cast	424	100.00%
Overvotes	0	
Undervotes	31	
Contest Totals	455	



PCT 127

City Council, Place 4 – City of Frisco  
Vote For 1

	TOTAL	VOTE %	
Josh Meek	87	20.09%	<div><div></div></div>
Jared Elad	165	38.11%	<div><div></div></div>
Jerry Spencer	37	8.54%	<div><div></div></div>
Gopal Ponangi	74	17.09%	<div><div></div></div>
Sangita Datta	70	16.17%	<div><div></div></div>
Total Votes Cast	433	100.00%	<div><div></div></div>
Overvotes	0		
Undervotes	22		
Contest Totals	455		

Proposition A – City of Frisco  
Vote For 1

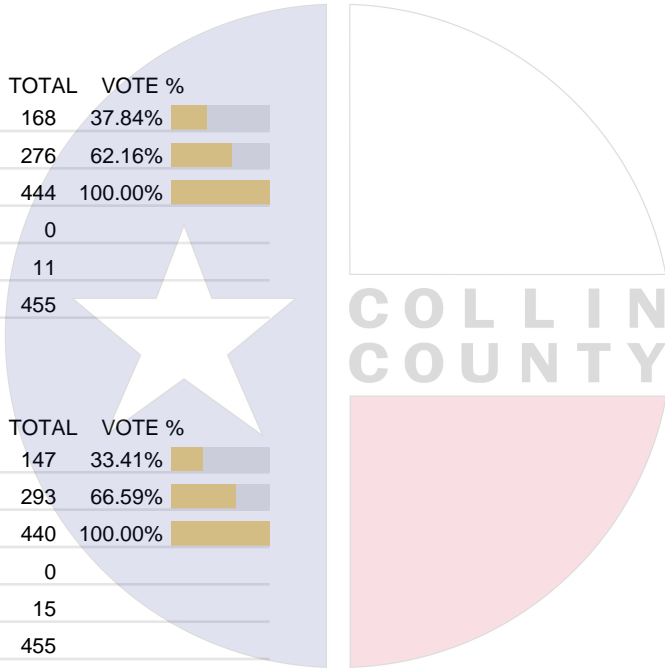
	TOTAL	VOTE %	
For	168	37.84%	<div><div></div></div>
Against	276	62.16%	<div><div></div></div>
Total Votes Cast	444	100.00%	<div><div></div></div>
Overvotes	0		
Undervotes	11		
Contest Totals	455		

Proposition B – City of Frisco  
Vote For 1

	TOTAL	VOTE %	
For	147	33.41%	<div><div></div></div>
Against	293	66.59%	<div><div></div></div>
Total Votes Cast	440	100.00%	<div><div></div></div>
Overvotes	0		
Undervotes	15		
Contest Totals	455		

Proposition C – City of Frisco  
Vote For 1

	TOTAL	VOTE %	
For	330	76.39%	<div><div></div></div>
Against	102	23.61%	<div><div></div></div>
Total Votes Cast	432	100.00%	<div><div></div></div>
Overvotes	0		
Undervotes	23		
Contest Totals	455		






Collin County Seal  
Watermark Seal for Collin County,  
Collin County Government

## PCT 127




### Proposition D – City of Frisco

Vote For 1

	TOTAL	VOTE %	
For	154	35.57%	
Against	279	64.43%	
Total Votes Cast	433	100.00%	
Overvotes	0		
Undervotes	22		
Contest Totals	455		




### Proposition E – City of Frisco

Vote For 1

	TOTAL	VOTE %	
For	191	44.84%	
Against	235	55.16%	
Total Votes Cast	426	100.00%	
Overvotes	0		
Undervotes	29		
Contest Totals	455		




### Proposition F – City of Frisco

Vote For 1

	TOTAL	VOTE %	
For	220	51.64%	
Against	206	48.36%	
Total Votes Cast	426	100.00%	
Overvotes	0		
Undervotes	29		
Contest Totals	455		




### Proposition G – City of Frisco

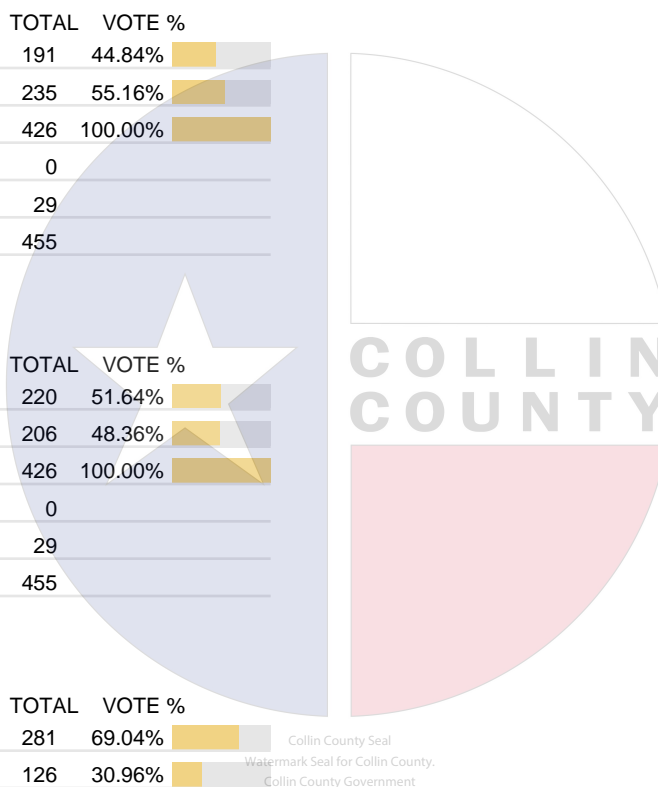
Vote For 1

	TOTAL	VOTE %	
For	281	69.04%	
Against	126	30.96%	
Total Votes Cast	407	100.00%	
Overvotes	0		
Undervotes	48		
Contest Totals	455		

### Proposition H – City of Frisco

Vote For 1

	TOTAL	VOTE %	
For	298	71.81%	
Against	117	28.19%	
Total Votes Cast	415	100.00%	
Overvotes	0		
Undervotes	40		
Contest Totals	455		



## PCT 127

### Proposition I – City of Frisco

Vote For 1

	TOTAL	VOTE %	
For	189	46.21%	<div><div></div><div></div></div>
Against	220	53.79%	<div><div></div><div></div></div>
Total Votes Cast	409	100.00%	<div><div></div><div></div></div>
Overvotes	0		
Undervotes	46		
Contest Totals	455		

### Proposition J – City of Frisco

Vote For 1

	TOTAL	VOTE %	
For	185	44.58%	<div><div></div><div></div></div>
Against	230	55.42%	<div><div></div><div></div></div>
Total Votes Cast	415	100.00%	<div><div></div><div></div></div>
Overvotes	0		
Undervotes	40		
Contest Totals	455		

### Proposition K – City of Frisco

Vote For 1

	TOTAL	VOTE %	
For	278	68.47%	<div><div></div><div></div></div>
Against	128	31.53%	<div><div></div><div></div></div>
Total Votes Cast	406	100.00%	<div><div></div><div></div></div>
Overvotes	0		
Undervotes	49		
Contest Totals	455		

### Proposition L - City of Frisco

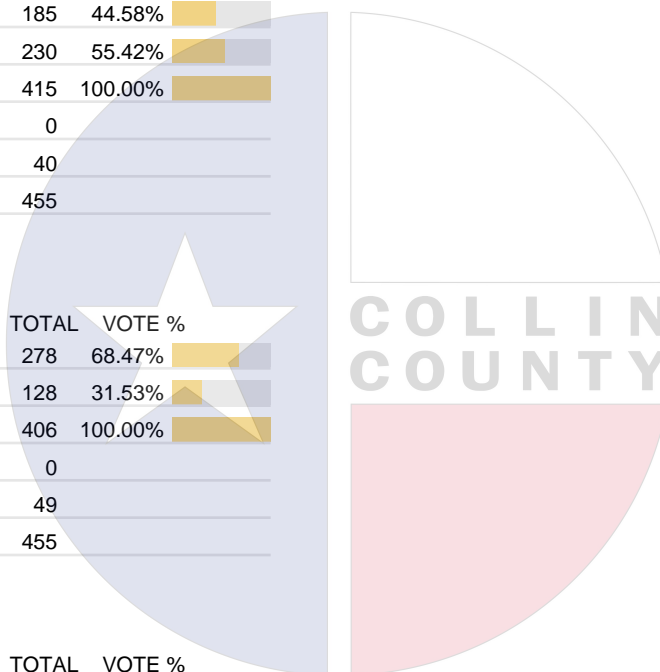
Vote For 1

	TOTAL	VOTE %	
For	237	57.52%	<div><div></div><div></div></div>
Against	175	42.48%	<div><div></div><div></div></div>
Total Votes Cast	412	100.00%	<div><div></div><div></div></div>
Overvotes	0		
Undervotes	43		
Contest Totals	455		

### Proposition M – City of Frisco

Vote For 1

	TOTAL	VOTE %	
For	312	75.00%	<div><div></div><div></div></div>
Against	104	25.00%	<div><div></div><div></div></div>
Total Votes Cast	416	100.00%	<div><div></div><div></div></div>
Overvotes	0		
Undervotes	39		
Contest Totals	455		



Collin County Seal  
Watermark Seal for Collin County.  
Collin County Government

PCT 127

Proposition N – City of Frisco  
Vote For 1

	TOTAL	VOTE %	
For	295	71.60%	<div><div></div></div>
Against	117	28.40%	<div><div></div></div>
Total Votes Cast	412	100.00%	<div><div></div></div>
Overvotes	0		
Undervotes	43		
Contest Totals	455		

Trustee, Place 1 – Frisco ISD  
Vote For 1

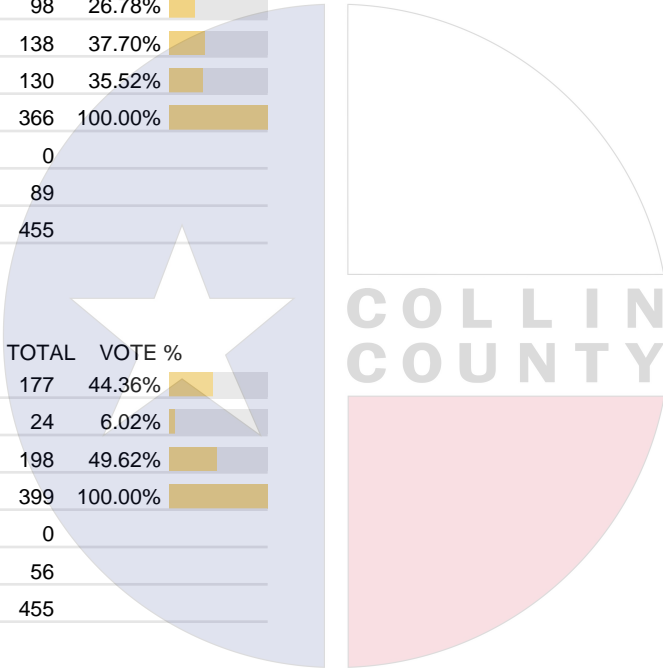
	TOTAL	VOTE %	
Amit Kalra	98	26.78%	<div><div></div></div>
Suresh Manduva	138	37.70%	<div><div></div></div>
Muni Janagarajan	130	35.52%	<div><div></div></div>
Total Votes Cast	366	100.00%	<div><div></div></div>
Overvotes	0		
Undervotes	89		
Contest Totals	455		

Trustee, Place 2 – Frisco ISD  
Vote For 1

	TOTAL	VOTE %	
Melanie Barrios Jones	177	44.36%	<div><div></div></div>
Ange Yao	24	6.02%	<div><div></div></div>
Renee Sample	198	49.62%	<div><div></div></div>
Total Votes Cast	399	100.00%	<div><div></div></div>
Overvotes	0		
Undervotes	56		
Contest Totals	455		

Trustee, Place 3 – Frisco ISD  
Vote For 1

	TOTAL	VOTE %	
Stuart Shulman	189	45.32%	<div><div></div></div>
Stephanie Elad	228	54.68%	<div><div></div></div>
Total Votes Cast	417	100.00%	<div><div></div></div>
Overvotes	0		
Undervotes	38		
Contest Totals	455		



Collin County Seal  
Watermark Seal for Collin County,  
Collin County Government

PCT 128

Statistics	TOTAL
Registered Voters - Total	3,073
Ballots Cast - Total	868
Voter Turnout - Total	28.25%

Trustee, Place 4 - Collin Co. Comm. College Dist.  
Vote For 1

	TOTAL	VOTE %
Tamara Thomas	116	23.29%
Staci L. Weaver	382	76.71%
Total Votes Cast	498	100.00%
Overvotes	0	
Undervotes	370	
Contest Totals	868	

Trustee, Place 5 - Collin Co. Comm. College Dist.  
Vote For 1

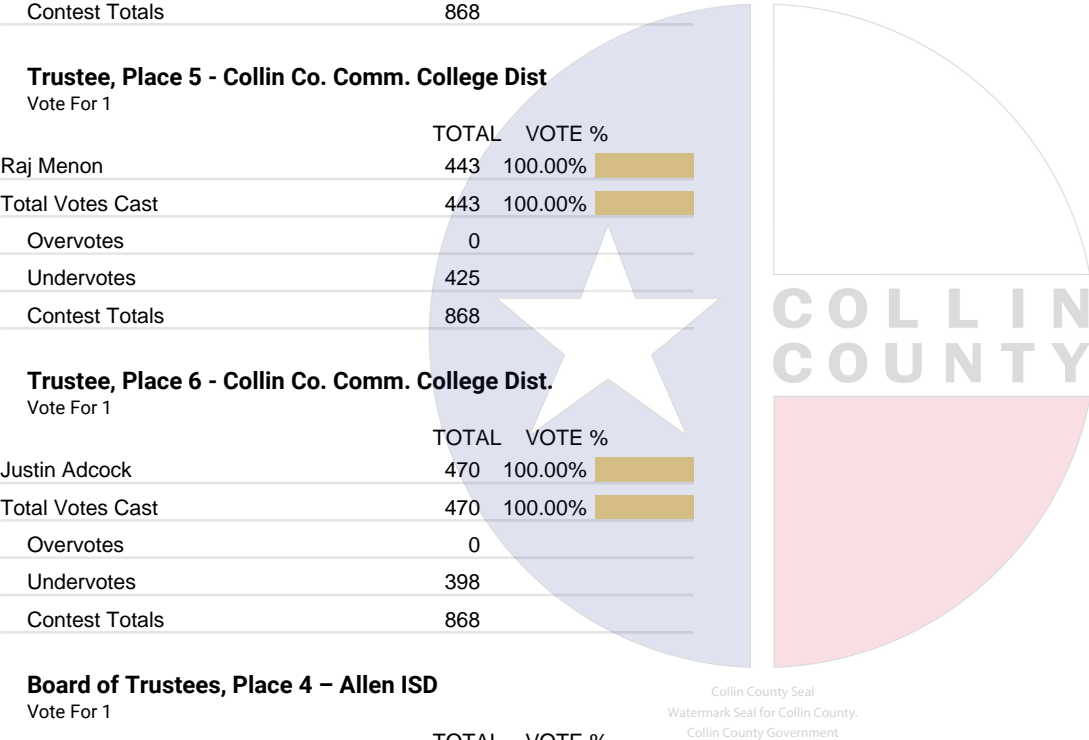
	TOTAL	VOTE %
Raj Menon	443	100.00%
Total Votes Cast	443	100.00%
Overvotes	0	
Undervotes	425	
Contest Totals	868	

Trustee, Place 6 - Collin Co. Comm. College Dist.  
Vote For 1

	TOTAL	VOTE %
Justin Adcock	470	100.00%
Total Votes Cast	470	100.00%
Overvotes	0	
Undervotes	398	
Contest Totals	868	

Board of Trustees, Place 4 - Allen ISD  
Vote For 1

	TOTAL	VOTE %
Rosalind Lewis	7	70.00%
Becca Kinnear	3	30.00%
Total Votes Cast	10	100.00%
Overvotes	0	
Undervotes	3	
Contest Totals	13	





PCT 128

Board of Trustees, Place 5 – Allen ISD  
Vote For 1

	TOTAL	VOTE %	
Kit McKee	3	27.27%	<div><div></div></div>
Amanda Campbell	8	72.73%	<div><div></div></div>
Total Votes Cast	11	100.00%	<div><div></div></div>
Overvotes	0		
Undervotes	2		
Contest Totals	13		

Board of Trustee, Place 1 – Lovejoy ISD  
Vote For 1

	TOTAL	VOTE %	
Julie McLaughlin	524	100.00%	<div><div></div></div>
Total Votes Cast	524	100.00%	<div><div></div></div>
Overvotes	0		
Undervotes	330		
Contest Totals	854		

Board of Trustee, Place 2 – Lovejoy ISD  
Vote For 1


	TOTAL	VOTE %	
Aubrey Stock	521	72.26%	<div><div></div></div>
Pamela Sailor	200	27.74%	<div><div></div></div>
Total Votes Cast	721	100.00%	<div><div></div></div>
Overvotes	0		
Undervotes	133		
Contest Totals	854		

Board of Trustee, Place 3 – Lovejoy ISD  
Vote For 1

	TOTAL	VOTE %	
Jeff Wood	502	100.00%	<div><div></div></div>
Total Votes Cast	502	100.00%	<div><div></div></div>
Overvotes	0		
Undervotes	352		
Contest Totals	854		

Proposition A – Lovejoy ISD  
Vote For 1

	TOTAL	VOTE %	
FOR	343	40.35%	<div><div></div></div>
AGAINST	507	59.65%	<div><div></div></div>
Total Votes Cast	850	100.00%	<div><div></div></div>
Overvotes	0		
Undervotes	4		
Contest Totals	854		



Collin County Seal  
Watermark Seal for Collin County,  
Collin County Government

PCT 128

Proposition B – Lovejoy ISD  
Vote For 1

	TOTAL	VOTE %	
FOR	381	44.93%	<div><div></div></div>
AGAINST	467	55.07%	<div><div></div></div>
Total Votes Cast	848	100.00%	<div><div></div></div>
Overvotes	0		
Undervotes	6		
Contest Totals	854		

Proposition C – Lovejoy ISD  
Vote For 1

	TOTAL	VOTE %	
FOR	325	38.33%	<div><div></div></div>
AGAINST	523	61.67%	<div><div></div></div>
Total Votes Cast	848	100.00%	<div><div></div></div>
Overvotes	0		
Undervotes	6		
Contest Totals	854		

Proposition D – Lovejoy ISD  
Vote For 1

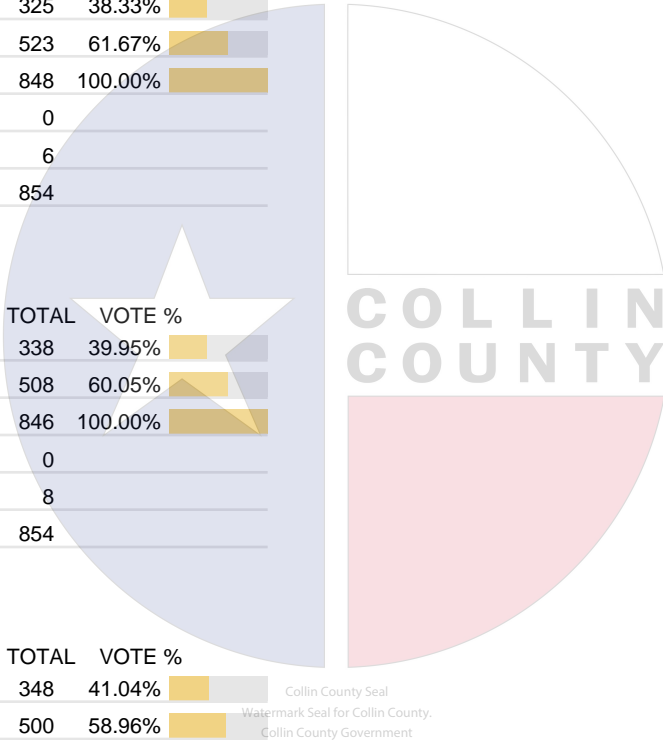
	TOTAL	VOTE %	
FOR	338	39.95%	<div><div></div></div>
AGAINST	508	60.05%	<div><div></div></div>
Total Votes Cast	846	100.00%	<div><div></div></div>
Overvotes	0		
Undervotes	8		
Contest Totals	854		

Proposition E – Lovejoy ISD  
Vote For 1

	TOTAL	VOTE %	
FOR	348	41.04%	<div><div></div></div>
AGAINST	500	58.96%	<div><div></div></div>
Total Votes Cast	848	100.00%	<div><div></div></div>
Overvotes	0		
Undervotes	6		
Contest Totals	854		

Board of Trustees, Place 7 – McKinney ISD  
Vote For 1

	TOTAL	VOTE %	
Harvey Oaxaca	1	100.00%	<div><div></div></div>
Total Votes Cast	1	100.00%	<div><div></div></div>
Overvotes	0		
Undervotes	0		
Contest Totals	1		



PCT 129

Statistics	TOTAL
Registered Voters - Total	4,378
Ballots Cast - Total	667
Voter Turnout - Total	15.24%

Trustee, Place 4 - Collin Co. Comm. College Dist.  
Vote For 1

	TOTAL	VOTE %
Tamara Thomas	211	40.73%
Staci L. Weaver	307	59.27%
Total Votes Cast	518	100.00%
Overvotes	0	
Undervotes	149	
Contest Totals	667	

Trustee, Place 5 - Collin Co. Comm. College Dist  
Vote For 1

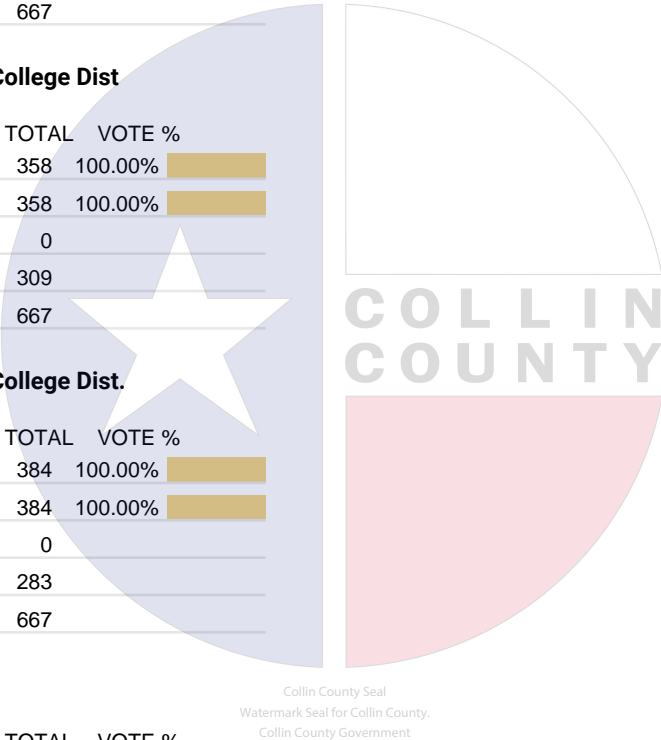
	TOTAL	VOTE %
Raj Menon	358	100.00%
Total Votes Cast	358	100.00%
Overvotes	0	
Undervotes	309	
Contest Totals	667	

Trustee, Place 6 - Collin Co. Comm. College Dist.  
Vote For 1

	TOTAL	VOTE %
Justin Adcock	384	100.00%
Total Votes Cast	384	100.00%
Overvotes	0	
Undervotes	283	
Contest Totals	667	

Mayor – City of McKinney  
Vote For 1

	TOTAL	VOTE %
Matt “Doc” Rostami	50	7.60%
Taylor Willingham	33	5.02%
Bill Cox	326	49.54%
Scott Sanford	249	37.84%
Total Votes Cast	658	100.00%
Overvotes	0	
Undervotes	9	
Contest Totals	667	



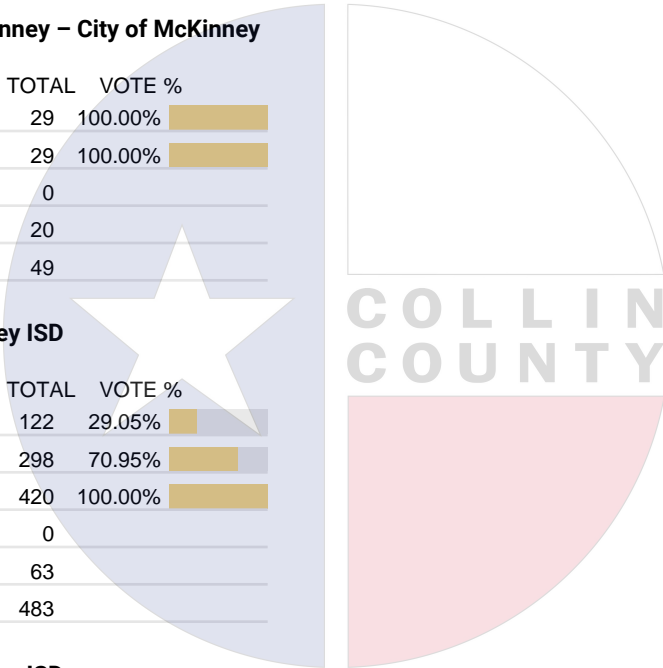
PCT 129

Council Member, At-Large No. 1 – City of McKinney		
Vote For 1		
	TOTAL	VOTE %
Brian J. Magnuson	92	15.36%
Derrick Tarver	113	18.86%
Ernest Lynch	190	31.72%
Taha Ansari	87	14.52%
Jim Garrison	117	19.53%
Total Votes Cast	599	100.00%
Overvotes	0	
Undervotes	68	
Contest Totals	667	

Council Member, District No. 1, McKinney – City of McKinney		
Vote For 1		
	TOTAL	VOTE %
Justin Beller	29	100.00%
Total Votes Cast	29	100.00%
Overvotes	0	
Undervotes	20	
Contest Totals	49	

Board of Trustees, Place 3 – McKinney ISD		
Vote For 1		
	TOTAL	VOTE %
Chad Green	122	29.05%
Corey Homer	298	70.95%
Total Votes Cast	420	100.00%
Overvotes	0	
Undervotes	63	
Contest Totals	483	

Board of Trustees, Place 7 – McKinney ISD		
Vote For 1		
	TOTAL	VOTE %
Harvey Oaxaca	434	100.00%
Total Votes Cast	434	100.00%
Overvotes	0	
Undervotes	233	
Contest Totals	667	



Collin County Seal  
Watermark Seal for Collin County,  
Collin County Government

PCT 130

Statistics	TOTAL
Registered Voters - Total	3,851
Ballots Cast - Total	225
Voter Turnout - Total	5.84%

Trustee, Place 4 - Collin Co. Comm. College Dist.  
Vote For 1

	TOTAL	VOTE %	
Tamara Thomas	130	63.73%	<div><div></div></div>
Staci L. Weaver	74	36.27%	<div><div></div></div>
Total Votes Cast	204	100.00%	<div><div></div></div>
Overvotes	0		
Undervotes	21		
Contest Totals	225		

Trustee, Place 5 - Collin Co. Comm. College Dist.  
Vote For 1

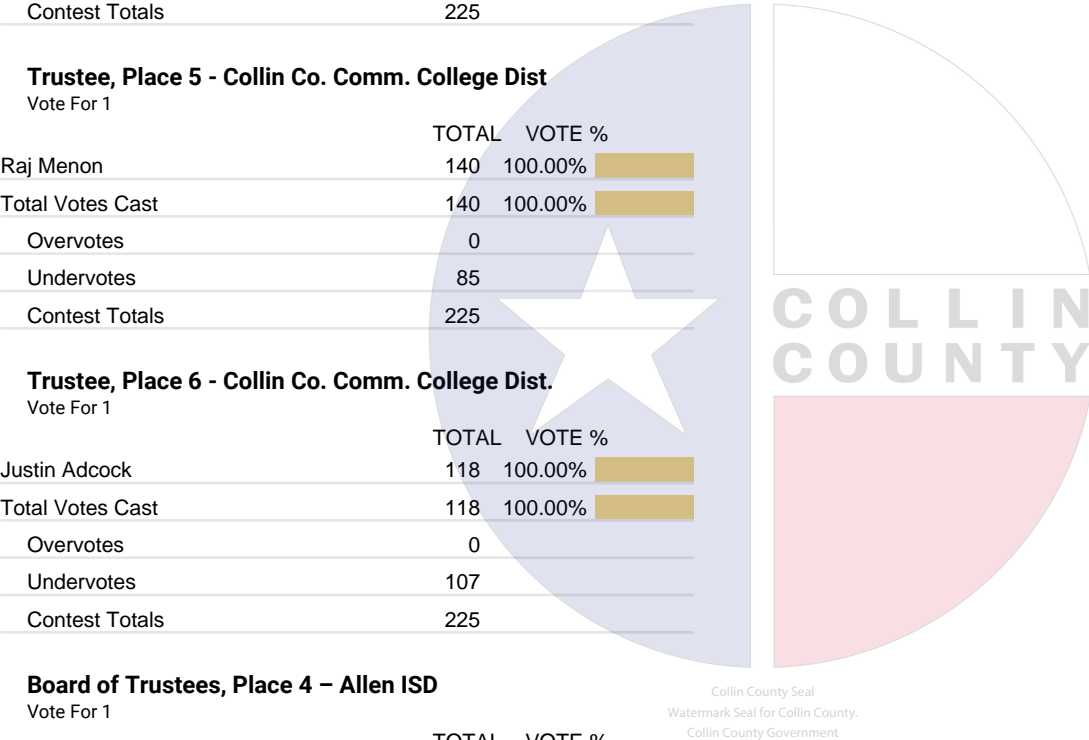
	TOTAL	VOTE %	
Raj Menon	140	100.00%	<div><div></div></div>
Total Votes Cast	140	100.00%	<div><div></div></div>
Overvotes	0		
Undervotes	85		
Contest Totals	225		

Trustee, Place 6 - Collin Co. Comm. College Dist.  
Vote For 1

	TOTAL	VOTE %	
Justin Adcock	118	100.00%	<div><div></div></div>
Total Votes Cast	118	100.00%	<div><div></div></div>
Overvotes	0		
Undervotes	107		
Contest Totals	225		

Board of Trustees, Place 4 - Allen ISD  
Vote For 1

	TOTAL	VOTE %	
Rosalind Lewis	24	41.38%	<div><div></div></div>
Becca Kinnear	34	58.62%	<div><div></div></div>
Total Votes Cast	58	100.00%	<div><div></div></div>
Overvotes	0		
Undervotes	5		
Contest Totals	63		



## PCT 130

### Board of Trustees, Place 5 – Allen ISD

Vote For 1

	TOTAL	VOTE %	
Kit McKee	28	46.67%	<div><div></div></div>
Amanda Campbell	32	53.33%	<div><div></div></div>
Total Votes Cast	60	100.00%	<div><div></div></div>
Overvotes	0		
Undervotes	3		
Contest Totals	63		

### Trustee, Place 1 – Plano ISD

Vote For 1

	TOTAL	VOTE %	
Lauren Tyra	113	100.00%	<div><div></div></div>
Total Votes Cast	113	100.00%	<div><div></div></div>
Overvotes	0		
Undervotes	49		
Contest Totals	162		

### Trustee, Place 2 – Plano ISD

Vote For 1

	TOTAL	VOTE %	
Sam Johnson	125	85.62%	<div><div></div></div>
Xiomar Pierre	21	14.38%	<div><div></div></div>
Total Votes Cast	146	100.00%	<div><div></div></div>
Overvotes	0		
Undervotes	16		
Contest Totals	162		

### Trustee, Place 3 – Plano ISD


Vote For 1

	TOTAL	VOTE %	
Nancy C. Humphrey	112	74.17%	<div><div></div></div>
Harper Weaver	39	25.83%	<div><div></div></div>
Total Votes Cast	151	100.00%	<div><div></div></div>
Overvotes	0		
Undervotes	11		
Contest Totals	162		

### Trustee, Place 6 – Plano ISD

Vote For 1

	TOTAL	VOTE %	
Andrew Rettke	8	5.26%	<div><div></div></div>
Elisa Klein	122	80.26%	<div><div></div></div>
Dash Weerasinghe	22	14.47%	<div><div></div></div>
Total Votes Cast	152	100.00%	<div><div></div></div>
Overvotes	0		
Undervotes	10		
Contest Totals	162		



PCT 131

Statistics	TOTAL
Registered Voters - Total	2,976
Ballots Cast - Total	601
Voter Turnout - Total	20.19%

Trustee, Place 4 - Collin Co. Comm. College Dist.  
Vote For 1

	TOTAL	VOTE %
Tamara Thomas	154	35.65%
Staci L. Weaver	278	64.35%
Total Votes Cast	432	100.00%
Overvotes	0	
Undervotes	169	
Contest Totals	601	

Trustee, Place 5 - Collin Co. Comm. College Dist.  
Vote For 1

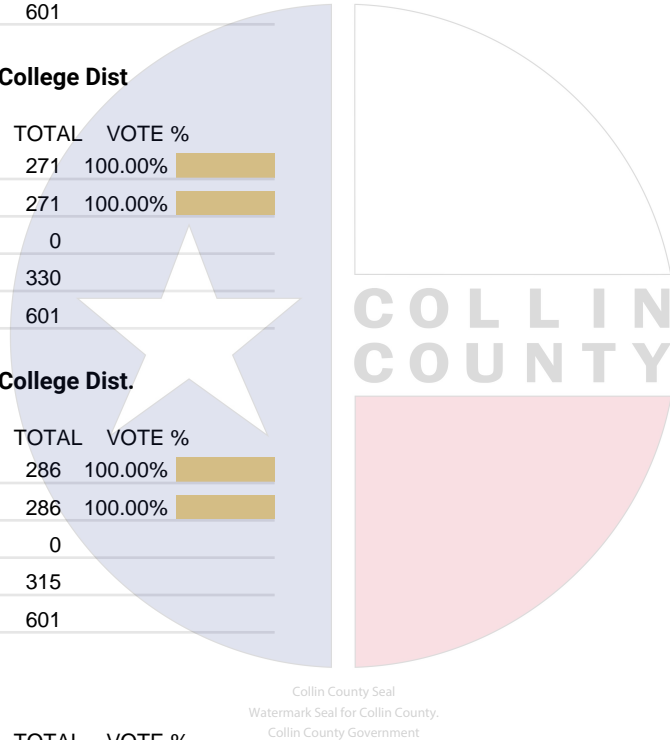
	TOTAL	VOTE %
Raj Menon	271	100.00%
Total Votes Cast	271	100.00%
Overvotes	0	
Undervotes	330	
Contest Totals	601	

Trustee, Place 6 - Collin Co. Comm. College Dist.  
Vote For 1

	TOTAL	VOTE %
Justin Adcock	286	100.00%
Total Votes Cast	286	100.00%
Overvotes	0	
Undervotes	315	
Contest Totals	601	

Mayor – City of McKinney  
Vote For 1

	TOTAL	VOTE %
Matt “Doc” Rostami	25	4.17%
Taylor Willingham	26	4.34%
Bill Cox	257	42.90%
Scott Sanford	291	48.58%
Total Votes Cast	599	100.00%
Overvotes	0	
Undervotes	2	
Contest Totals	601	



PCT 131

Council Member, At-Large No. 1 – City of McKinney

	TOTAL	VOTE %	
Brian J. Magnuson	90	17.31%	<div><div></div></div>
Derrick Tarver	75	14.42%	<div><div></div></div>
Ernest Lynch	159	30.58%	<div><div></div></div>
Taha Ansari	62	11.92%	<div><div></div></div>
Jim Garrison	134	25.77%	<div><div></div></div>
Total Votes Cast	520	100.00%	<div><div></div></div>
Overvotes	0		
Undervotes	81		
Contest Totals	601		

Council Member, District No. 3, McKinney – City of McKinney

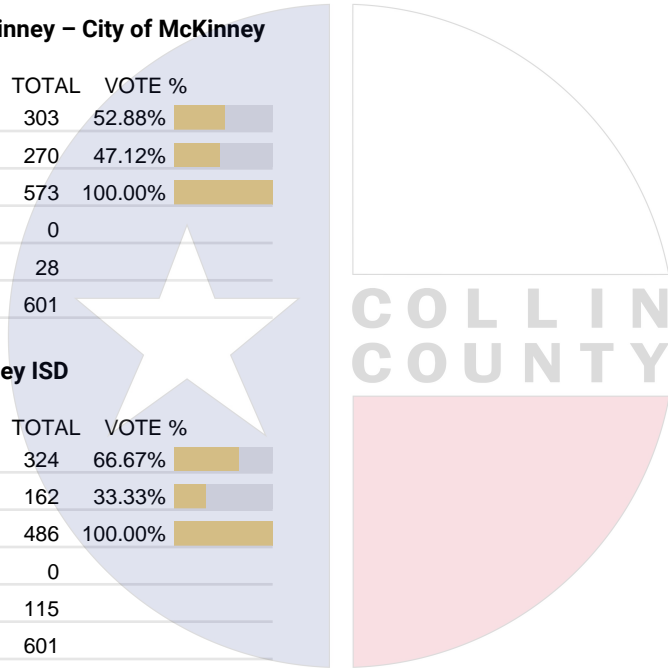
	TOTAL	VOTE %	
Gere Feltus	303	52.88%	<div><div></div></div>
Tammy Warren	270	47.12%	<div><div></div></div>
Total Votes Cast	573	100.00%	<div><div></div></div>
Overvotes	0		
Undervotes	28		
Contest Totals	601		

Board of Trustees, Place 2 – McKinney ISD

	TOTAL	VOTE %	
Kenneth Ussery	324	66.67%	<div><div></div></div>
Deborah Klosky	162	33.33%	<div><div></div></div>
Total Votes Cast	486	100.00%	<div><div></div></div>
Overvotes	0		
Undervotes	115		
Contest Totals	601		

Board of Trustees, Place 7 – McKinney ISD

	TOTAL	VOTE %	
Harvey Oaxaca	366	100.00%	<div><div></div></div>
Total Votes Cast	366	100.00%	<div><div></div></div>
Overvotes	0		
Undervotes	235		
Contest Totals	601		



Collin County Seal  
Watermark Seal for Collin County,  
Collin County Government



PCT 132

Statistics	TOTAL
Registered Voters - Total	2,725
Ballots Cast - Total	322
Voter Turnout - Total	11.82%

Trustee, Place 4 - Collin Co. Comm. College Dist.  
Vote For 1

	TOTAL	VOTE %	
Tamara Thomas	103	44.02%	<div><div></div></div>
Staci L. Weaver	131	55.98%	<div><div></div></div>
Total Votes Cast	234	100.00%	<div><div></div></div>
Overvotes	0		
Undervotes	88		
Contest Totals	322		

Trustee, Place 5 - Collin Co. Comm. College Dist.  
Vote For 1

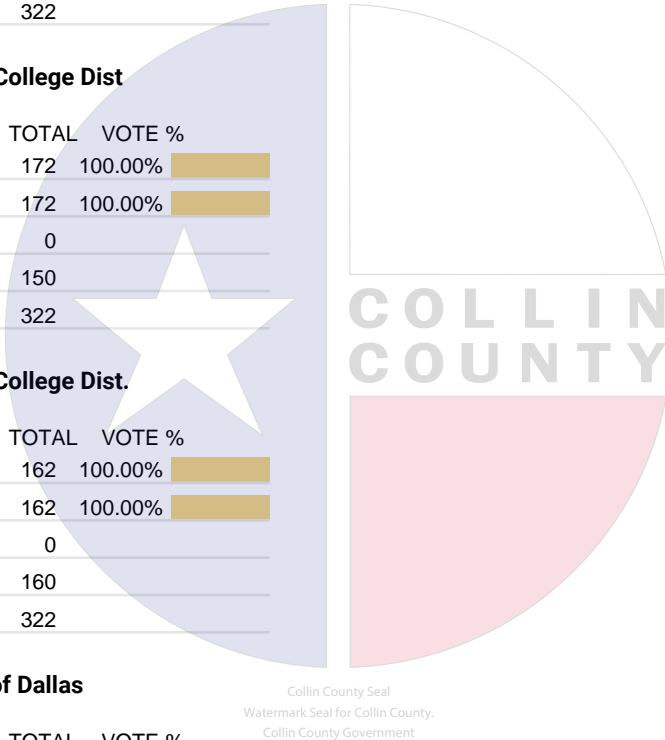
	TOTAL	VOTE %	
Raj Menon	172	100.00%	<div><div></div></div>
Total Votes Cast	172	100.00%	<div><div></div></div>
Overvotes	0		
Undervotes	150		
Contest Totals	322		

Trustee, Place 6 - Collin Co. Comm. College Dist.  
Vote For 1

	TOTAL	VOTE %	
Justin Adcock	162	100.00%	<div><div></div></div>
Total Votes Cast	162	100.00%	<div><div></div></div>
Overvotes	0		
Undervotes	160		
Contest Totals	322		

Member of Council, Place 12 – City of Dallas  
Vote For 1

	TOTAL	VOTE %	
Cara Mendelsohn	190	59.19%	<div><div></div></div>
Marc Rossouw	114	35.51%	<div><div></div></div>
Jose Cavazos	17	5.30%	<div><div></div></div>
Total Votes Cast	321	100.00%	<div><div></div></div>
Overvotes	0		
Undervotes	1		
Contest Totals	322		



PCT 132

Trustee, Place 1 – Plano ISD  
Vote For 1

	TOTAL	VOTE %	
Lauren Tyra	180	100.00%	<div><div></div></div>
Total Votes Cast	180	100.00%	<div><div></div></div>
Overvotes	0		
Undervotes	142		
Contest Totals	322		

Trustee, Place 2 – Plano ISD  
Vote For 1

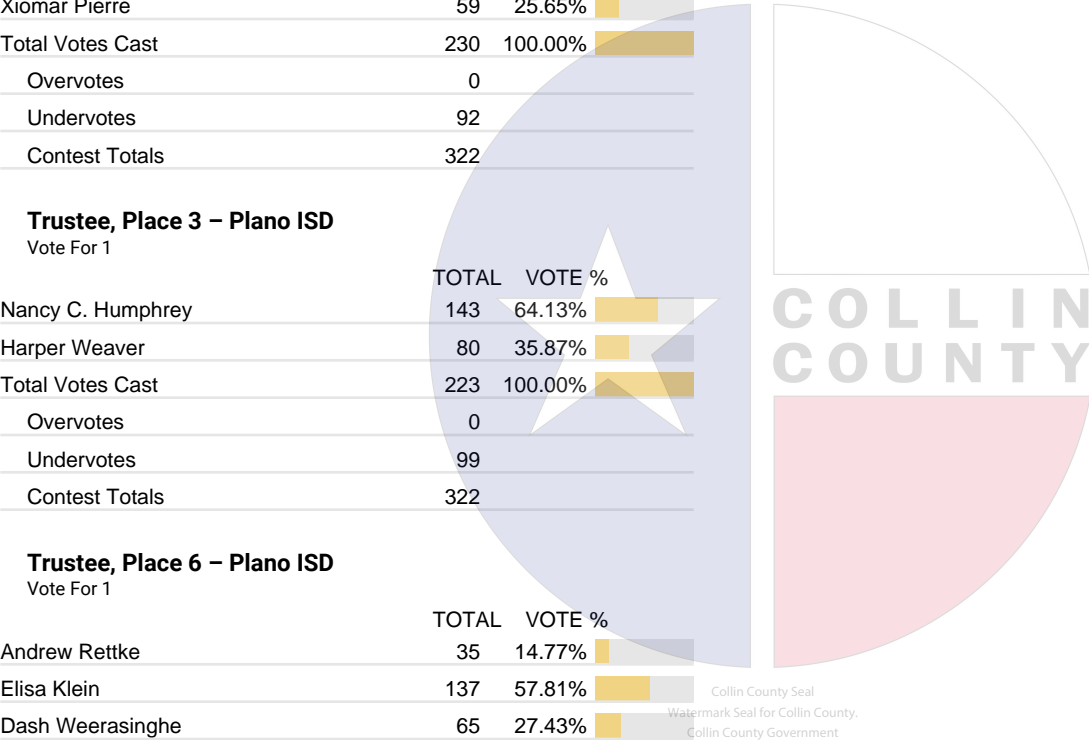
	TOTAL	VOTE %	
Sam Johnson	171	74.35%	<div><div></div></div>
Xiomar Pierre	59	25.65%	<div><div></div></div>
Total Votes Cast	230	100.00%	<div><div></div></div>
Overvotes	0		
Undervotes	92		
Contest Totals	322		

Trustee, Place 3 – Plano ISD  
Vote For 1

	TOTAL	VOTE %	
Nancy C. Humphrey	143	64.13%	<div><div></div></div>
Harper Weaver	80	35.87%	<div><div></div></div>
Total Votes Cast	223	100.00%	<div><div></div></div>
Overvotes	0		
Undervotes	99		
Contest Totals	322		

Trustee, Place 6 – Plano ISD  
Vote For 1

	TOTAL	VOTE %	
Andrew Rettke	35	14.77%	<div><div></div></div>
Elisa Klein	137	57.81%	<div><div></div></div>
Dash Weerasinghe	65	27.43%	<div><div></div></div>
Total Votes Cast	237	100.00%	<div><div></div></div>
Overvotes	0		
Undervotes	85		
Contest Totals	322		



PCT 133

Statistics	TOTAL
Registered Voters - Total	2,867
Ballots Cast - Total	140
Voter Turnout - Total	4.88%

Trustee, Place 4 - Collin Co. Comm. College Dist.  
Vote For 1

	TOTAL	VOTE %
Tamara Thomas	23	20.54%
Staci L. Weaver	89	79.46%
Total Votes Cast	112	100.00%
Overvotes	0	
Undervotes	28	
Contest Totals	140	

Trustee, Place 5 - Collin Co. Comm. College Dist.  
Vote For 1

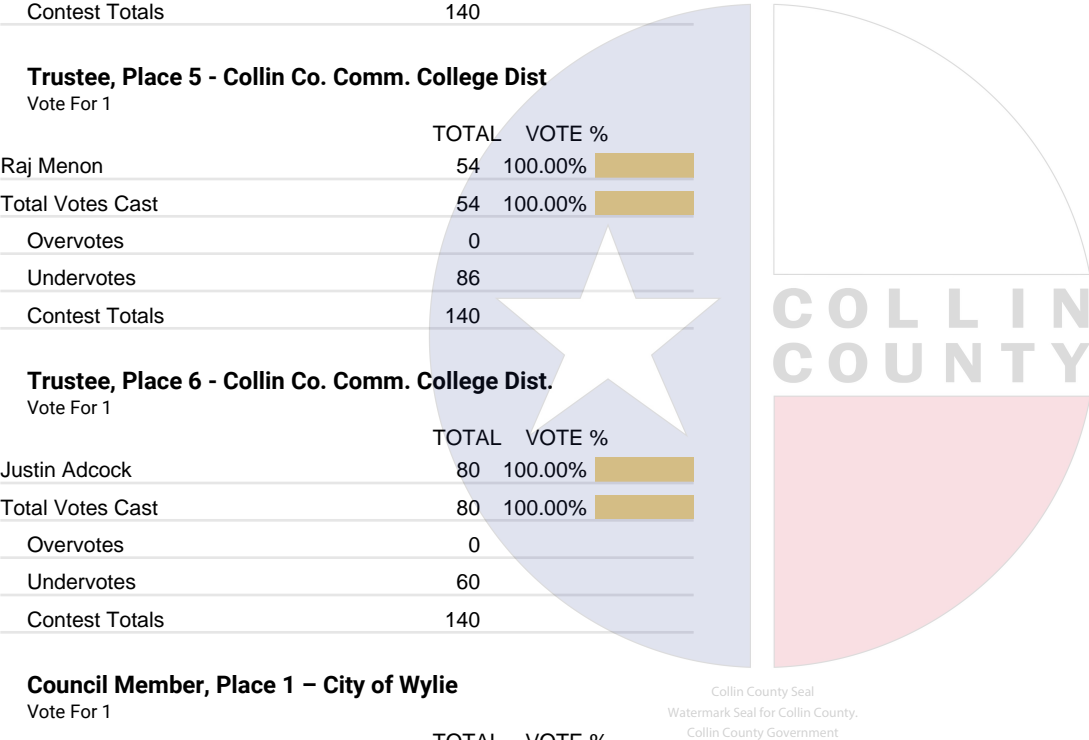
	TOTAL	VOTE %
Raj Menon	54	100.00%
Total Votes Cast	54	100.00%
Overvotes	0	
Undervotes	86	
Contest Totals	140	

Trustee, Place 6 - Collin Co. Comm. College Dist.  
Vote For 1

	TOTAL	VOTE %
Justin Adcock	80	100.00%
Total Votes Cast	80	100.00%
Overvotes	0	
Undervotes	60	
Contest Totals	140	

Council Member, Place 1 - City of Wylie  
Vote For 1

	TOTAL	VOTE %
David R. Duke	84	100.00%
Total Votes Cast	84	100.00%
Overvotes	0	
Undervotes	56	
Contest Totals	140	



PCT 133

Council Member, Place 3 – City of Wylie  
Vote For 1

	TOTAL	VOTE %	
Hamza Fraz	37	27.01%	<div><div></div></div>
Todd J. Pickens	100	72.99%	<div><div></div></div>
Total Votes Cast	137	100.00%	<div><div></div></div>
Overvotes	0		
Undervotes	3		
Contest Totals	140		

Proposition A – City of Wylie  
Vote For 1

	TOTAL	VOTE %	
FOR THE MEASURE	55	42.97%	<div><div></div></div>
AGAINST THE MEASURE	73	57.03%	<div><div></div></div>
Total Votes Cast	128	100.00%	<div><div></div></div>
Overvotes	0		
Undervotes	12		
Contest Totals	140		

Proposition B – City of Wylie  
Vote For 1

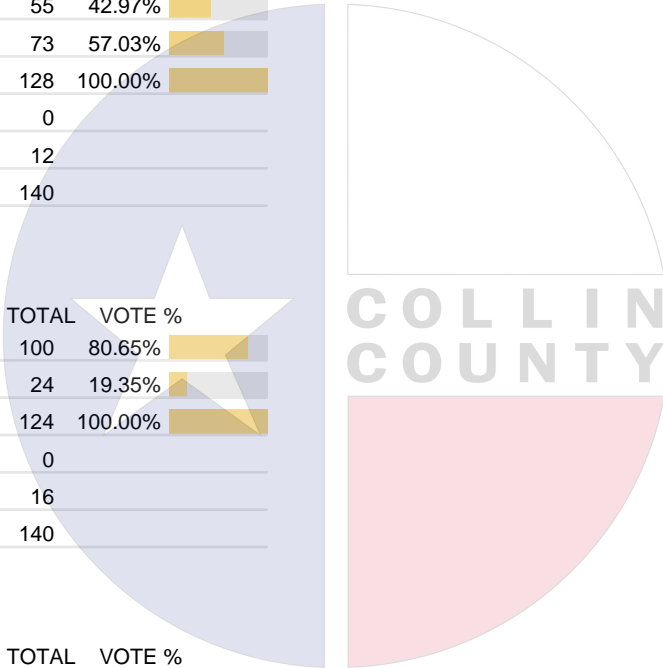
	TOTAL	VOTE %	
FOR THE MEASURE	100	80.65%	<div><div></div></div>
AGAINST THE MEASURE	24	19.35%	<div><div></div></div>
Total Votes Cast	124	100.00%	<div><div></div></div>
Overvotes	0		
Undervotes	16		
Contest Totals	140		

Proposition C – City of Wylie  
Vote For 1

	TOTAL	VOTE %	
FOR THE MEASURE	100	78.12%	<div><div></div></div>
AGAINST THE MEASURE	28	21.88%	<div><div></div></div>
Total Votes Cast	128	100.00%	<div><div></div></div>
Overvotes	0		
Undervotes	12		
Contest Totals	140		

Proposition D – City of Wylie  
Vote For 1

	TOTAL	VOTE %	
FOR THE MEASURE	107	85.60%	<div><div></div></div>
AGAINST THE MEASURE	18	14.40%	<div><div></div></div>
Total Votes Cast	125	100.00%	<div><div></div></div>
Overvotes	0		
Undervotes	15		
Contest Totals	140		



PCT 133

Proposition E – City of Wylie  
Vote For 1

	TOTAL	VOTE %	
FOR THE MEASURE	65	52.85%	<div><div></div></div>
AGAINST THE MEASURE	58	47.15%	<div><div></div></div>
Total Votes Cast	123	100.00%	<div><div></div></div>
Overvotes	0		
Undervotes	17		
Contest Totals	140		

Proposition F – City of Wylie  
Vote For 1

	TOTAL	VOTE %	
FOR THE MEASURE	79	64.23%	<div><div></div></div>
AGAINST THE MEASURE	44	35.77%	<div><div></div></div>
Total Votes Cast	123	100.00%	<div><div></div></div>
Overvotes	0		
Undervotes	17		
Contest Totals	140		

Proposition G – City of Wylie  
Vote For 1

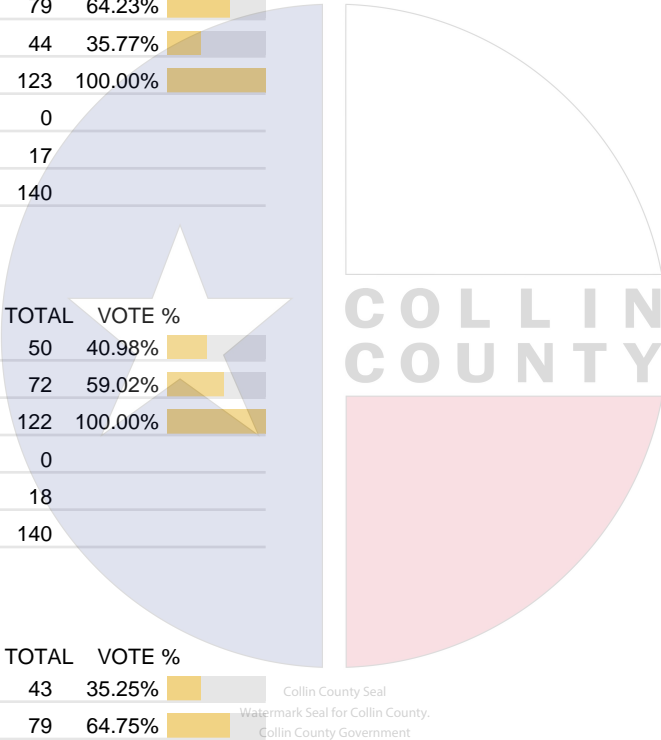
	TOTAL	VOTE %	
FOR THE MEASURE	50	40.98%	<div><div></div></div>
AGAINST THE MEASURE	72	59.02%	<div><div></div></div>
Total Votes Cast	122	100.00%	<div><div></div></div>
Overvotes	0		
Undervotes	18		
Contest Totals	140		

Proposition H – City of Wylie  
Vote For 1

	TOTAL	VOTE %	
FOR THE MEASURE	43	35.25%	<div><div></div></div>
AGAINST THE MEASURE	79	64.75%	<div><div></div></div>
Total Votes Cast	122	100.00%	<div><div></div></div>
Overvotes	0		
Undervotes	18		
Contest Totals	140		

Proposition I – City of Wylie  
Vote For 1

	TOTAL	VOTE %	
FOR THE MEASURE	73	64.04%	<div><div></div></div>
AGAINST THE MEASURE	41	35.96%	<div><div></div></div>
Total Votes Cast	114	100.00%	<div><div></div></div>
Overvotes	0		
Undervotes	26		
Contest Totals	140		



## PCT 133

### Proposition J – City of Wylie

Vote For 1

	TOTAL	VOTE %	
FOR THE MEASURE	103	83.74%	<div><div></div></div>
AGAINST THE MEASURE	20	16.26%	<div><div></div></div>
Total Votes Cast	123	100.00%	<div><div></div></div>
Overvotes	0		
Undervotes	17		
Contest Totals	140		

### Proposition K – City of Wylie

Vote For 1

	TOTAL	VOTE %	
FOR THE MEASURE	66	55.93%	<div><div></div></div>
AGAINST THE MEASURE	52	44.07%	<div><div></div></div>
Total Votes Cast	118	100.00%	<div><div></div></div>
Overvotes	0		
Undervotes	22		
Contest Totals	140		

### Proposition L – City of Wylie

Vote For 1

	TOTAL	VOTE %	
FOR THE MEASURE	113	90.40%	<div><div></div></div>
AGAINST THE MEASURE	12	9.60%	<div><div></div></div>
Total Votes Cast	125	100.00%	<div><div></div></div>
Overvotes	0		
Undervotes	15		
Contest Totals	140		

### Proposition M – City of Wylie

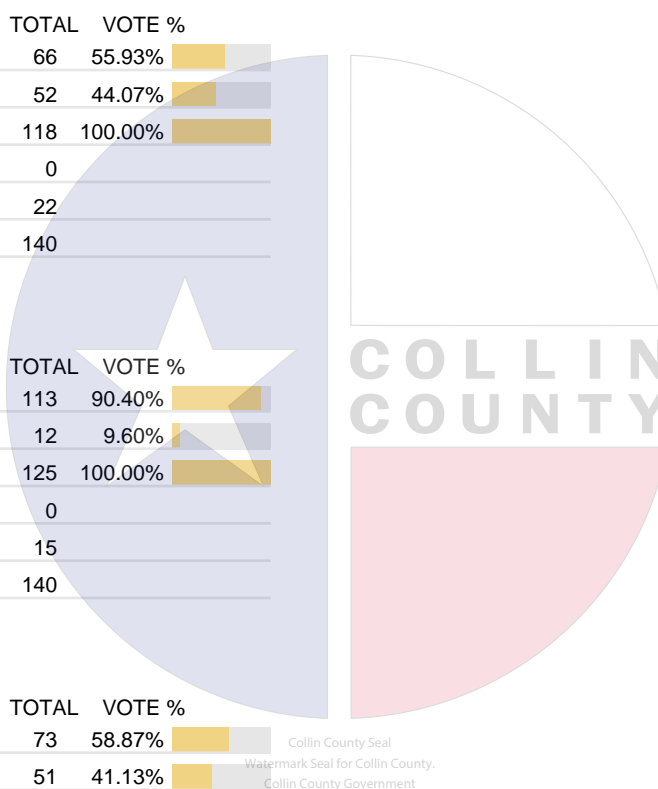
Vote For 1

	TOTAL	VOTE %	
FOR THE MEASURE	73	58.87%	<div><div></div></div>
AGAINST THE MEASURE	51	41.13%	<div><div></div></div>
Total Votes Cast	124	100.00%	<div><div></div></div>
Overvotes	0		
Undervotes	16		
Contest Totals	140		

### Proposition N – City of Wylie

Vote For 1

	TOTAL	VOTE %	
FOR THE MEASURE	44	38.94%	<div><div></div></div>
AGAINST THE MEASURE	69	61.06%	<div><div></div></div>
Total Votes Cast	113	100.00%	<div><div></div></div>
Overvotes	0		
Undervotes	27		
Contest Totals	140		



PCT 133

Proposition O – City of Wylie  
Vote For 1

	TOTAL	VOTE %	
FOR THE MEASURE	82	71.30%	<div><div></div></div>
AGAINST THE MEASURE	33	28.70%	<div><div></div></div>
Total Votes Cast	115	100.00%	<div><div></div></div>
Overvotes	0		
Undervotes	25		
Contest Totals	140		

Proposition P – City of Wylie  
Vote For 1

	TOTAL	VOTE %	
FOR THE MEASURE	76	62.81%	<div><div></div></div>
AGAINST THE MEASURE	45	37.19%	<div><div></div></div>
Total Votes Cast	121	100.00%	<div><div></div></div>
Overvotes	0		
Undervotes	19		
Contest Totals	140		

Proposition Q – City of Wylie  
Vote For 1

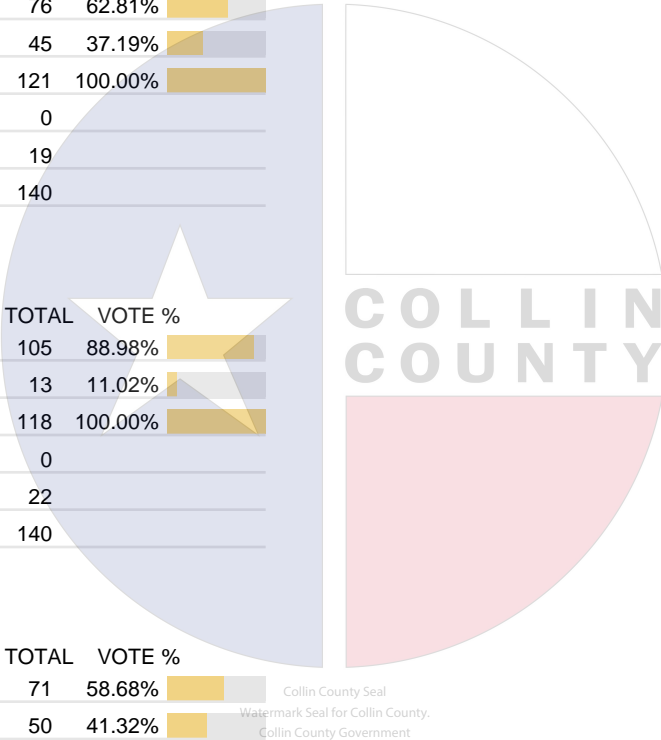
	TOTAL	VOTE %	
FOR THE MEASURE	105	88.98%	<div><div></div></div>
AGAINST THE MEASURE	13	11.02%	<div><div></div></div>
Total Votes Cast	118	100.00%	<div><div></div></div>
Overvotes	0		
Undervotes	22		
Contest Totals	140		

Proposition R – City of Wylie  
Vote For 1

	TOTAL	VOTE %	
FOR THE MEASURE	71	58.68%	<div><div></div></div>
AGAINST THE MEASURE	50	41.32%	<div><div></div></div>
Total Votes Cast	121	100.00%	<div><div></div></div>
Overvotes	0		
Undervotes	19		
Contest Totals	140		

Proposition S – City of Wylie  
Vote For 1

	TOTAL	VOTE %	
FOR THE MEASURE	86	73.50%	<div><div></div></div>
AGAINST THE MEASURE	31	26.50%	<div><div></div></div>
Total Votes Cast	117	100.00%	<div><div></div></div>
Overvotes	0		
Undervotes	23		
Contest Totals	140		



## PCT 133

### Proposition T – City of Wylie

Vote For 1

	TOTAL	VOTE %	
FOR THE MEASURE	29	24.58%	<div><div></div></div>
AGAINST THE MEASURE	89	75.42%	<div><div></div></div>
Total Votes Cast	118	100.00%	<div><div></div></div>
Overvotes	0		
Undervotes	22		
Contest Totals	140		

### Proposition U – City of Wylie

Vote For 1

	TOTAL	VOTE %	
FOR THE MEASURE	97	79.51%	<div><div></div></div>
AGAINST THE MEASURE	25	20.49%	<div><div></div></div>
Total Votes Cast	122	100.00%	<div><div></div></div>
Overvotes	0		
Undervotes	18		
Contest Totals	140		

### Proposition V – City of Wylie

Vote For 1

	TOTAL	VOTE %	
FOR THE MEASURE	68	55.74%	<div><div></div></div>
AGAINST THE MEASURE	54	44.26%	<div><div></div></div>
Total Votes Cast	122	100.00%	<div><div></div></div>
Overvotes	0		
Undervotes	18		
Contest Totals	140		

### Proposition W – City of Wylie

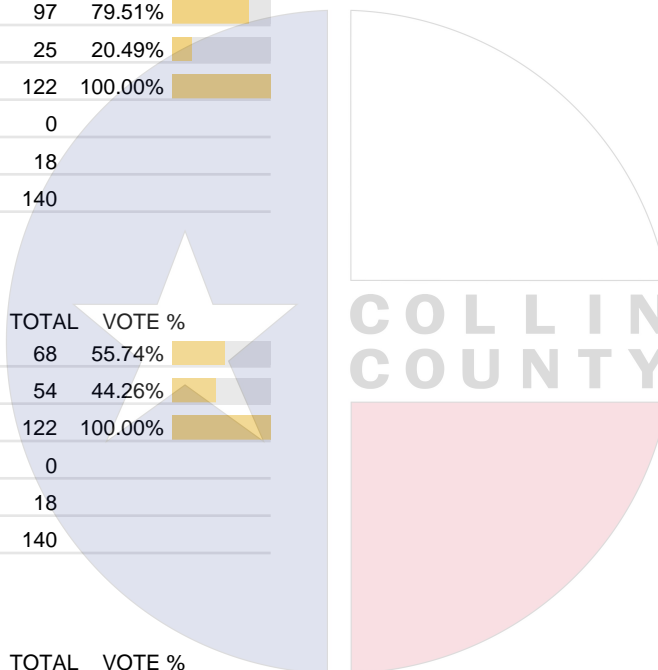
Vote For 1

	TOTAL	VOTE %	
FOR THE MEASURE	87	72.50%	<div><div></div></div>
AGAINST THE MEASURE	33	27.50%	<div><div></div></div>
Total Votes Cast	120	100.00%	<div><div></div></div>
Overvotes	0		
Undervotes	20		
Contest Totals	140		

### Proposition X – City of Wylie

Vote For 1

	TOTAL	VOTE %	
FOR THE MEASURE	90	73.77%	<div><div></div></div>
AGAINST THE MEASURE	32	26.23%	<div><div></div></div>
Total Votes Cast	122	100.00%	<div><div></div></div>
Overvotes	0		
Undervotes	18		
Contest Totals	140		





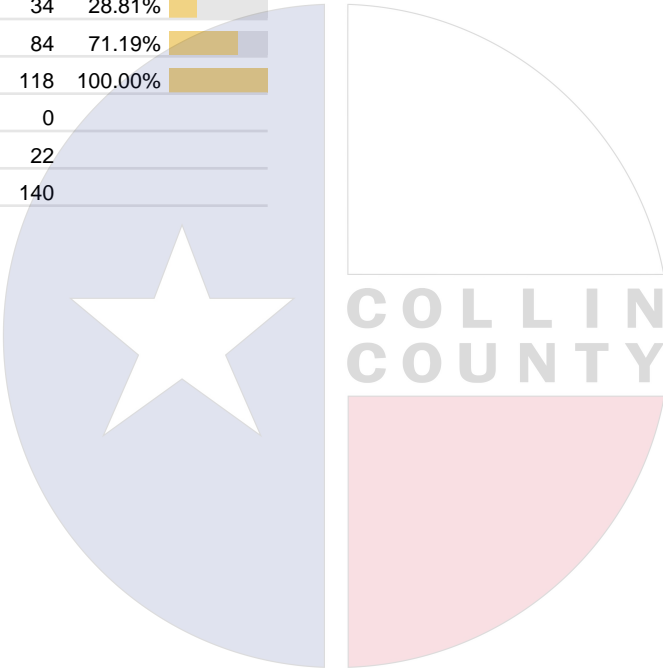
PCT 133

Proposition Y – City of Wylie  
Vote For 1

	TOTAL	VOTE %	
FOR THE MEASURE	84	71.19%	<div><div></div></div>
AGAINST THE MEASURE	34	28.81%	<div><div></div></div>
Total Votes Cast	118	100.00%	<div><div></div></div>
Overvotes	0		
Undervotes	22		
Contest Totals	140		

Proposition Z – City of Wylie  
Vote For 1

	TOTAL	VOTE %	
FOR THE MEASURE	34	28.81%	<div><div></div></div>
AGAINST THE MEASURE	84	71.19%	<div><div></div></div>
Total Votes Cast	118	100.00%	<div><div></div></div>
Overvotes	0		
Undervotes	22		
Contest Totals	140		



Collin County Seal  
Watermark Seal for Collin County.  
Collin County Government

PCT 134

Statistics	TOTAL
Registered Voters - Total	4,030
Ballots Cast - Total	439
Voter Turnout - Total	10.89%

Trustee, Place 4 - Collin Co. Comm. College Dist.  
Vote For 1

	TOTAL	VOTE %	
Tamara Thomas	157	43.25%	<div><div></div></div>
Staci L. Weaver	206	56.75%	<div><div></div></div>
Total Votes Cast	363	100.00%	<div><div></div></div>
Overvotes	0		
Undervotes	76		
Contest Totals	439		

Trustee, Place 5 - Collin Co. Comm. College Dist.  
Vote For 1

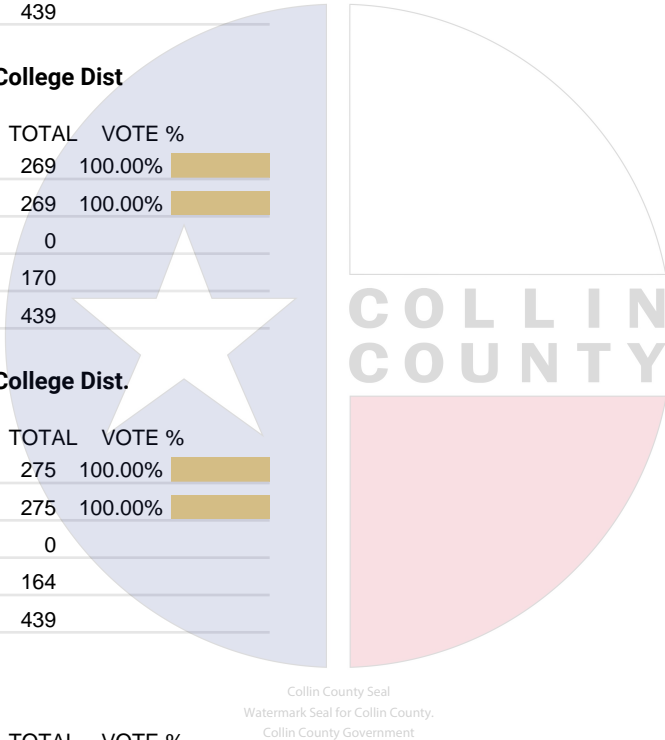
	TOTAL	VOTE %	
Raj Menon	269	100.00%	<div><div></div></div>
Total Votes Cast	269	100.00%	<div><div></div></div>
Overvotes	0		
Undervotes	170		
Contest Totals	439		

Trustee, Place 6 - Collin Co. Comm. College Dist.  
Vote For 1

	TOTAL	VOTE %	
Justin Adcock	275	100.00%	<div><div></div></div>
Total Votes Cast	275	100.00%	<div><div></div></div>
Overvotes	0		
Undervotes	164		
Contest Totals	439		

City Council, Place 2 – City of Frisco  
Vote For 1

	TOTAL	VOTE %	
Burt Thakur	162	40.10%	<div><div></div></div>
Sai Krishnarajanagar	55	13.61%	<div><div></div></div>
Tammy Meinershagen	187	46.29%	<div><div></div></div>
Total Votes Cast	404	100.00%	<div><div></div></div>
Overvotes	0		
Undervotes	35		
Contest Totals	439		



PCT 134

City Council, Place 4 – City of Frisco  
Vote For 1

	TOTAL	VOTE %	
Josh Meek	76	17.88%	<div><div></div></div>
Jared Elad	145	34.12%	<div><div></div></div>
Jerry Spencer	26	6.12%	<div><div></div></div>
Gopal Ponangi	113	26.59%	<div><div></div></div>
Sangita Datta	65	15.29%	<div><div></div></div>
Total Votes Cast	425	100.00%	<div><div></div></div>
Overvotes	0		
Undervotes	14		
Contest Totals	439		

Proposition A – City of Frisco  
Vote For 1

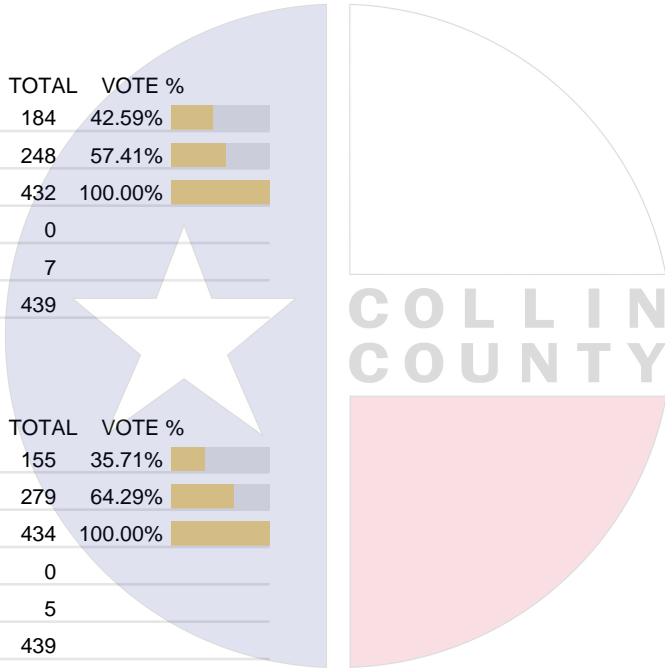
	TOTAL	VOTE %	
For	184	42.59%	<div><div></div></div>
Against	248	57.41%	<div><div></div></div>
Total Votes Cast	432	100.00%	<div><div></div></div>
Overvotes	0		
Undervotes	7		
Contest Totals	439		

Proposition B – City of Frisco  
Vote For 1

	TOTAL	VOTE %	
For	155	35.71%	<div><div></div></div>
Against	279	64.29%	<div><div></div></div>
Total Votes Cast	434	100.00%	<div><div></div></div>
Overvotes	0		
Undervotes	5		
Contest Totals	439		

Proposition C – City of Frisco  
Vote For 1

	TOTAL	VOTE %	
For	329	77.23%	<div><div></div></div>
Against	97	22.77%	<div><div></div></div>
Total Votes Cast	426	100.00%	<div><div></div></div>
Overvotes	0		
Undervotes	13		
Contest Totals	439		






Collin County Seal  
Watermark Seal for Collin County,  
Collin County Government

## PCT 134




### Proposition D – City of Frisco

Vote For 1

	TOTAL	VOTE %	
For	139	33.10%	
Against	281	66.90%	
Total Votes Cast	420	100.00%	
Overvotes	0		
Undervotes	19		
Contest Totals	439		




### Proposition E – City of Frisco

Vote For 1

	TOTAL	VOTE %	
For	223	53.86%	
Against	191	46.14%	
Total Votes Cast	414	100.00%	
Overvotes	0		
Undervotes	25		
Contest Totals	439		




### Proposition F – City of Frisco

Vote For 1

	TOTAL	VOTE %	
For	222	53.75%	
Against	191	46.25%	
Total Votes Cast	413	100.00%	
Overvotes	0		
Undervotes	26		
Contest Totals	439		




### Proposition G – City of Frisco

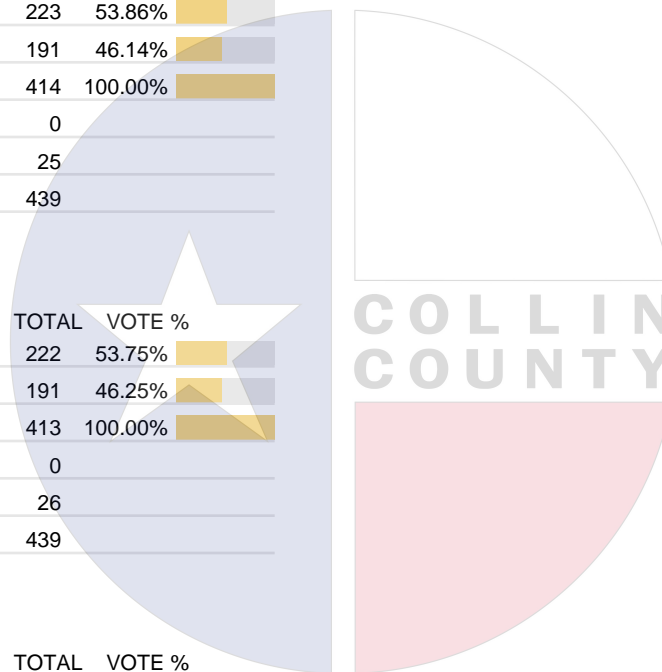
Vote For 1

	TOTAL	VOTE %	
For	299	74.01%	
Against	105	25.99%	
Total Votes Cast	404	100.00%	
Overvotes	0		
Undervotes	35		
Contest Totals	439		

### Proposition H – City of Frisco

Vote For 1

	TOTAL	VOTE %	
For	305	76.25%	
Against	95	23.75%	
Total Votes Cast	400	100.00%	
Overvotes	0		
Undervotes	39		
Contest Totals	439		



PCT 134

Proposition I – City of Frisco  
Vote For 1

	TOTAL	VOTE %	
For	207	51.88%	<div><div></div></div>
Against	192	48.12%	<div><div></div></div>
Total Votes Cast	399	100.00%	<div><div></div></div>
Overvotes	0		
Undervotes	40		
Contest Totals	439		

Proposition J – City of Frisco  
Vote For 1

	TOTAL	VOTE %	
For	215	53.48%	<div><div></div></div>
Against	187	46.52%	<div><div></div></div>
Total Votes Cast	402	100.00%	<div><div></div></div>
Overvotes	0		
Undervotes	37		
Contest Totals	439		

Proposition K – City of Frisco  
Vote For 1

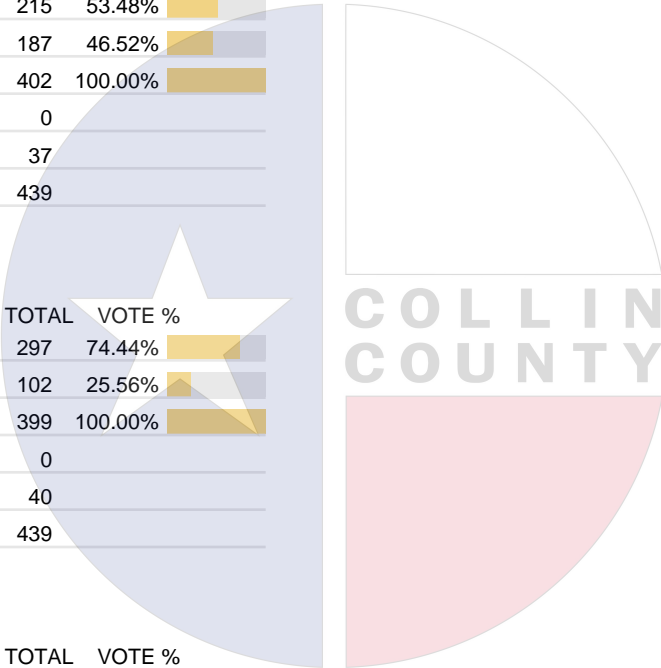
	TOTAL	VOTE %	
For	297	74.44%	<div><div></div></div>
Against	102	25.56%	<div><div></div></div>
Total Votes Cast	399	100.00%	<div><div></div></div>
Overvotes	0		
Undervotes	40		
Contest Totals	439		

Proposition L - City of Frisco  
Vote For 1

	TOTAL	VOTE %	
For	234	57.49%	<div><div></div></div>
Against	173	42.51%	<div><div></div></div>
Total Votes Cast	407	100.00%	<div><div></div></div>
Overvotes	0		
Undervotes	32		
Contest Totals	439		

Proposition M – City of Frisco  
Vote For 1

	TOTAL	VOTE %	
For	329	81.64%	<div><div></div></div>
Against	74	18.36%	<div><div></div></div>
Total Votes Cast	403	100.00%	<div><div></div></div>
Overvotes	0		
Undervotes	36		
Contest Totals	439		



Collin County Seal  
Watermark Seal for Collin County.  
Collin County Government

PCT 134

Proposition N – City of Frisco  
Vote For 1

	TOTAL	VOTE %	
For	309	76.87%	<div><div></div></div>
Against	93	23.13%	<div><div></div></div>
Total Votes Cast	402	100.00%	<div><div></div></div>
Overvotes	0		
Undervotes	37		
Contest Totals	439		

Trustee, Place 1 – Frisco ISD  
Vote For 1

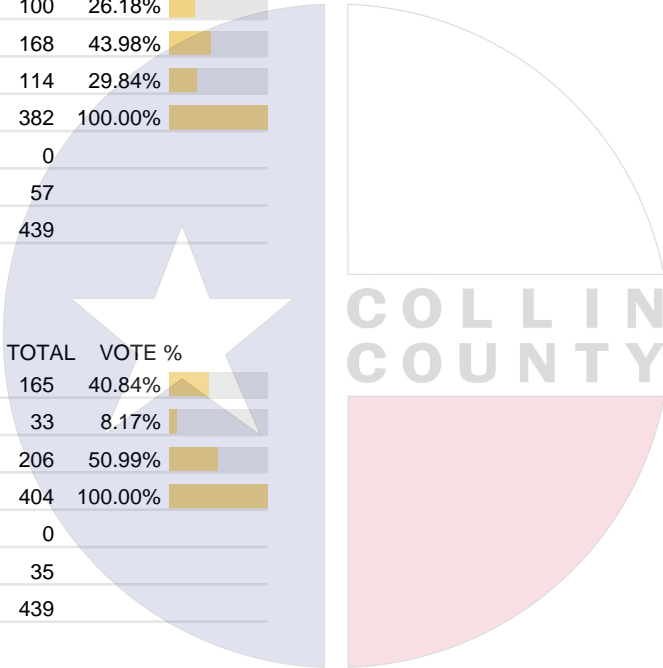
	TOTAL	VOTE %	
Amit Kalra	100	26.18%	<div><div></div></div>
Suresh Manduva	168	43.98%	<div><div></div></div>
Muni Janagarajan	114	29.84%	<div><div></div></div>
Total Votes Cast	382	100.00%	<div><div></div></div>
Overvotes	0		
Undervotes	57		
Contest Totals	439		

Trustee, Place 2 – Frisco ISD  
Vote For 1

	TOTAL	VOTE %	
Melanie Barrios Jones	165	40.84%	<div><div></div></div>
Ange Yao	33	8.17%	<div><div></div></div>
Renee Sample	206	50.99%	<div><div></div></div>
Total Votes Cast	404	100.00%	<div><div></div></div>
Overvotes	0		
Undervotes	35		
Contest Totals	439		

Trustee, Place 3 – Frisco ISD  
Vote For 1

	TOTAL	VOTE %	
Stuart Shulman	204	50.50%	<div><div></div></div>
Stephanie Elad	200	49.50%	<div><div></div></div>
Total Votes Cast	404	100.00%	<div><div></div></div>
Overvotes	0		
Undervotes	35		
Contest Totals	439		



Collin County Seal  
Watermark Seal for Collin County,  
Collin County Government

PCT 134

School Board Trustee, Place 1 – Prosper ISD


	TOTAL	VOTE %
Jorden Dial	0	
Total Votes Cast	0	
Overvotes	0	
Undervotes	0	
Contest Totals	0	

School Board Trustee, Place 3 – Prosper ISD

	TOTAL	VOTE %
Scott Bray	0	
Kelly P. Cavender	0	
Total Votes Cast	0	
Overvotes	0	
Undervotes	0	
Contest Totals	0	

School Board Trustee, Place 6 – Prosper ISD

	TOTAL	VOTE %
Janette Church	0	
Garrett Linker	0	
Total Votes Cast	0	
Overvotes	0	
Undervotes	0	
Contest Totals	0	



Collin County Seal  
Watermark Seal for Collin County.  
Collin County Government

PCT 135

Statistics	TOTAL
Registered Voters - Total	4,083
Ballots Cast - Total	390
Voter Turnout - Total	9.55%

Trustee, Place 4 - Collin Co. Comm. College Dist.  
Vote For 1

	TOTAL	VOTE %	
Tamara Thomas	182	52.91%	<div><div></div></div>
Staci L. Weaver	162	47.09%	<div><div></div></div>
Total Votes Cast	344	100.00%	<div><div></div></div>
Overvotes	0		
Undervotes	46		
Contest Totals	390		

Trustee, Place 5 - Collin Co. Comm. College Dist.  
Vote For 1

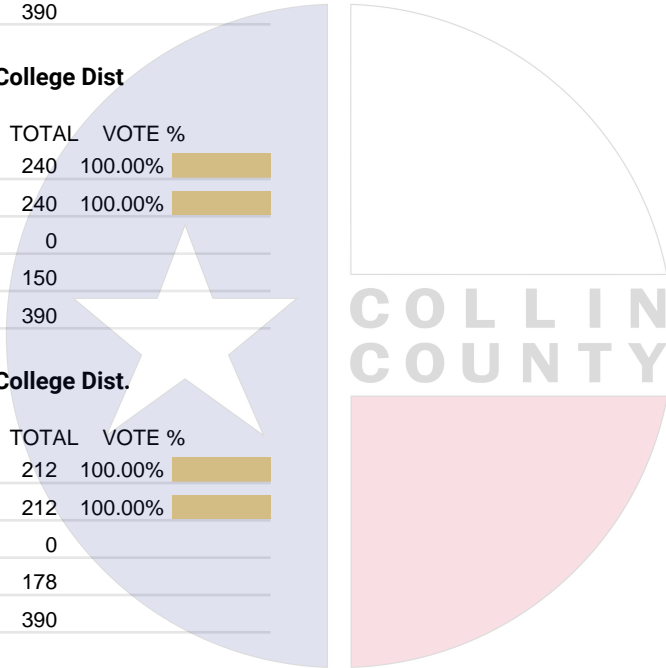
	TOTAL	VOTE %	
Raj Menon	240	100.00%	<div><div></div></div>
Total Votes Cast	240	100.00%	<div><div></div></div>
Overvotes	0		
Undervotes	150		
Contest Totals	390		

Trustee, Place 6 - Collin Co. Comm. College Dist.  
Vote For 1

	TOTAL	VOTE %	
Justin Adcock	212	100.00%	<div><div></div></div>
Total Votes Cast	212	100.00%	<div><div></div></div>
Overvotes	0		
Undervotes	178		
Contest Totals	390		

Councilmember, Place No. 2, District No. 2 – City of Plano  
Vote For 1

	TOTAL	VOTE %	
Bob Kehr	198	55.46%	<div><div></div></div>
Carson K. Underwood	64	17.93%	<div><div></div></div>
Douglas Reeves	95	26.61%	<div><div></div></div>
Total Votes Cast	357	100.00%	<div><div></div></div>
Overvotes	0		
Undervotes	33		
Contest Totals	390		



Collin County Seal  
Watermark Seal for Collin County,  
Collin County Government



PCT 135


Councilmember, Place No. 4, District No. 4 – City of Plano			
Vote For 1			
	TOTAL	VOTE %	
Cody Weaver	147	41.29%	<div><div></div></div>
Christene “Chris” Krupa Downs	209	58.71%	<div><div></div></div>
Total Votes Cast	356	100.00%	<div><div></div></div>
Overvotes	0		
Undervotes	34		
Contest Totals	390		

Councilmember, Place No. 6, Mayor – City of Plano			
Vote For 1			
	TOTAL	VOTE %	
John Muns	286	100.00%	<div><div></div></div>
Total Votes Cast	286	100.00%	<div><div></div></div>
Overvotes	0		
Undervotes	104		
Contest Totals	390		

Councilmember, Place No. 8 – City of Plano			
Vote For 1			
	TOTAL	VOTE %	
Vidal Quintanilla	199	57.35%	<div><div></div></div>
Hayden Padgett	148	42.65%	<div><div></div></div>
Total Votes Cast	347	100.00%	<div><div></div></div>
Overvotes	0		
Undervotes	43		
Contest Totals	390		

Councilmember, Place No. 5, Unexpired Term – City of Plano			
Vote For 1			
	TOTAL	VOTE %	
Gary Cary	135	39.24%	<div><div></div></div>
Steve Lavine	209	60.76%	<div><div></div></div>
Total Votes Cast	344	100.00%	<div><div></div></div>
Overvotes	0		
Undervotes	46		
Contest Totals	390		

Proposition A – City of Plano			
Vote For 1			
	TOTAL	VOTE %	
For	250	67.20%	<div><div></div></div>
Against	122	32.80%	<div><div></div></div>
Total Votes Cast	372	100.00%	<div><div></div></div>
Overvotes	0		
Undervotes	18		
Contest Totals	390		



## PCT 135

### Proposition B – City of Plano

Vote For 1

	TOTAL	VOTE %	
For	196	52.69%	<div><div></div></div>
Against	176	47.31%	<div><div></div></div>
Total Votes Cast	372	100.00%	<div><div></div></div>
Overvotes	0		
Undervotes	18		
Contest Totals	390		

### Proposition C – City of Plano

Vote For 1

	TOTAL	VOTE %	
For	204	55.89%	<div><div></div></div>
Against	161	44.11%	<div><div></div></div>
Total Votes Cast	365	100.00%	<div><div></div></div>
Overvotes	0		
Undervotes	25		
Contest Totals	390		

### Proposition D – City of Plano

Vote For 1

	TOTAL	VOTE %	
For	222	60.00%	<div><div></div></div>
Against	148	40.00%	<div><div></div></div>
Total Votes Cast	370	100.00%	<div><div></div></div>
Overvotes	0		
Undervotes	20		
Contest Totals	390		

### Proposition E – City of Plano

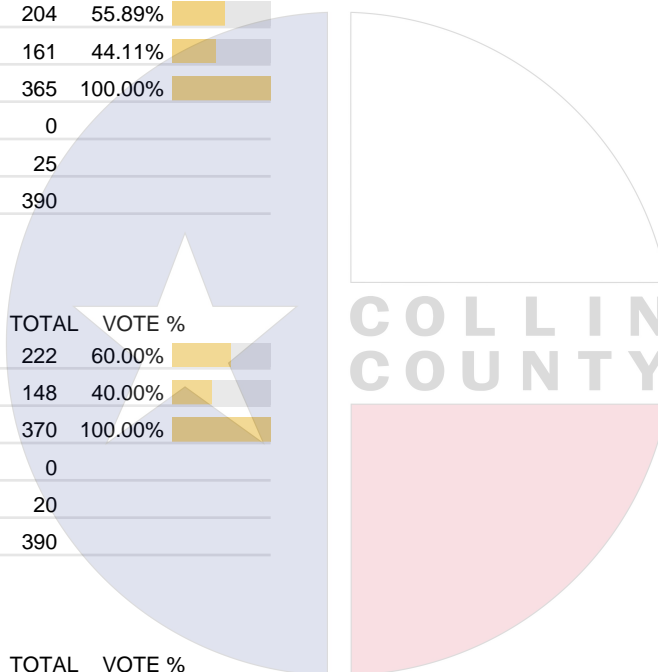
Vote For 1

	TOTAL	VOTE %	
For	175	48.21%	<div><div></div></div>
Against	188	51.79%	<div><div></div></div>
Total Votes Cast	363	100.00%	<div><div></div></div>
Overvotes	0		
Undervotes	27		
Contest Totals	390		

### Proposition F – City of Plano

Vote For 1

	TOTAL	VOTE %	
For	229	62.40%	<div><div></div></div>
Against	138	37.60%	<div><div></div></div>
Total Votes Cast	367	100.00%	<div><div></div></div>
Overvotes	0		
Undervotes	23		
Contest Totals	390		



Collin County Seal  
Watermark Seal for Collin County.  
Collin County Government

## PCT 135

### Proposition G – City of Plano

Vote For 1

	TOTAL	VOTE %	
For	248	66.85%	<div><div></div></div>
Against	123	33.15%	<div><div></div></div>
Total Votes Cast	371	100.00%	<div><div></div></div>
Overvotes	0		
Undervotes	19		
Contest Totals	390		

### Trustee, Place 1 – Frisco ISD

Vote For 1

	TOTAL	VOTE %	
Amit Kalra	83	27.39%	<div><div></div></div>
Suresh Manduva	132	43.56%	<div><div></div></div>
Muni Janagarajan	88	29.04%	<div><div></div></div>
Total Votes Cast	303	100.00%	<div><div></div></div>
Overvotes	0		
Undervotes	87		
Contest Totals	390		

### Trustee, Place 2 – Frisco ISD

Vote For 1

	TOTAL	VOTE %	
Melanie Barrios Jones	121	36.78%	<div><div></div></div>
Ange Yao	32	9.73%	<div><div></div></div>
Renee Sample	176	53.50%	<div><div></div></div>
Total Votes Cast	329	100.00%	<div><div></div></div>
Overvotes	0		
Undervotes	61		
Contest Totals	390		

### Trustee, Place 3 – Frisco ISD

Vote For 1

	TOTAL	VOTE %	
Stuart Shulman	178	54.10%	<div><div></div></div>
Stephanie Elad	151	45.90%	<div><div></div></div>
Total Votes Cast	329	100.00%	<div><div></div></div>
Overvotes	0		
Undervotes	61		
Contest Totals	390		

Collin County Seal  
Watermark Seal for Collin County,  
Collin County Government

PCT 136

Statistics	TOTAL
Registered Voters - Total	1,901
Ballots Cast - Total	304
Voter Turnout - Total	15.99%

Trustee, Place 4 - Collin Co. Comm. College Dist.  
Vote For 1

	TOTAL	VOTE %	
Tamara Thomas	96	47.76%	<div><div></div></div>
Staci L. Weaver	105	52.24%	<div><div></div></div>
Total Votes Cast	201	100.00%	<div><div></div></div>
Overvotes	0		
Undervotes	103		
Contest Totals	304		

Trustee, Place 5 - Collin Co. Comm. College Dist.  
Vote For 1

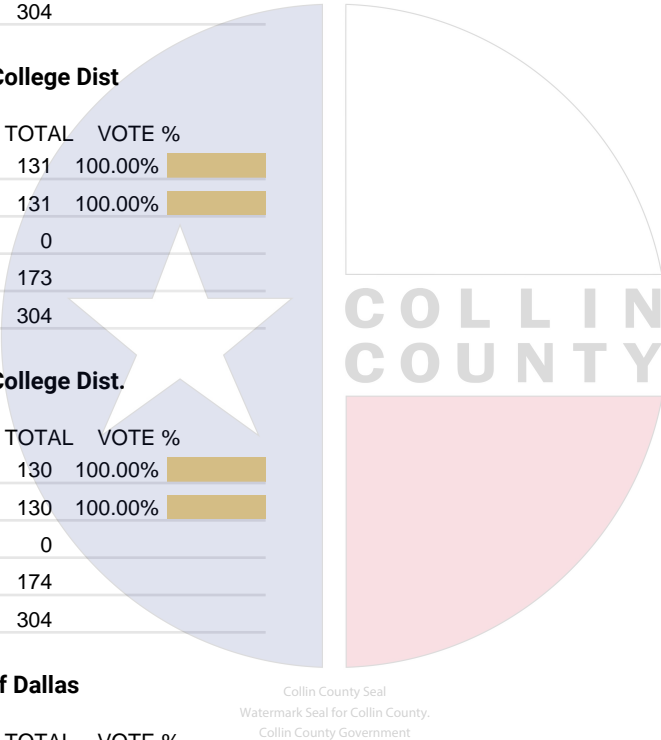
	TOTAL	VOTE %	
Raj Menon	131	100.00%	<div><div></div></div>
Total Votes Cast	131	100.00%	<div><div></div></div>
Overvotes	0		
Undervotes	173		
Contest Totals	304		

Trustee, Place 6 - Collin Co. Comm. College Dist.  
Vote For 1

	TOTAL	VOTE %	
Justin Adcock	130	100.00%	<div><div></div></div>
Total Votes Cast	130	100.00%	<div><div></div></div>
Overvotes	0		
Undervotes	174		
Contest Totals	304		

Member of Council, Place 12 – City of Dallas  
Vote For 1

	TOTAL	VOTE %	
Cara Mendelsohn	181	59.54%	<div><div></div></div>
Marc Rossouw	110	36.18%	<div><div></div></div>
Jose Cavazos	13	4.28%	<div><div></div></div>
Total Votes Cast	304	100.00%	<div><div></div></div>
Overvotes	0		
Undervotes	0		
Contest Totals	304		



PCT 136

Trustee, Place 1 – Plano ISD  
Vote For 1

	TOTAL	VOTE %	
Lauren Tyra	138	100.00%	<div><div></div></div>
Total Votes Cast	138	100.00%	<div><div></div></div>
Overvotes	0		
Undervotes	166		
Contest Totals	304		

Trustee, Place 2 – Plano ISD  
Vote For 1

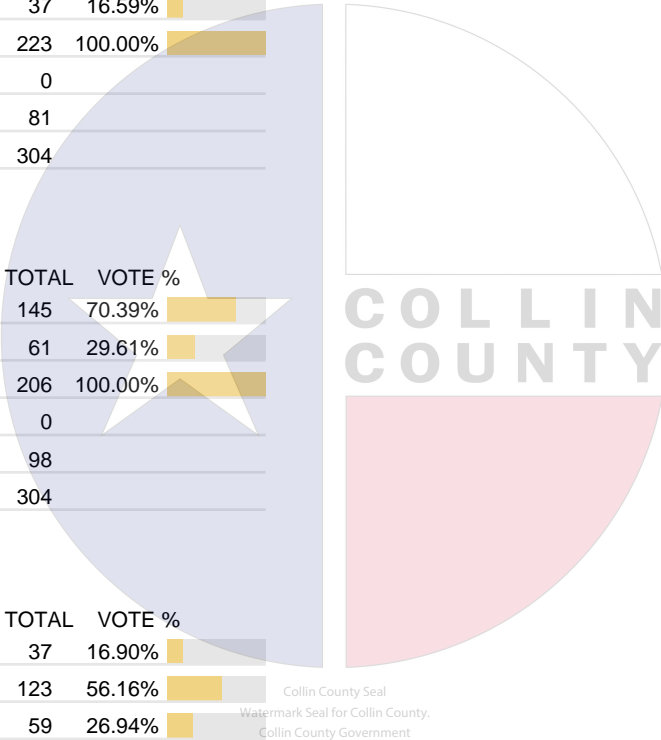
	TOTAL	VOTE %	
Sam Johnson	186	83.41%	<div><div></div></div>
Xiomar Pierre	37	16.59%	<div><div></div></div>
Total Votes Cast	223	100.00%	<div><div></div></div>
Overvotes	0		
Undervotes	81		
Contest Totals	304		

Trustee, Place 3 – Plano ISD  
Vote For 1

	TOTAL	VOTE %	
Nancy C. Humphrey	145	70.39%	<div><div></div></div>
Harper Weaver	61	29.61%	<div><div></div></div>
Total Votes Cast	206	100.00%	<div><div></div></div>
Overvotes	0		
Undervotes	98		
Contest Totals	304		

Trustee, Place 6 – Plano ISD  
Vote For 1

	TOTAL	VOTE %	
Andrew Rettke	37	16.90%	<div><div></div></div>
Elisa Klein	123	56.16%	<div><div></div></div>
Dash Weerasinghe	59	26.94%	<div><div></div></div>
Total Votes Cast	219	100.00%	<div><div></div></div>
Overvotes	0		
Undervotes	85		
Contest Totals	304		



PCT 137

Statistics	TOTAL
Registered Voters - Total	1,951
Ballots Cast - Total	225
Voter Turnout - Total	11.53%

Trustee, Place 4 - Collin Co. Comm. College Dist.  
Vote For 1

	TOTAL	VOTE %
Tamara Thomas	58	28.71%
Staci L. Weaver	144	71.29%
Total Votes Cast	202	100.00%
Overvotes	0	
Undervotes	23	
Contest Totals	225	

Trustee, Place 5 - Collin Co. Comm. College Dist.  
Vote For 1

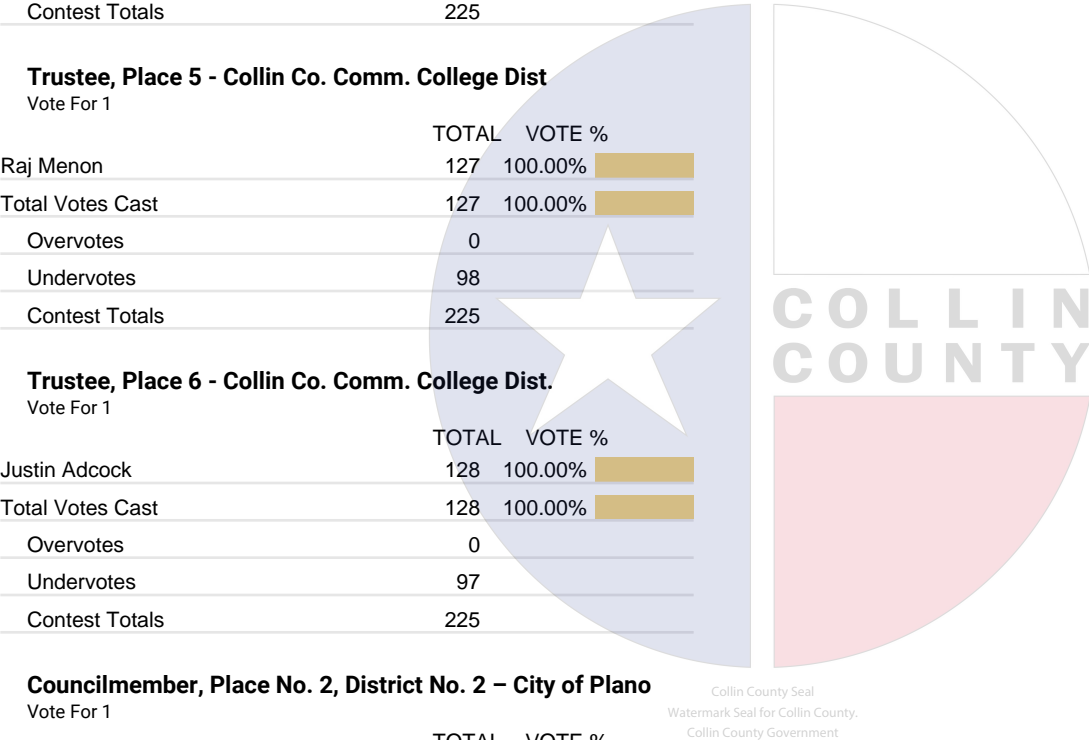
	TOTAL	VOTE %
Raj Menon	127	100.00%
Total Votes Cast	127	100.00%
Overvotes	0	
Undervotes	98	
Contest Totals	225	

Trustee, Place 6 - Collin Co. Comm. College Dist.  
Vote For 1

	TOTAL	VOTE %
Justin Adcock	128	100.00%
Total Votes Cast	128	100.00%
Overvotes	0	
Undervotes	97	
Contest Totals	225	

Councilmember, Place No. 2, District No. 2 – City of Plano  
Vote For 1

	TOTAL	VOTE %
Bob Kehr	72	33.18%
Carson K. Underwood	98	45.16%
Douglas Reeves	47	21.66%
Total Votes Cast	217	100.00%
Overvotes	0	
Undervotes	8	
Contest Totals	225	



## PCT 137

### Councilmember, Place No. 4, District No. 4 – City of Plano

Vote For 1

	TOTAL	VOTE %	
Cody Weaver	137	65.55%	<div><div></div></div>
Christene “Chris” Krupa Downs	72	34.45%	<div><div></div></div>
Total Votes Cast	209	100.00%	<div><div></div></div>
Overvotes	0		
Undervotes	16		
Contest Totals	225		

### Councilmember, Place No. 6, Mayor – City of Plano

Vote For 1

	TOTAL	VOTE %	
John Muns	157	100.00%	<div><div></div></div>
Total Votes Cast	157	100.00%	<div><div></div></div>
Overvotes	0		
Undervotes	68		
Contest Totals	225		

### Councilmember, Place No. 8 – City of Plano

Vote For 1

	TOTAL	VOTE %	
Vidal Quintanilla	75	36.95%	<div><div></div></div>
Hayden Padgett	128	63.05%	<div><div></div></div>
Total Votes Cast	203	100.00%	<div><div></div></div>
Overvotes	0		
Undervotes	22		
Contest Totals	225		

### Councilmember, Place No. 5, Unexpired Term – City of Plano

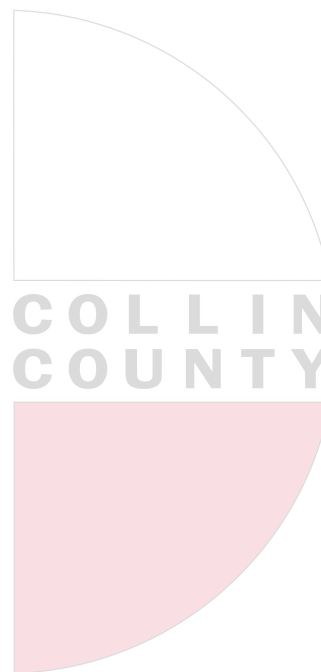
Vote For 1

	TOTAL	VOTE %	
Gary Cary	128	63.05%	<div><div></div></div>
Steve Lavine	75	36.95%	<div><div></div></div>
Total Votes Cast	203	100.00%	<div><div></div></div>
Overvotes	0		
Undervotes	22		
Contest Totals	225		

### Proposition A – City of Plano

Vote For 1

	TOTAL	VOTE %	
For	164	75.23%	<div><div></div></div>
Against	54	24.77%	<div><div></div></div>
Total Votes Cast	218	100.00%	<div><div></div></div>
Overvotes	0		
Undervotes	7		
Contest Totals	225		



Collin County Seal  
Watermark Seal for Collin County,  
Collin County Government

PCT 137

Proposition B – City of Plano  
Vote For 1

	TOTAL	VOTE %	
For	127	58.53%	<div><div></div><div></div></div>
Against	90	41.47%	<div><div></div><div></div></div>
Total Votes Cast	217	100.00%	<div><div></div></div>
Overvotes	0		
Undervotes	8		
Contest Totals	225		

Proposition C – City of Plano  
Vote For 1

	TOTAL	VOTE %	
For	132	62.26%	<div><div></div><div></div></div>
Against	80	37.74%	<div><div></div><div></div></div>
Total Votes Cast	212	100.00%	<div><div></div></div>
Overvotes	0		
Undervotes	13		
Contest Totals	225		

Proposition D – City of Plano  
Vote For 1

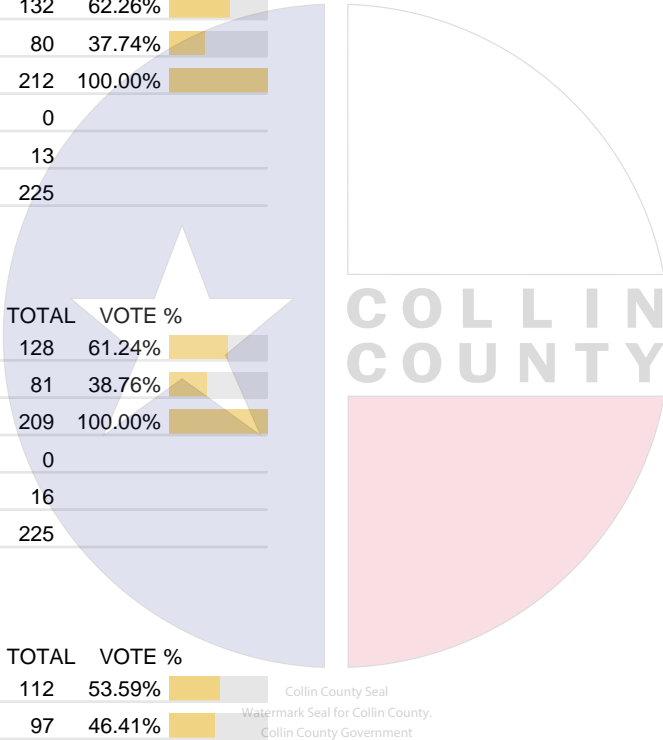
	TOTAL	VOTE %	
For	128	61.24%	<div><div></div><div></div></div>
Against	81	38.76%	<div><div></div><div></div></div>
Total Votes Cast	209	100.00%	<div><div></div></div>
Overvotes	0		
Undervotes	16		
Contest Totals	225		

Proposition E – City of Plano  
Vote For 1

	TOTAL	VOTE %	
For	112	53.59%	<div><div></div><div></div></div>
Against	97	46.41%	<div><div></div><div></div></div>
Total Votes Cast	209	100.00%	<div><div></div></div>
Overvotes	0		
Undervotes	16		
Contest Totals	225		

Proposition F – City of Plano  
Vote For 1

	TOTAL	VOTE %	
For	123	57.75%	<div><div></div><div></div></div>
Against	90	42.25%	<div><div></div><div></div></div>
Total Votes Cast	213	100.00%	<div><div></div></div>
Overvotes	0		
Undervotes	12		
Contest Totals	225		





## PCT 137

### Proposition G – City of Plano

Vote For 1

	TOTAL	VOTE %	
For	138	64.49%	<div><div></div></div>
Against	76	35.51%	<div><div></div></div>
Total Votes Cast	214	100.00%	<div><div></div></div>
Overvotes	0		
Undervotes	11		
Contest Totals	225		

### Trustee, Place 1 – Plano ISD

Vote For 1

	TOTAL	VOTE %	
Lauren Tyra	131	100.00%	<div><div></div></div>
Total Votes Cast	131	100.00%	<div><div></div></div>
Overvotes	0		
Undervotes	94		
Contest Totals	225		

### Trustee, Place 2 – Plano ISD

Vote For 1

	TOTAL	VOTE %	
Sam Johnson	149	87.65%	<div><div></div></div>
Xiomar Pierre	21	12.35%	<div><div></div></div>
Total Votes Cast	170	100.00%	<div><div></div></div>
Overvotes	0		
Undervotes	55		
Contest Totals	225		

### Trustee, Place 3 – Plano ISD


Vote For 1

	TOTAL	VOTE %	
Nancy C. Humphrey	123	68.72%	<div><div></div></div>
Harper Weaver	56	31.28%	<div><div></div></div>
Total Votes Cast	179	100.00%	<div><div></div></div>
Overvotes	0		
Undervotes	46		
Contest Totals	225		

### Trustee, Place 6 – Plano ISD

Vote For 1

	TOTAL	VOTE %	
Andrew Rettke	16	8.29%	<div><div></div></div>
Elisa Klein	81	41.97%	<div><div></div></div>
Dash Weerasinghe	96	49.74%	<div><div></div></div>
Total Votes Cast	193	100.00%	<div><div></div></div>
Overvotes	0		
Undervotes	32		
Contest Totals	225		



Collin County Seal  
Watermark Seal for Collin County.  
Collin County Government

PCT 138

Statistics	TOTAL
Registered Voters - Total	2,381
Ballots Cast - Total	275
Voter Turnout - Total	11.55%

Trustee, Place 4 - Collin Co. Comm. College Dist.  
Vote For 1

	TOTAL	VOTE %
Tamara Thomas	129	51.60%
Staci L. Weaver	121	48.40%
Total Votes Cast	250	100.00%
Overvotes	0	
Undervotes	25	
Contest Totals	275	

Trustee, Place 5 - Collin Co. Comm. College Dist.  
Vote For 1

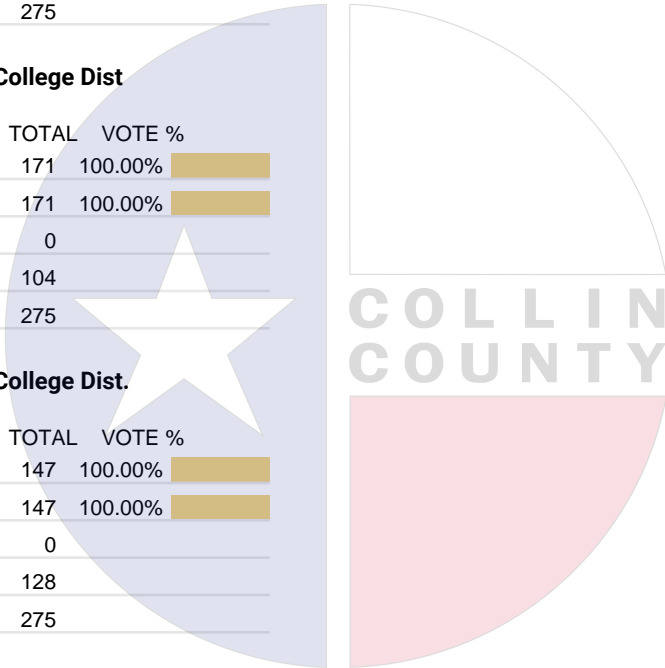
	TOTAL	VOTE %
Raj Menon	171	100.00%
Total Votes Cast	171	100.00%
Overvotes	0	
Undervotes	104	
Contest Totals	275	

Trustee, Place 6 - Collin Co. Comm. College Dist.  
Vote For 1

	TOTAL	VOTE %
Justin Adcock	147	100.00%
Total Votes Cast	147	100.00%
Overvotes	0	
Undervotes	128	
Contest Totals	275	

Councilmember, Place No. 2, District No. 2 – City of Plano  
Vote For 1

	TOTAL	VOTE %
Bob Kehr	159	61.63%
Carson K. Underwood	52	20.16%
Douglas Reeves	47	18.22%
Total Votes Cast	258	100.00%
Overvotes	0	
Undervotes	17	
Contest Totals	275	



Collin County Seal  
Watermark Seal for Collin County,  
Collin County Government

## PCT 138

### Councilmember, Place No. 4, District No. 4 – City of Plano

Vote For 1

	TOTAL	VOTE %	
Cody Weaver	109	41.44%	<div><div></div></div>
Christene “Chris” Krupa Downs	154	58.56%	<div><div></div></div>
Total Votes Cast	263	100.00%	<div><div></div></div>
Overvotes	0		
Undervotes	12		
Contest Totals	275		

### Councilmember, Place No. 6, Mayor – City of Plano

Vote For 1

	TOTAL	VOTE %	
John Muns	199	100.00%	<div><div></div></div>
Total Votes Cast	199	100.00%	<div><div></div></div>
Overvotes	0		
Undervotes	76		
Contest Totals	275		

### Councilmember, Place No. 8 – City of Plano

Vote For 1

	TOTAL	VOTE %	
Vidal Quintanilla	160	62.75%	<div><div></div></div>
Hayden Padgett	95	37.25%	<div><div></div></div>
Total Votes Cast	255	100.00%	<div><div></div></div>
Overvotes	0		
Undervotes	20		
Contest Totals	275		

### Councilmember, Place No. 5, Unexpired Term – City of Plano


Vote For 1

	TOTAL	VOTE %	
Gary Cary	90	35.29%	<div><div></div></div>
Steve Lavine	165	64.71%	<div><div></div></div>
Total Votes Cast	255	100.00%	<div><div></div></div>
Overvotes	0		
Undervotes	20		
Contest Totals	275		

### Proposition A – City of Plano

Vote For 1

	TOTAL	VOTE %	
For	209	78.57%	<div><div></div></div>
Against	57	21.43%	<div><div></div></div>
Total Votes Cast	266	100.00%	<div><div></div></div>
Overvotes	0		
Undervotes	9		
Contest Totals	275		



PCT 138

Proposition B – City of Plano  
Vote For 1

	TOTAL	VOTE %	
For	172	63.47%	<div><div></div><div></div></div>
Against	99	36.53%	<div><div></div><div></div></div>
Total Votes Cast	271	100.00%	<div><div></div></div>
Overvotes	0		
Undervotes	4		
Contest Totals	275		

Proposition C – City of Plano  
Vote For 1

	TOTAL	VOTE %	
For	174	65.17%	<div><div></div><div></div></div>
Against	93	34.83%	<div><div></div><div></div></div>
Total Votes Cast	267	100.00%	<div><div></div></div>
Overvotes	0		
Undervotes	8		
Contest Totals	275		

Proposition D – City of Plano  
Vote For 1

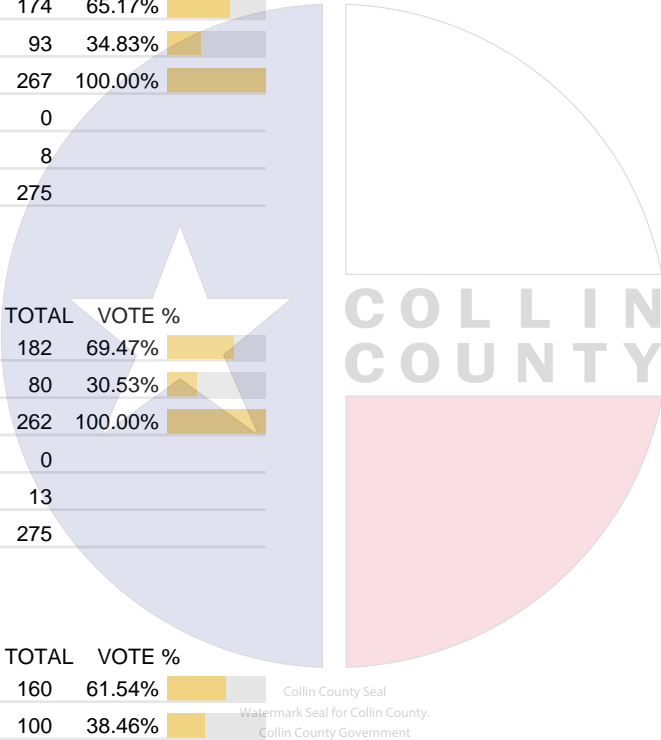
	TOTAL	VOTE %	
For	182	69.47%	<div><div></div><div></div></div>
Against	80	30.53%	<div><div></div><div></div></div>
Total Votes Cast	262	100.00%	<div><div></div></div>
Overvotes	0		
Undervotes	13		
Contest Totals	275		

Proposition E – City of Plano  
Vote For 1

	TOTAL	VOTE %	
For	160	61.54%	<div><div></div><div></div></div>
Against	100	38.46%	<div><div></div><div></div></div>
Total Votes Cast	260	100.00%	<div><div></div></div>
Overvotes	0		
Undervotes	15		
Contest Totals	275		

Proposition F – City of Plano  
Vote For 1

	TOTAL	VOTE %	
For	197	74.34%	<div><div></div><div></div></div>
Against	68	25.66%	<div><div></div><div></div></div>
Total Votes Cast	265	100.00%	<div><div></div></div>
Overvotes	0		
Undervotes	10		
Contest Totals	275		



## PCT 138

### Proposition G – City of Plano

Vote For 1

	TOTAL	VOTE %	
For	212	79.70%	<div><div></div></div>
Against	54	20.30%	<div><div></div></div>
Total Votes Cast	266	100.00%	<div><div></div></div>
Overvotes	0		
Undervotes	9		
Contest Totals	275		

### Trustee, Place 1 – Plano ISD

Vote For 1

	TOTAL	VOTE %	
Lauren Tyra	188	100.00%	<div><div></div></div>
Total Votes Cast	188	100.00%	<div><div></div></div>
Overvotes	0		
Undervotes	87		
Contest Totals	275		

### Trustee, Place 2 – Plano ISD

Vote For 1

	TOTAL	VOTE %	
Sam Johnson	206	88.03%	<div><div></div></div>
Xiomar Pierre	28	11.97%	<div><div></div></div>
Total Votes Cast	234	100.00%	<div><div></div></div>
Overvotes	0		
Undervotes	41		
Contest Totals	275		

### Trustee, Place 3 – Plano ISD

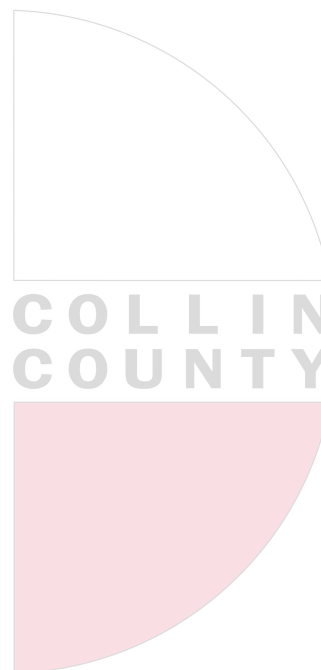
Vote For 1

	TOTAL	VOTE %	
Nancy C. Humphrey	184	76.99%	<div><div></div></div>
Harper Weaver	55	23.01%	<div><div></div></div>
Total Votes Cast	239	100.00%	<div><div></div></div>
Overvotes	0		
Undervotes	36		
Contest Totals	275		

### Trustee, Place 6 – Plano ISD

Vote For 1

	TOTAL	VOTE %	
Andrew Rettke	23	9.46%	<div><div></div></div>
Elisa Klein	151	62.14%	<div><div></div></div>
Dash Weerasinghe	69	28.40%	<div><div></div></div>
Total Votes Cast	243	100.00%	<div><div></div></div>
Overvotes	0		
Undervotes	32		
Contest Totals	275		



PCT 139

Statistics	TOTAL
Registered Voters - Total	3,814
Ballots Cast - Total	383
Voter Turnout - Total	10.04%

Trustee, Place 4 - Collin Co. Comm. College Dist.  
Vote For 1

	TOTAL	VOTE %	
Tamara Thomas	171	51.20%	<div><div></div></div>
Staci L. Weaver	163	48.80%	<div><div></div></div>
Total Votes Cast	334	100.00%	<div><div></div></div>
Overvotes	0		
Undervotes	49		
Contest Totals	383		

Trustee, Place 5 - Collin Co. Comm. College Dist.  
Vote For 1

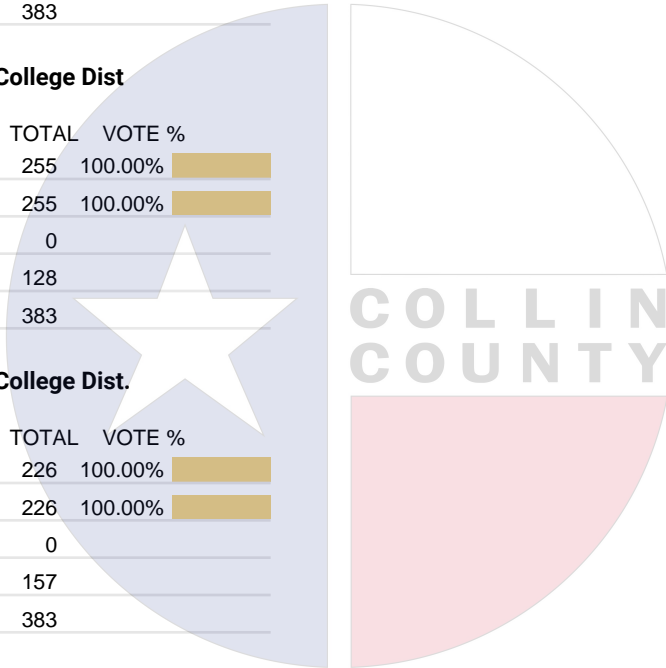
	TOTAL	VOTE %	
Raj Menon	255	100.00%	<div><div></div></div>
Total Votes Cast	255	100.00%	<div><div></div></div>
Overvotes	0		
Undervotes	128		
Contest Totals	383		

Trustee, Place 6 - Collin Co. Comm. College Dist.  
Vote For 1

	TOTAL	VOTE %	
Justin Adcock	226	100.00%	<div><div></div></div>
Total Votes Cast	226	100.00%	<div><div></div></div>
Overvotes	0		
Undervotes	157		
Contest Totals	383		

Councilmember, Place No. 2, District No. 2 – City of Plano  
Vote For 1

	TOTAL	VOTE %	
Bob Kehr	223	62.29%	<div><div></div></div>
Carson K. Underwood	59	16.48%	<div><div></div></div>
Douglas Reeves	76	21.23%	<div><div></div></div>
Total Votes Cast	358	100.00%	<div><div></div></div>
Overvotes	0		
Undervotes	25		
Contest Totals	383		



Collin County Seal  
Watermark Seal for Collin County,  
Collin County Government

## PCT 139

### Councilmember, Place No. 4, District No. 4 – City of Plano

Vote For 1

	TOTAL	VOTE %	
Cody Weaver	142	40.23%	<div><div></div></div>
Christene “Chris” Krupa Downs	211	59.77%	<div><div></div></div>
Total Votes Cast	353	100.00%	<div><div></div></div>
Overvotes	0		
Undervotes	30		
Contest Totals	383		

### Councilmember, Place No. 6, Mayor – City of Plano

Vote For 1

	TOTAL	VOTE %	
John Muns	288	100.00%	<div><div></div></div>
Total Votes Cast	288	100.00%	<div><div></div></div>
Overvotes	0		
Undervotes	95		
Contest Totals	383		

### Councilmember, Place No. 8 – City of Plano

Vote For 1

	TOTAL	VOTE %	
Vidal Quintanilla	202	57.39%	<div><div></div></div>
Hayden Padgett	150	42.61%	<div><div></div></div>
Total Votes Cast	352	100.00%	<div><div></div></div>
Overvotes	0		
Undervotes	31		
Contest Totals	383		

### Councilmember, Place No. 5, Unexpired Term – City of Plano

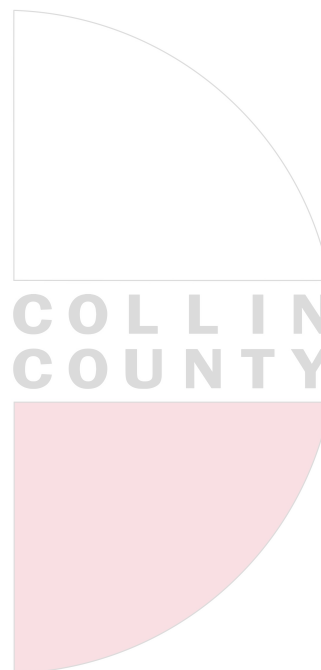
Vote For 1

	TOTAL	VOTE %	
Gary Cary	120	34.78%	<div><div></div></div>
Steve Lavine	225	65.22%	<div><div></div></div>
Total Votes Cast	345	100.00%	<div><div></div></div>
Overvotes	0		
Undervotes	38		
Contest Totals	383		

### Proposition A – City of Plano

Vote For 1

	TOTAL	VOTE %	
For	265	70.29%	<div><div></div></div>
Against	112	29.71%	<div><div></div></div>
Total Votes Cast	377	100.00%	<div><div></div></div>
Overvotes	0		
Undervotes	6		
Contest Totals	383		



PCT 139

Proposition B – City of Plano  
Vote For 1

	TOTAL	VOTE %	
For	223	59.47%	<div><div></div></div>
Against	152	40.53%	<div><div></div></div>
Total Votes Cast	375	100.00%	<div><div></div></div>
Overvotes	0		
Undervotes	8		
Contest Totals	383		

Proposition C – City of Plano  
Vote For 1

	TOTAL	VOTE %	
For	232	62.53%	<div><div></div></div>
Against	139	37.47%	<div><div></div></div>
Total Votes Cast	371	100.00%	<div><div></div></div>
Overvotes	0		
Undervotes	12		
Contest Totals	383		

Proposition D – City of Plano  
Vote For 1

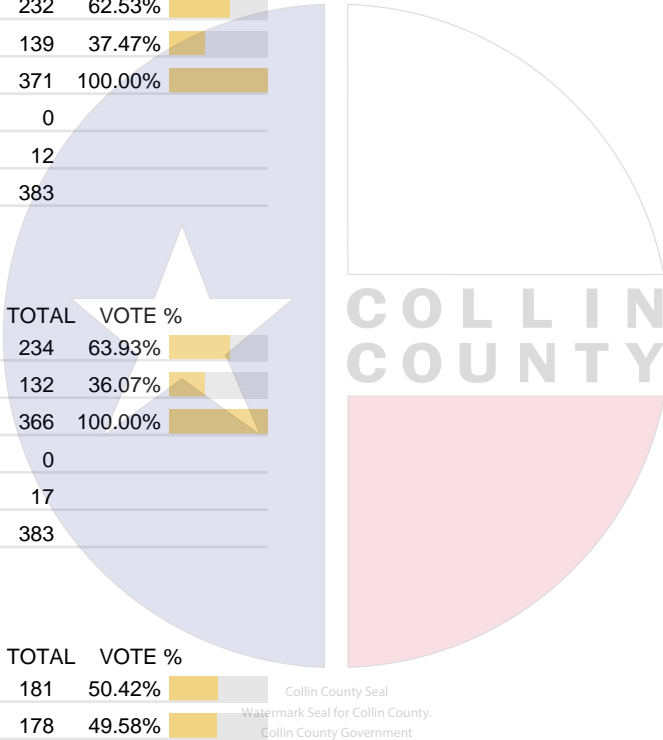
	TOTAL	VOTE %	
For	234	63.93%	<div><div></div></div>
Against	132	36.07%	<div><div></div></div>
Total Votes Cast	366	100.00%	<div><div></div></div>
Overvotes	0		
Undervotes	17		
Contest Totals	383		

Proposition E – City of Plano  
Vote For 1

	TOTAL	VOTE %	
For	181	50.42%	<div><div></div></div>
Against	178	49.58%	<div><div></div></div>
Total Votes Cast	359	100.00%	<div><div></div></div>
Overvotes	0		
Undervotes	24		
Contest Totals	383		

Proposition F – City of Plano  
Vote For 1

	TOTAL	VOTE %	
For	238	64.32%	<div><div></div></div>
Against	132	35.68%	<div><div></div></div>
Total Votes Cast	370	100.00%	<div><div></div></div>
Overvotes	0		
Undervotes	13		
Contest Totals	383		





PCT 139

Proposition G – City of Plano  
Vote For 1

	TOTAL	VOTE %	
For	257	69.09%	<div><div></div></div>
Against	115	30.91%	<div><div></div></div>
Total Votes Cast	372	100.00%	<div><div></div></div>
Overvotes	0		
Undervotes	11		
Contest Totals	383		

Trustee, Place 1 – Frisco ISD  
Vote For 1

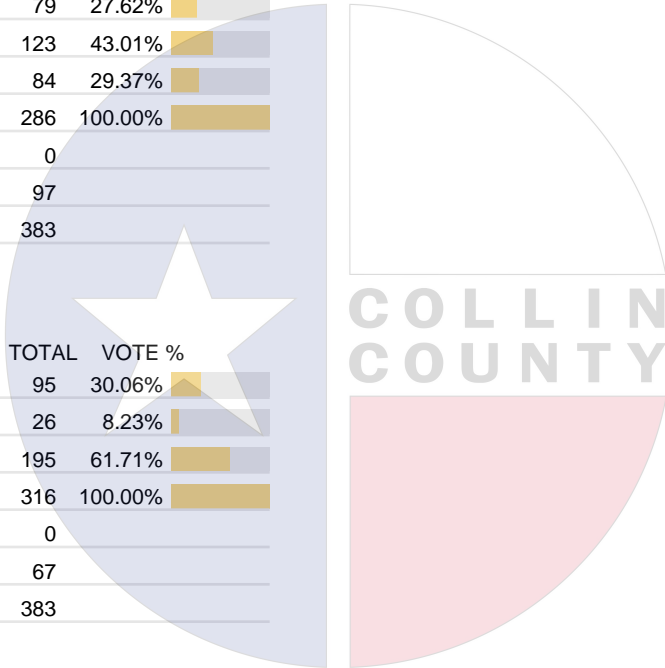
	TOTAL	VOTE %	
Amit Kalra	79	27.62%	<div><div></div></div>
Suresh Manduva	123	43.01%	<div><div></div></div>
Muni Janagarajan	84	29.37%	<div><div></div></div>
Total Votes Cast	286	100.00%	<div><div></div></div>
Overvotes	0		
Undervotes	97		
Contest Totals	383		

Trustee, Place 2 – Frisco ISD  
Vote For 1

	TOTAL	VOTE %	
Melanie Barrios Jones	95	30.06%	<div><div></div></div>
Ange Yao	26	8.23%	<div><div></div></div>
Renee Sample	195	61.71%	<div><div></div></div>
Total Votes Cast	316	100.00%	<div><div></div></div>
Overvotes	0		
Undervotes	67		
Contest Totals	383		

Trustee, Place 3 – Frisco ISD  
Vote For 1

	TOTAL	VOTE %	
Stuart Shulman	189	60.19%	<div><div></div></div>
Stephanie Elad	125	39.81%	<div><div></div></div>
Total Votes Cast	314	100.00%	<div><div></div></div>
Overvotes	0		
Undervotes	69		
Contest Totals	383		



Collin County Seal  
Watermark Seal for Collin County,  
Collin County Government

PCT 140

Statistics	TOTAL
Registered Voters - Total	4,611
Ballots Cast - Total	938
Voter Turnout - Total	20.34%

Trustee, Place 4 - Collin Co. Comm. College Dist.  
Vote For 1

	TOTAL	VOTE %
Tamara Thomas	282	38.16%
Staci L. Weaver	457	61.84%
Total Votes Cast	739	100.00%
Overvotes	0	
Undervotes	199	
Contest Totals	938	

Trustee, Place 5 - Collin Co. Comm. College Dist.  
Vote For 1

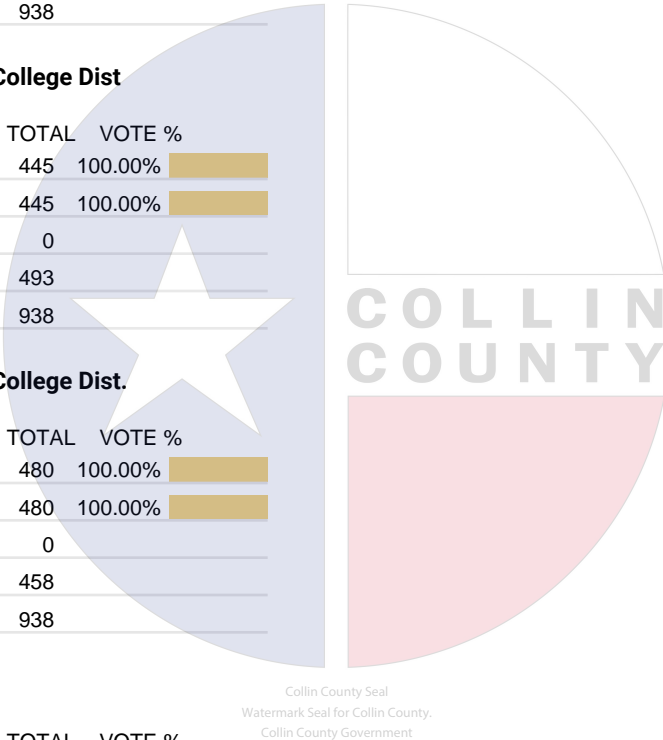
	TOTAL	VOTE %
Raj Menon	445	100.00%
Total Votes Cast	445	100.00%
Overvotes	0	
Undervotes	493	
Contest Totals	938	

Trustee, Place 6 - Collin Co. Comm. College Dist.  
Vote For 1

	TOTAL	VOTE %
Justin Adcock	480	100.00%
Total Votes Cast	480	100.00%
Overvotes	0	
Undervotes	458	
Contest Totals	938	

Mayor – City of McKinney  
Vote For 1

	TOTAL	VOTE %
Matt “Doc” Rostami	42	4.49%
Taylor Willingham	47	5.03%
Bill Cox	439	46.95%
Scott Sanford	407	43.53%
Total Votes Cast	935	100.00%
Overvotes	0	
Undervotes	3	
Contest Totals	938	



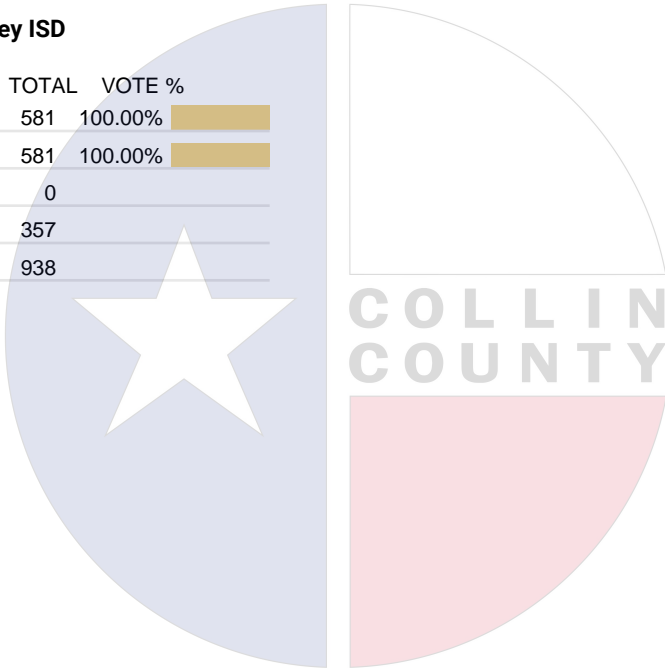
PCT 140

Council Member, At-Large No. 1 – City of McKinney

	TOTAL	VOTE %	
Brian J. Magnuson	187	22.56%	<div><div></div></div>
Derrick Tarver	114	13.75%	<div><div></div></div>
Ernest Lynch	285	34.38%	<div><div></div></div>
Taha Ansari	83	10.01%	<div><div></div></div>
Jim Garrison	160	19.30%	<div><div></div></div>
Total Votes Cast	829	100.00%	<div><div></div></div>
Overvotes	0		
Undervotes	109		
Contest Totals	938		

Board of Trustees, Place 7 – McKinney ISD

	TOTAL	VOTE %	
Harvey Oaxaca	581	100.00%	<div><div></div></div>
Total Votes Cast	581	100.00%	<div><div></div></div>
Overvotes	0		
Undervotes	357		
Contest Totals	938		



Collin County Seal  
Watermark Seal for Collin County.  
Collin County Government

PCT 141

Statistics	TOTAL
Registered Voters - Total	3,441
Ballots Cast - Total	508
Voter Turnout - Total	14.76%

Trustee, Place 4 - Collin Co. Comm. College Dist.  
Vote For 1

	TOTAL	VOTE %
Tamara Thomas	234	51.43%
Staci L. Weaver	221	48.57%
Total Votes Cast	455	100.00%
Overvotes	0	
Undervotes	53	
Contest Totals	508	

Trustee, Place 5 - Collin Co. Comm. College Dist.  
Vote For 1

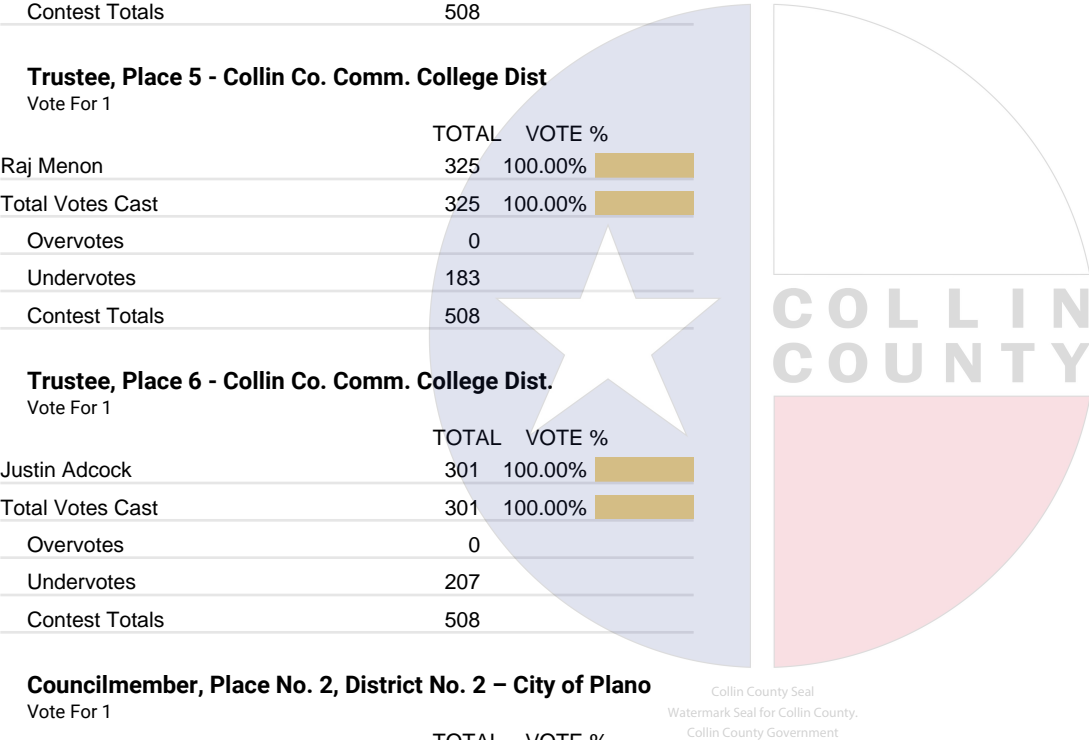
	TOTAL	VOTE %
Raj Menon	325	100.00%
Total Votes Cast	325	100.00%
Overvotes	0	
Undervotes	183	
Contest Totals	508	

Trustee, Place 6 - Collin Co. Comm. College Dist.  
Vote For 1

	TOTAL	VOTE %
Justin Adcock	301	100.00%
Total Votes Cast	301	100.00%
Overvotes	0	
Undervotes	207	
Contest Totals	508	

Councilmember, Place No. 2, District No. 2 – City of Plano  
Vote For 1

	TOTAL	VOTE %
Bob Kehr	281	58.30%
Carson K. Underwood	108	22.41%
Douglas Reeves	93	19.29%
Total Votes Cast	482	100.00%
Overvotes	0	
Undervotes	26	
Contest Totals	508	



## PCT 141

### Councilmember, Place No. 4, District No. 4 – City of Plano

Vote For 1

	TOTAL	VOTE %	
Cody Weaver	187	38.88%	<div><div></div></div>
Christene “Chris” Krupa Downs	294	61.12%	<div><div></div></div>
Total Votes Cast	481	100.00%	<div><div></div></div>
Overvotes	0		
Undervotes	27		
Contest Totals	508		

### Councilmember, Place No. 6, Mayor – City of Plano

Vote For 1

	TOTAL	VOTE %	
John Muns	377	100.00%	<div><div></div></div>
Total Votes Cast	377	100.00%	<div><div></div></div>
Overvotes	0		
Undervotes	131		
Contest Totals	508		

### Councilmember, Place No. 8 – City of Plano

Vote For 1

	TOTAL	VOTE %	
Vidal Quintanilla	259	54.99%	<div><div></div></div>
Hayden Padgett	212	45.01%	<div><div></div></div>
Total Votes Cast	471	100.00%	<div><div></div></div>
Overvotes	0		
Undervotes	37		
Contest Totals	508		

### Councilmember, Place No. 5, Unexpired Term – City of Plano

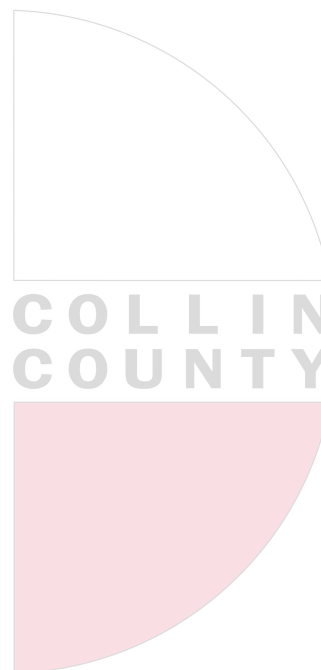
Vote For 1

	TOTAL	VOTE %	
Gary Cary	195	40.88%	<div><div></div></div>
Steve Lavine	282	59.12%	<div><div></div></div>
Total Votes Cast	477	100.00%	<div><div></div></div>
Overvotes	0		
Undervotes	31		
Contest Totals	508		

### Proposition A – City of Plano

Vote For 1

	TOTAL	VOTE %	
For	361	72.64%	<div><div></div></div>
Against	136	27.36%	<div><div></div></div>
Total Votes Cast	497	100.00%	<div><div></div></div>
Overvotes	0		
Undervotes	11		
Contest Totals	508		



PCT 141

Proposition B – City of Plano  
Vote For 1

	TOTAL	VOTE %	
For	293	58.84%	<div><div></div><div></div></div>
Against	205	41.16%	<div><div></div><div></div></div>
Total Votes Cast	498	100.00%	<div><div></div><div></div></div>
Overvotes	0		
Undervotes	10		
Contest Totals	508		

Proposition C – City of Plano  
Vote For 1

	TOTAL	VOTE %	
For	301	60.56%	<div><div></div><div></div></div>
Against	196	39.44%	<div><div></div><div></div></div>
Total Votes Cast	497	100.00%	<div><div></div><div></div></div>
Overvotes	0		
Undervotes	11		
Contest Totals	508		

Proposition D – City of Plano  
Vote For 1

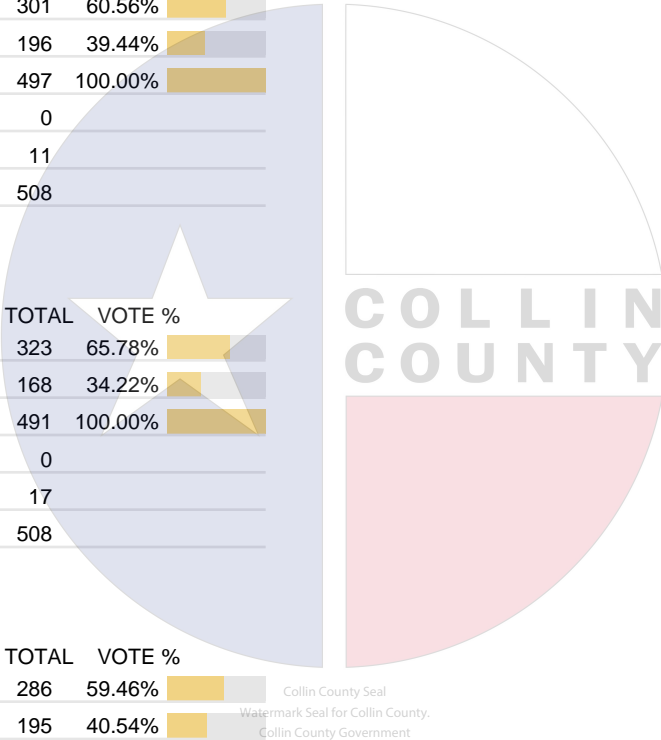
	TOTAL	VOTE %	
For	323	65.78%	<div><div></div><div></div></div>
Against	168	34.22%	<div><div></div><div></div></div>
Total Votes Cast	491	100.00%	<div><div></div><div></div></div>
Overvotes	0		
Undervotes	17		
Contest Totals	508		

Proposition E – City of Plano  
Vote For 1

	TOTAL	VOTE %	
For	286	59.46%	<div><div></div><div></div></div>
Against	195	40.54%	<div><div></div><div></div></div>
Total Votes Cast	481	100.00%	<div><div></div><div></div></div>
Overvotes	0		
Undervotes	27		
Contest Totals	508		

Proposition F – City of Plano  
Vote For 1

	TOTAL	VOTE %	
For	332	67.21%	<div><div></div><div></div></div>
Against	162	32.79%	<div><div></div><div></div></div>
Total Votes Cast	494	100.00%	<div><div></div><div></div></div>
Overvotes	0		
Undervotes	14		
Contest Totals	508		



PCT 141

Proposition G – City of Plano  
Vote For 1

	TOTAL	VOTE %	
For	366	74.09%	<div><div></div></div>
Against	128	25.91%	<div><div></div></div>
Total Votes Cast	494	100.00%	<div><div></div></div>
Overvotes	0		
Undervotes	14		
Contest Totals	508		

Trustee, Place 1 – Plano ISD  
Vote For 1

	TOTAL	VOTE %	
Lauren Tyra	335	100.00%	<div><div></div></div>
Total Votes Cast	335	100.00%	<div><div></div></div>
Overvotes	0		
Undervotes	173		
Contest Totals	508		

Trustee, Place 2 – Plano ISD  
Vote For 1

	TOTAL	VOTE %	
Sam Johnson	374	86.57%	<div><div></div></div>
Xiomar Pierre	58	13.43%	<div><div></div></div>
Total Votes Cast	432	100.00%	<div><div></div></div>
Overvotes	0		
Undervotes	76		
Contest Totals	508		

Trustee, Place 3 – Plano ISD  
Vote For 1

	TOTAL	VOTE %	
Nancy C. Humphrey	306	67.55%	<div><div></div></div>
Harper Weaver	147	32.45%	<div><div></div></div>
Total Votes Cast	453	100.00%	<div><div></div></div>
Overvotes	0		
Undervotes	55		
Contest Totals	508		

Trustee, Place 6 – Plano ISD  
Vote For 1

	TOTAL	VOTE %	
Andrew Rettke	40	8.71%	<div><div></div></div>
Elisa Klein	263	57.30%	<div><div></div></div>
Dash Weerasinghe	156	33.99%	<div><div></div></div>
Total Votes Cast	459	100.00%	<div><div></div></div>
Overvotes	0		
Undervotes	49		
Contest Totals	508		

PCT 142

Statistics	TOTAL
Registered Voters - Total	2,675
Ballots Cast - Total	444
Voter Turnout - Total	16.60%

Trustee, Place 4 - Collin Co. Comm. College Dist.  
Vote For 1

	TOTAL	VOTE %	
Tamara Thomas	135	42.32%	<div><div></div></div>
Staci L. Weaver	184	57.68%	<div><div></div></div>
Total Votes Cast	319	100.00%	<div><div></div></div>
Overvotes	0		
Undervotes	125		
Contest Totals	444		

Trustee, Place 5 - Collin Co. Comm. College Dist.  
Vote For 1

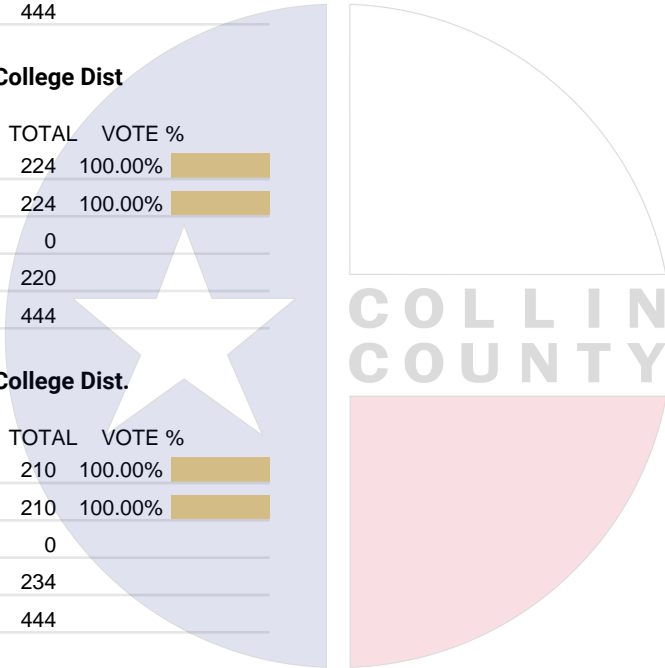
	TOTAL	VOTE %	
Raj Menon	224	100.00%	<div><div></div></div>
Total Votes Cast	224	100.00%	<div><div></div></div>
Overvotes	0		
Undervotes	220		
Contest Totals	444		

Trustee, Place 6 - Collin Co. Comm. College Dist.  
Vote For 1

	TOTAL	VOTE %	
Justin Adcock	210	100.00%	<div><div></div></div>
Total Votes Cast	210	100.00%	<div><div></div></div>
Overvotes	0		
Undervotes	234		
Contest Totals	444		

Member of Council, Place 12 – City of Dallas  
Vote For 1

	TOTAL	VOTE %	
Cara Mendelsohn	251	56.79%	<div><div></div></div>
Marc Rossouw	180	40.72%	<div><div></div></div>
Jose Cavazos	11	2.49%	<div><div></div></div>
Total Votes Cast	442	100.00%	<div><div></div></div>
Overvotes	0		
Undervotes	2		
Contest Totals	444		



Collin County Seal  
Watermark Seal for Collin County,  
Collin County Government



PCT 142

Trustee, Place 1 – Plano ISD  
Vote For 1

	TOTAL	VOTE %	
Lauren Tyra	238	100.00%	<div><div></div></div>
Total Votes Cast	238	100.00%	<div><div></div></div>
Overvotes	0		
Undervotes	206		
Contest Totals	444		

Trustee, Place 2 – Plano ISD  
Vote For 1

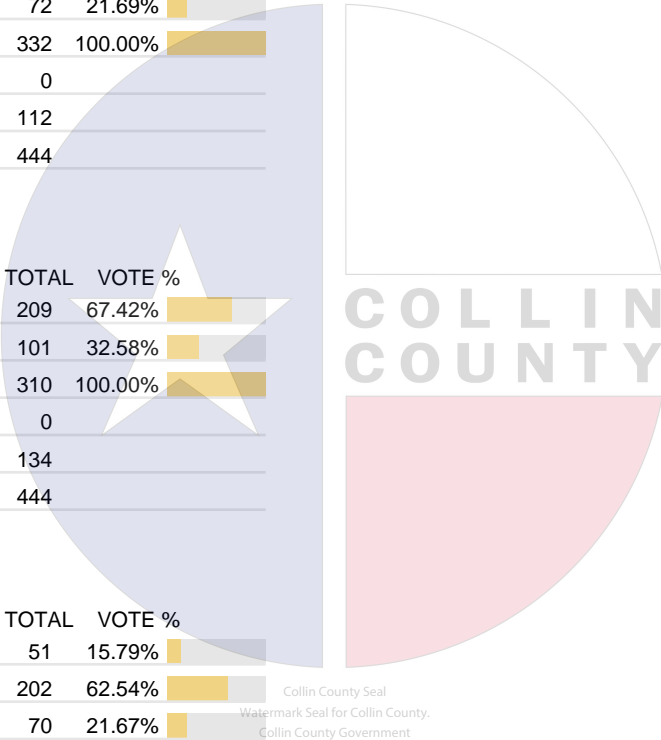
	TOTAL	VOTE %	
Sam Johnson	260	78.31%	<div><div></div></div>
Xiomar Pierre	72	21.69%	<div><div></div></div>
Total Votes Cast	332	100.00%	<div><div></div></div>
Overvotes	0		
Undervotes	112		
Contest Totals	444		

Trustee, Place 3 – Plano ISD  
Vote For 1

	TOTAL	VOTE %	
Nancy C. Humphrey	209	67.42%	<div><div></div></div>
Harper Weaver	101	32.58%	<div><div></div></div>
Total Votes Cast	310	100.00%	<div><div></div></div>
Overvotes	0		
Undervotes	134		
Contest Totals	444		

Trustee, Place 6 – Plano ISD  
Vote For 1

	TOTAL	VOTE %	
Andrew Rettke	51	15.79%	<div><div></div></div>
Elisa Klein	202	62.54%	<div><div></div></div>
Dash Weerasinghe	70	21.67%	<div><div></div></div>
Total Votes Cast	323	100.00%	<div><div></div></div>
Overvotes	0		
Undervotes	121		
Contest Totals	444		



PCT 143

Statistics	TOTAL
Registered Voters - Total	2,043
Ballots Cast - Total	203
Voter Turnout - Total	9.94%

Trustee, Place 4 - Collin Co. Comm. College Dist.  
Vote For 1

	TOTAL	VOTE %
Tamara Thomas	65	38.46%
Staci L. Weaver	104	61.54%
Total Votes Cast	169	100.00%
Overvotes	0	
Undervotes	34	
Contest Totals	203	

Trustee, Place 5 - Collin Co. Comm. College Dist.  
Vote For 1

	TOTAL	VOTE %
Raj Menon	120	100.00%
Total Votes Cast	120	100.00%
Overvotes	0	
Undervotes	83	
Contest Totals	203	

Trustee, Place 6 - Collin Co. Comm. College Dist.  
Vote For 1

	TOTAL	VOTE %
Justin Adcock	108	100.00%
Total Votes Cast	108	100.00%
Overvotes	0	
Undervotes	95	
Contest Totals	203	

Councilmember, Place No. 2, District No. 2 – City of Plano  
Vote For 1

	TOTAL	VOTE %
Bob Kehr	94	49.74%
Carson K. Underwood	42	22.22%
Douglas Reeves	53	28.04%
Total Votes Cast	189	100.00%
Overvotes	0	
Undervotes	11	
Contest Totals	200	

## PCT 143

### Councilmember, Place No. 4, District No. 4 – City of Plano

Vote For 1

	TOTAL	VOTE %	
Cody Weaver	89	47.34%	<div><div></div></div>
Christene “Chris” Krupa Downs	99	52.66%	<div><div></div></div>
Total Votes Cast	188	100.00%	<div><div></div></div>
Overvotes	0		
Undervotes	12		
Contest Totals	200		

### Councilmember, Place No. 6, Mayor – City of Plano

Vote For 1

	TOTAL	VOTE %	
John Muns	142	100.00%	<div><div></div></div>
Total Votes Cast	142	100.00%	<div><div></div></div>
Overvotes	0		
Undervotes	58		
Contest Totals	200		

### Councilmember, Place No. 8 – City of Plano

Vote For 1

	TOTAL	VOTE %	
Vidal Quintanilla	93	50.27%	<div><div></div></div>
Hayden Padgett	92	49.73%	<div><div></div></div>
Total Votes Cast	185	100.00%	<div><div></div></div>
Overvotes	0		
Undervotes	15		
Contest Totals	200		

### Councilmember, Place No. 5, Unexpired Term – City of Plano


Vote For 1

	TOTAL	VOTE %	
Gary Cary	98	52.13%	<div><div></div></div>
Steve Lavine	90	47.87%	<div><div></div></div>
Total Votes Cast	188	100.00%	<div><div></div></div>
Overvotes	0		
Undervotes	12		
Contest Totals	200		

### Proposition A – City of Plano

Vote For 1

	TOTAL	VOTE %	
For	155	79.49%	<div><div></div></div>
Against	40	20.51%	<div><div></div></div>
Total Votes Cast	195	100.00%	<div><div></div></div>
Overvotes	0		
Undervotes	5		
Contest Totals	200		






Collin County Seal  
Watermark Seal for Collin County,  
Collin County Government

## PCT 143




### Proposition B – City of Plano

Vote For 1

	TOTAL	VOTE %	
For	143	74.48%	
Against	49	25.52%	
Total Votes Cast	192	100.00%	
Overvotes	0		
Undervotes	8		
Contest Totals	200		




### Proposition C – City of Plano

Vote For 1

	TOTAL	VOTE %	
For	142	73.20%	
Against	52	26.80%	
Total Votes Cast	194	100.00%	
Overvotes	0		
Undervotes	6		
Contest Totals	200		




### Proposition D – City of Plano

Vote For 1

	TOTAL	VOTE %	
For	151	77.44%	
Against	44	22.56%	
Total Votes Cast	195	100.00%	
Overvotes	0		
Undervotes	5		
Contest Totals	200		




### Proposition E – City of Plano

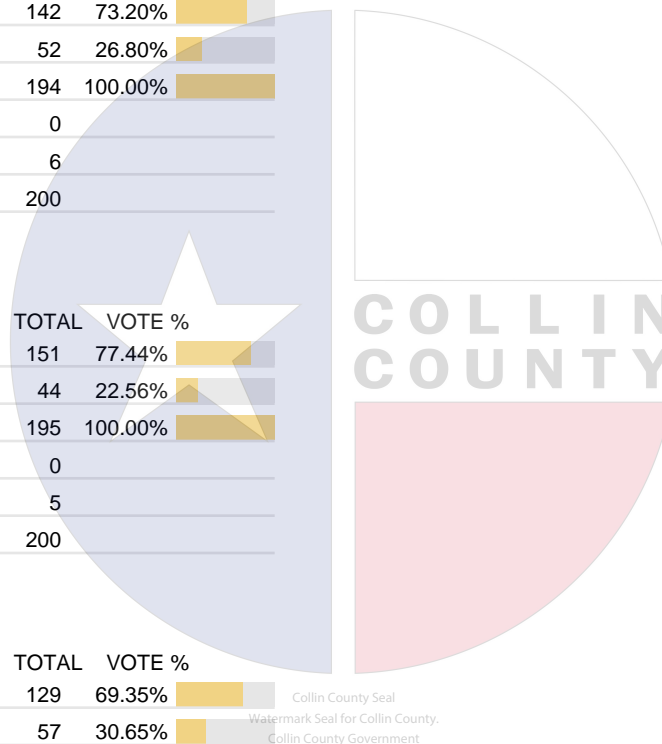
Vote For 1

	TOTAL	VOTE %	
For	129	69.35%	
Against	57	30.65%	
Total Votes Cast	186	100.00%	
Overvotes	0		
Undervotes	14		
Contest Totals	200		

### Proposition F – City of Plano

Vote For 1

	TOTAL	VOTE %	
For	133	70.00%	
Against	57	30.00%	
Total Votes Cast	190	100.00%	
Overvotes	0		
Undervotes	10		
Contest Totals	200		



PCT 143

Proposition G – City of Plano  
Vote For 1

	TOTAL	VOTE %	
For	156	80.83%	<div><div></div></div>
Against	37	19.17%	<div><div></div></div>
Total Votes Cast	193	100.00%	<div><div></div></div>
Overvotes	0		
Undervotes	7		
Contest Totals	200		

Trustee, Place 1 – Plano ISD  
Vote For 1

	TOTAL	VOTE %	
Lauren Tyra	134	100.00%	<div><div></div></div>
Total Votes Cast	134	100.00%	<div><div></div></div>
Overvotes	0		
Undervotes	69		
Contest Totals	203		

Trustee, Place 2 – Plano ISD  
Vote For 1


	TOTAL	VOTE %	
Sam Johnson	157	92.90%	<div><div></div></div>
Xiomar Pierre	12	7.10%	<div><div></div></div>
Total Votes Cast	169	100.00%	<div><div></div></div>
Overvotes	0		
Undervotes	34		
Contest Totals	203		

Trustee, Place 3 – Plano ISD  
Vote For 1

	TOTAL	VOTE %	
Nancy C. Humphrey	130	75.14%	<div><div></div></div>
Harper Weaver	43	24.86%	<div><div></div></div>
Total Votes Cast	173	100.00%	<div><div></div></div>
Overvotes	0		
Undervotes	30		
Contest Totals	203		

Trustee, Place 6 – Plano ISD  
Vote For 1

	TOTAL	VOTE %	
Andrew Rettke	22	12.22%	<div><div></div></div>
Elisa Klein	89	49.44%	<div><div></div></div>
Dash Weerasinghe	69	38.33%	<div><div></div></div>
Total Votes Cast	180	100.00%	<div><div></div></div>
Overvotes	0		
Undervotes	23		
Contest Totals	203		



PCT 144

Statistics	TOTAL
Registered Voters - Total	2,846
Ballots Cast - Total	499
Voter Turnout - Total	17.53%

Trustee, Place 4 - Collin Co. Comm. College Dist.  
Vote For 1

	TOTAL	VOTE %
Tamara Thomas	153	36.08%
Staci L. Weaver	271	63.92%
Total Votes Cast	424	100.00%
Overvotes	0	
Undervotes	75	
Contest Totals	499	

Trustee, Place 5 - Collin Co. Comm. College Dist.  
Vote For 1

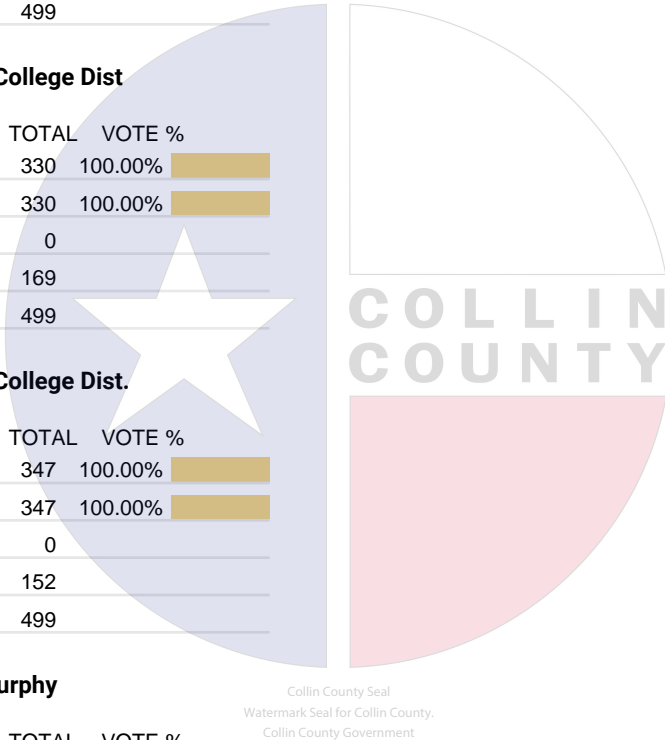
	TOTAL	VOTE %
Raj Menon	330	100.00%
Total Votes Cast	330	100.00%
Overvotes	0	
Undervotes	169	
Contest Totals	499	

Trustee, Place 6 - Collin Co. Comm. College Dist.  
Vote For 1

	TOTAL	VOTE %
Justin Adcock	347	100.00%
Total Votes Cast	347	100.00%
Overvotes	0	
Undervotes	152	
Contest Totals	499	

Council Member, Place 1 – City of Murphy  
Vote For 1

	TOTAL	VOTE %
Elizabeth Abraham	398	82.40%
Nadeem A. Khan	85	17.60%
Total Votes Cast	483	100.00%
Overvotes	0	
Undervotes	13	
Contest Totals	496	



PCT 144

Council Member, Place 2 – City of Murphy

	TOTAL	VOTE %	
W. Scott Smith	369	100.00%	<div><div></div></div>
Total Votes Cast	369	100.00%	<div><div></div></div>
Overvotes	0		
Undervotes	127		
Contest Totals	496		

Council Member, Place 4 – City of Murphy

	TOTAL	VOTE %	
Ken Oltmann	334	79.52%	<div><div></div></div>
Chris Stout	86	20.48%	<div><div></div></div>
Total Votes Cast	420	100.00%	<div><div></div></div>
Overvotes	0		
Undervotes	76		
Contest Totals	496		

Council Member, Place 6 – City of Murphy

	TOTAL	VOTE %	
Qasim Rasul	87	17.86%	<div><div></div></div>
Jene Butler	400	82.14%	<div><div></div></div>
Total Votes Cast	487	100.00%	<div><div></div></div>
Overvotes	0		
Undervotes	9		
Contest Totals	496		

Mayor – City of Sachse

	TOTAL	VOTE %	
Jeff Bickerstaff	3	100.00%	<div><div></div></div>
Matthew D. Holboke	0	0.00%	<div><div></div></div>
Total Votes Cast	3	100.00%	<div><div></div></div>
Overvotes	0		
Undervotes	0		
Contest Totals	3		

Council Member, Place 5 – City of Sachse

	TOTAL	VOTE %	
Lindsay Buhler	3	100.00%	<div><div></div></div>
Rafay Sheikh	0	0.00%	<div><div></div></div>
Total Votes Cast	3	100.00%	<div><div></div></div>
Overvotes	0		
Undervotes	0		
Contest Totals	3		

PCT 144

Council Member, Place 6 – City of Sachse

	TOTAL	VOTE %	
Matt Prestenberg	3	100.00%	<div><div></div></div>
Gurvinder Singh	0	0.00%	<div><div></div></div>
Total Votes Cast	3	100.00%	<div><div></div></div>
Overvotes	0		
Undervotes	0		
Contest Totals	3		

Proposition A – City of Sachse

	TOTAL	VOTE %	
For	2	100.00%	<div><div></div></div>
Against	0	0.00%	<div><div></div></div>
Total Votes Cast	2	100.00%	<div><div></div></div>
Overvotes	0		
Undervotes	1		
Contest Totals	3		

Trustee, Place 1 – Plano ISD

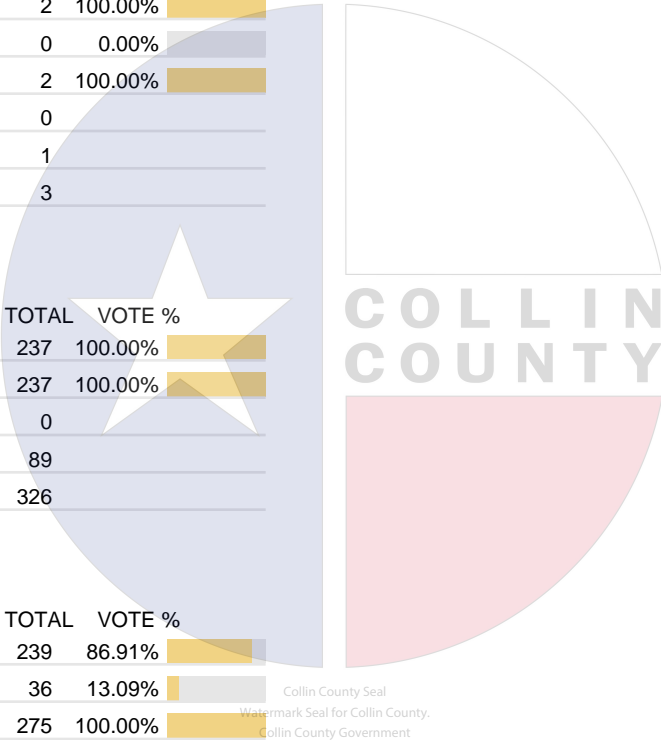
	TOTAL	VOTE %	
Lauren Tyra	237	100.00%	<div><div></div></div>
Total Votes Cast	237	100.00%	<div><div></div></div>
Overvotes	0		
Undervotes	89		
Contest Totals	326		

Trustee, Place 2 – Plano ISD

	TOTAL	VOTE %	
Sam Johnson	239	86.91%	<div><div></div></div>
Xiomar Pierre	36	13.09%	<div><div></div></div>
Total Votes Cast	275	100.00%	<div><div></div></div>
Overvotes	0		
Undervotes	51		
Contest Totals	326		

Trustee, Place 3 – Plano ISD

	TOTAL	VOTE %	
Nancy C. Humphrey	150	52.82%	<div><div></div></div>
Harper Weaver	134	47.18%	<div><div></div></div>
Total Votes Cast	284	100.00%	<div><div></div></div>
Overvotes	0		
Undervotes	42		
Contest Totals	326		






PCT 144

Trustee, Place 6 – Plano ISD  
Vote For 1

	TOTAL	VOTE %	
Andrew Rettke	46	16.14%	<div><div></div></div>
Elisa Klein	111	38.95%	<div><div></div></div>
Dash Weerasinghe	128	44.91%	<div><div></div></div>
Total Votes Cast	285	100.00%	<div><div></div></div>
Overvotes	0		
Undervotes	41		
Contest Totals	326		



Collin County Seal  
Watermark Seal for Collin County.  
Collin County Government

PCT 145

Statistics	TOTAL
Registered Voters - Total	1,706
Ballots Cast - Total	75
Voter Turnout - Total	4.40%

Trustee, Place 4 - Collin Co. Comm. College Dist.  
Vote For 1

	TOTAL	VOTE %	
Tamara Thomas	40	59.70%	<div><div></div></div>
Staci L. Weaver	27	40.30%	<div><div></div></div>
Total Votes Cast	67	100.00%	<div><div></div></div>
Overvotes	0		
Undervotes	8		
Contest Totals	75		

Trustee, Place 5 - Collin Co. Comm. College Dist  
Vote For 1

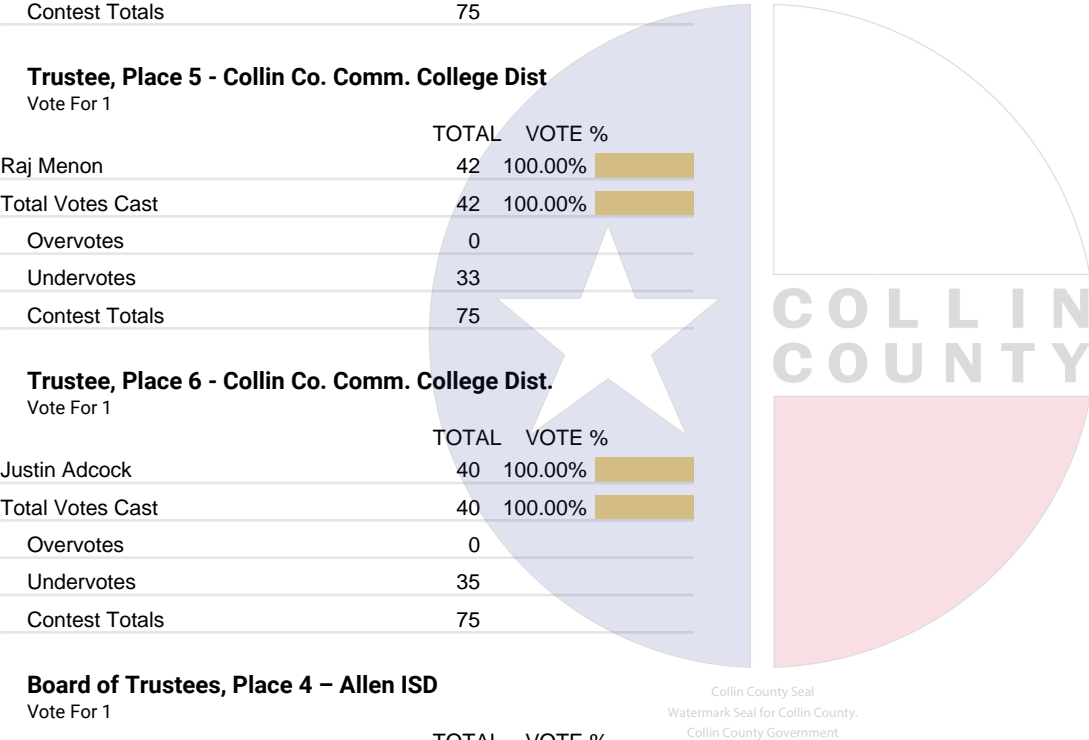
	TOTAL	VOTE %	
Raj Menon	42	100.00%	<div><div></div></div>
Total Votes Cast	42	100.00%	<div><div></div></div>
Overvotes	0		
Undervotes	33		
Contest Totals	75		

Trustee, Place 6 - Collin Co. Comm. College Dist.  
Vote For 1

	TOTAL	VOTE %	
Justin Adcock	40	100.00%	<div><div></div></div>
Total Votes Cast	40	100.00%	<div><div></div></div>
Overvotes	0		
Undervotes	35		
Contest Totals	75		

Board of Trustees, Place 4 – Allen ISD  
Vote For 1


	TOTAL	VOTE %	
Rosalind Lewis	39	54.17%	<div><div></div></div>
Becca Kinnear	33	45.83%	<div><div></div></div>
Total Votes Cast	72	100.00%	<div><div></div></div>
Overvotes	0		
Undervotes	3		
Contest Totals	75		



PCT 145

Board of Trustees, Place 5 – Allen ISD  
Vote For 1

	TOTAL	VOTE %	
Kit McKee	31	42.47%	<div><div></div><div></div></div>
Amanda Campbell	42	57.53%	<div><div></div><div></div></div>
Total Votes Cast	73	100.00%	<div><div></div><div></div></div>
Overvotes	0		
Undervotes	2		
Contest Totals	75		



Collin County Seal  
Watermark Seal for Collin County.  
Collin County Government

PCT 146

Statistics	TOTAL
Registered Voters - Total	4,694
Ballots Cast - Total	521
Voter Turnout - Total	11.10%

Trustee, Place 4 - Collin Co. Comm. College Dist.  
Vote For 1

	TOTAL	VOTE %
Tamara Thomas	173	40.42%
Staci L. Weaver	255	59.58%
Total Votes Cast	428	100.00%
Overvotes	0	
Undervotes	93	
Contest Totals	521	

Trustee, Place 5 - Collin Co. Comm. College Dist.  
Vote For 1

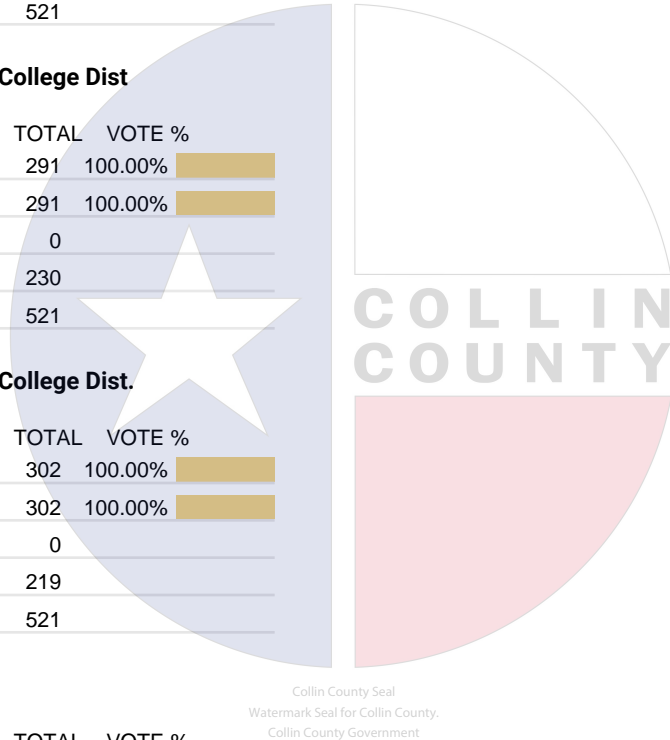
	TOTAL	VOTE %
Raj Menon	291	100.00%
Total Votes Cast	291	100.00%
Overvotes	0	
Undervotes	230	
Contest Totals	521	

Trustee, Place 6 - Collin Co. Comm. College Dist.  
Vote For 1

	TOTAL	VOTE %
Justin Adcock	302	100.00%
Total Votes Cast	302	100.00%
Overvotes	0	
Undervotes	219	
Contest Totals	521	

City Council, Place 2 – City of Frisco  
Vote For 1

	TOTAL	VOTE %
Burt Thakur	208	42.89%
Sai Krishnarajanagar	48	9.90%
Tammy Meinershagen	229	47.22%
Total Votes Cast	485	100.00%
Overvotes	0	
Undervotes	36	
Contest Totals	521	



PCT 146

City Council, Place 4 – City of Frisco  
Vote For 1

	TOTAL	VOTE %	
Josh Meek	103	21.11%	<div><div></div></div>
Jared Elad	186	38.11%	<div><div></div></div>
Jerry Spencer	33	6.76%	<div><div></div></div>
Gopal Ponangi	99	20.29%	<div><div></div></div>
Sangita Datta	67	13.73%	<div><div></div></div>
Total Votes Cast	488	100.00%	<div><div></div></div>
Overvotes	0		
Undervotes	33		
Contest Totals	521		

Proposition A – City of Frisco  
Vote For 1

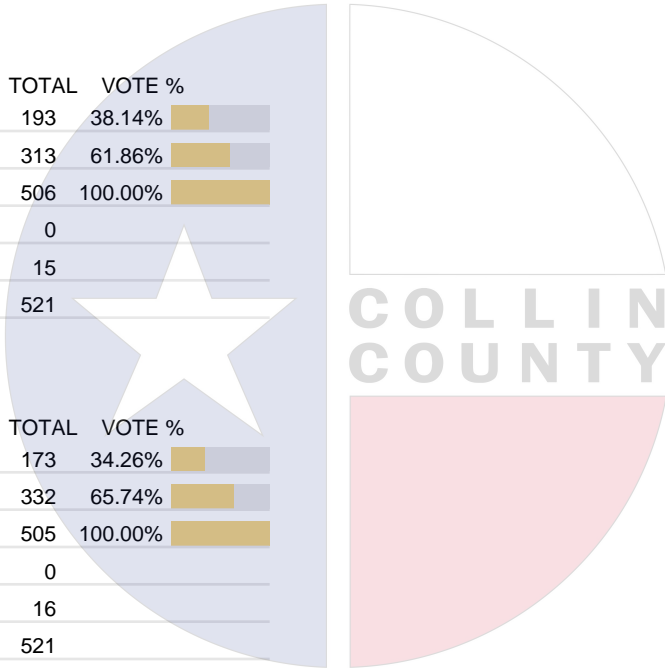
	TOTAL	VOTE %	
For	193	38.14%	<div><div></div></div>
Against	313	61.86%	<div><div></div></div>
Total Votes Cast	506	100.00%	<div><div></div></div>
Overvotes	0		
Undervotes	15		
Contest Totals	521		

Proposition B – City of Frisco  
Vote For 1

	TOTAL	VOTE %	
For	173	34.26%	<div><div></div></div>
Against	332	65.74%	<div><div></div></div>
Total Votes Cast	505	100.00%	<div><div></div></div>
Overvotes	0		
Undervotes	16		
Contest Totals	521		

Proposition C – City of Frisco  
Vote For 1

	TOTAL	VOTE %	
For	361	73.37%	<div><div></div></div>
Against	131	26.63%	<div><div></div></div>
Total Votes Cast	492	100.00%	<div><div></div></div>
Overvotes	0		
Undervotes	29		
Contest Totals	521		






Collin County Seal  
Watermark Seal for Collin County,  
Collin County Government

## PCT 146




### Proposition D – City of Frisco

Vote For 1

	TOTAL	VOTE %	
For	168	34.57%	
Against	318	65.43%	
Total Votes Cast	486	100.00%	
Overvotes	0		
Undervotes	35		
Contest Totals	521		




### Proposition E – City of Frisco

Vote For 1

	TOTAL	VOTE %	
For	232	47.84%	
Against	253	52.16%	
Total Votes Cast	485	100.00%	
Overvotes	0		
Undervotes	36		
Contest Totals	521		




### Proposition F – City of Frisco

Vote For 1

	TOTAL	VOTE %	
For	239	49.79%	
Against	241	50.21%	
Total Votes Cast	480	100.00%	
Overvotes	0		
Undervotes	41		
Contest Totals	521		




### Proposition G – City of Frisco

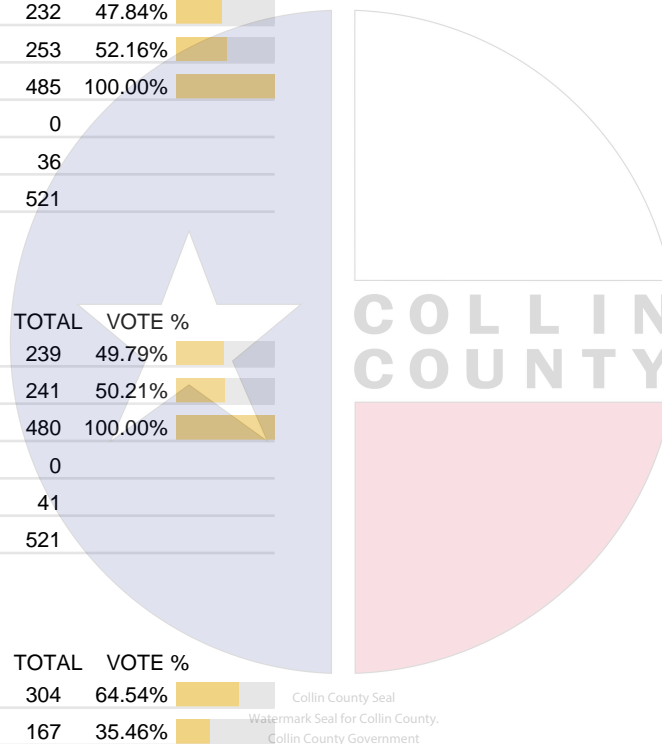
Vote For 1

	TOTAL	VOTE %	
For	304	64.54%	
Against	167	35.46%	
Total Votes Cast	471	100.00%	
Overvotes	0		
Undervotes	50		
Contest Totals	521		

### Proposition H – City of Frisco

Vote For 1

	TOTAL	VOTE %	
For	324	69.98%	
Against	139	30.02%	
Total Votes Cast	463	100.00%	
Overvotes	0		
Undervotes	58		
Contest Totals	521		



PCT 146

Proposition I – City of Frisco  
Vote For 1

	TOTAL	VOTE %	
For	204	45.33%	<div><div></div><div></div></div>
Against	246	54.67%	<div><div></div><div></div></div>
Total Votes Cast	450	100.00%	<div><div></div></div>
Overvotes	0		
Undervotes	71		
Contest Totals	521		

Proposition J – City of Frisco  
Vote For 1

	TOTAL	VOTE %	
For	201	43.60%	<div><div></div><div></div></div>
Against	260	56.40%	<div><div></div><div></div></div>
Total Votes Cast	461	100.00%	<div><div></div></div>
Overvotes	0		
Undervotes	60		
Contest Totals	521		

Proposition K – City of Frisco  
Vote For 1

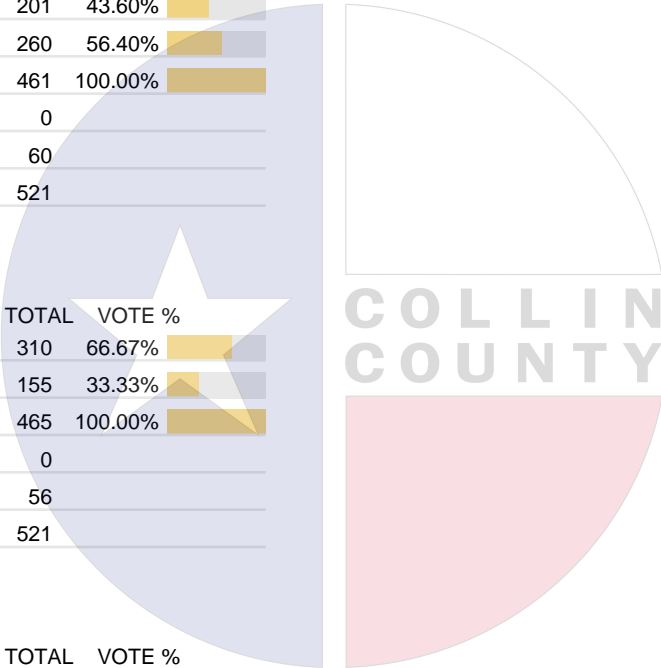
	TOTAL	VOTE %	
For	310	66.67%	<div><div></div><div></div></div>
Against	155	33.33%	<div><div></div><div></div></div>
Total Votes Cast	465	100.00%	<div><div></div></div>
Overvotes	0		
Undervotes	56		
Contest Totals	521		

Proposition L - City of Frisco  
Vote For 1

	TOTAL	VOTE %	
For	259	55.22%	<div><div></div><div></div></div>
Against	210	44.78%	<div><div></div><div></div></div>
Total Votes Cast	469	100.00%	<div><div></div></div>
Overvotes	0		
Undervotes	52		
Contest Totals	521		

Proposition M – City of Frisco  
Vote For 1

	TOTAL	VOTE %	
For	362	77.52%	<div><div></div><div></div></div>
Against	105	22.48%	<div><div></div><div></div></div>
Total Votes Cast	467	100.00%	<div><div></div></div>
Overvotes	0		
Undervotes	54		
Contest Totals	521		



Collin County Seal  
Watermark Seal for Collin County.  
Collin County Government

PCT 146

Proposition N – City of Frisco  
Vote For 1

	TOTAL	VOTE %	
For	330	70.21%	<div><div></div></div>
Against	140	29.79%	<div><div></div></div>
Total Votes Cast	470	100.00%	<div><div></div></div>
Overvotes	0		
Undervotes	51		
Contest Totals	521		

Trustee, Place 1 – Frisco ISD  
Vote For 1

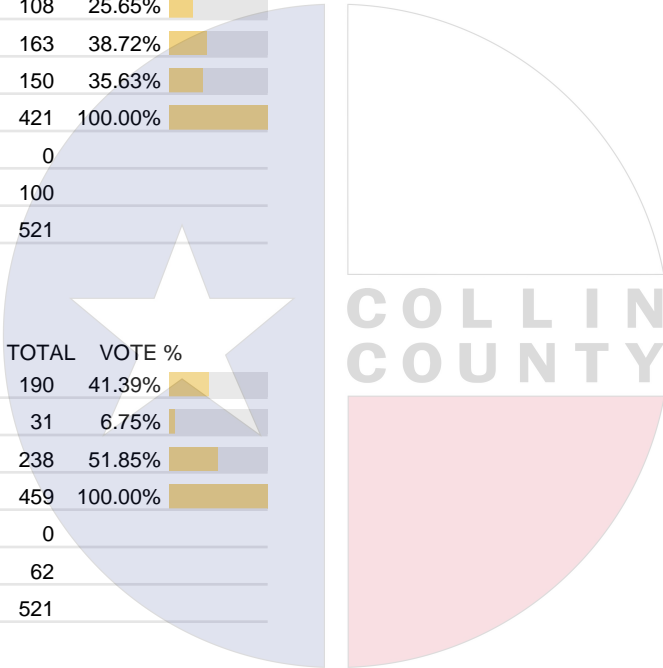
	TOTAL	VOTE %	
Amit Kalra	108	25.65%	<div><div></div></div>
Suresh Manduva	163	38.72%	<div><div></div></div>
Muni Janagarajan	150	35.63%	<div><div></div></div>
Total Votes Cast	421	100.00%	<div><div></div></div>
Overvotes	0		
Undervotes	100		
Contest Totals	521		

Trustee, Place 2 – Frisco ISD  
Vote For 1

	TOTAL	VOTE %	
Melanie Barrios Jones	190	41.39%	<div><div></div></div>
Ange Yao	31	6.75%	<div><div></div></div>
Renee Sample	238	51.85%	<div><div></div></div>
Total Votes Cast	459	100.00%	<div><div></div></div>
Overvotes	0		
Undervotes	62		
Contest Totals	521		

Trustee, Place 3 – Frisco ISD  
Vote For 1

	TOTAL	VOTE %	
Stuart Shulman	215	46.84%	<div><div></div></div>
Stephanie Elad	244	53.16%	<div><div></div></div>
Total Votes Cast	459	100.00%	<div><div></div></div>
Overvotes	0		
Undervotes	62		
Contest Totals	521		



Collin County Seal  
Watermark Seal for Collin County,  
Collin County Government



PCT 147

Statistics	TOTAL
Registered Voters - Total	2,102
Ballots Cast - Total	56
Voter Turnout - Total	2.66%

Trustee, Place 4 - Collin Co. Comm. College Dist.  
Vote For 1

	TOTAL	VOTE %	
Tamara Thomas	22	42.31%	<div><div></div></div>
Staci L. Weaver	30	57.69%	<div><div></div></div>
Total Votes Cast	52	100.00%	<div><div></div></div>
Overvotes	0		
Undervotes	4		
Contest Totals	56		

Trustee, Place 5 - Collin Co. Comm. College Dist.  
Vote For 1

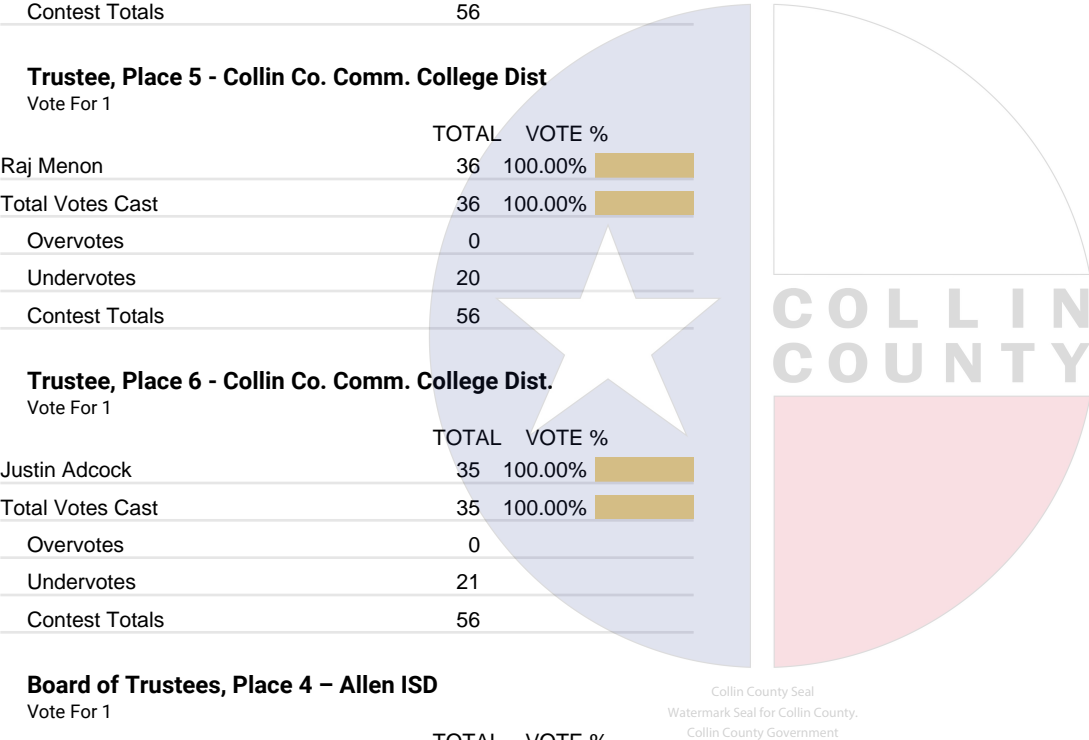
	TOTAL	VOTE %	
Raj Menon	36	100.00%	<div><div></div></div>
Total Votes Cast	36	100.00%	<div><div></div></div>
Overvotes	0		
Undervotes	20		
Contest Totals	56		

Trustee, Place 6 - Collin Co. Comm. College Dist.  
Vote For 1

	TOTAL	VOTE %	
Justin Adcock	35	100.00%	<div><div></div></div>
Total Votes Cast	35	100.00%	<div><div></div></div>
Overvotes	0		
Undervotes	21		
Contest Totals	56		

Board of Trustees, Place 4 - Allen ISD  
Vote For 1


	TOTAL	VOTE %	
Rosalind Lewis	27	50.94%	<div><div></div></div>
Becca Kinnear	26	49.06%	<div><div></div></div>
Total Votes Cast	53	100.00%	<div><div></div></div>
Overvotes	0		
Undervotes	3		
Contest Totals	56		



PCT 147

Board of Trustees, Place 5 – Allen ISD  
Vote For 1

	TOTAL	VOTE %	
Kit McKee	16	30.19%	<div><div></div></div>
Amanda Campbell	37	69.81%	<div><div></div></div>
Total Votes Cast	53	100.00%	<div><div></div></div>
Overvotes	0		
Undervotes	3		
Contest Totals	56		



Collin County Seal  
Watermark Seal for Collin County.  
Collin County Government

PCT 148

Statistics	TOTAL
Registered Voters - Total	1,208
Ballots Cast - Total	256
Voter Turnout - Total	21.19%

Trustee, Place 4 - Collin Co. Comm. College Dist.  
Vote For 1

	TOTAL	VOTE %	
Tamara Thomas	109	64.50%	<div><div></div></div>
Staci L. Weaver	60	35.50%	<div><div></div></div>
Total Votes Cast	169	100.00%	<div><div></div></div>
Overvotes	0		
Undervotes	87		
Contest Totals	256		

Trustee, Place 5 - Collin Co. Comm. College Dist.  
Vote For 1

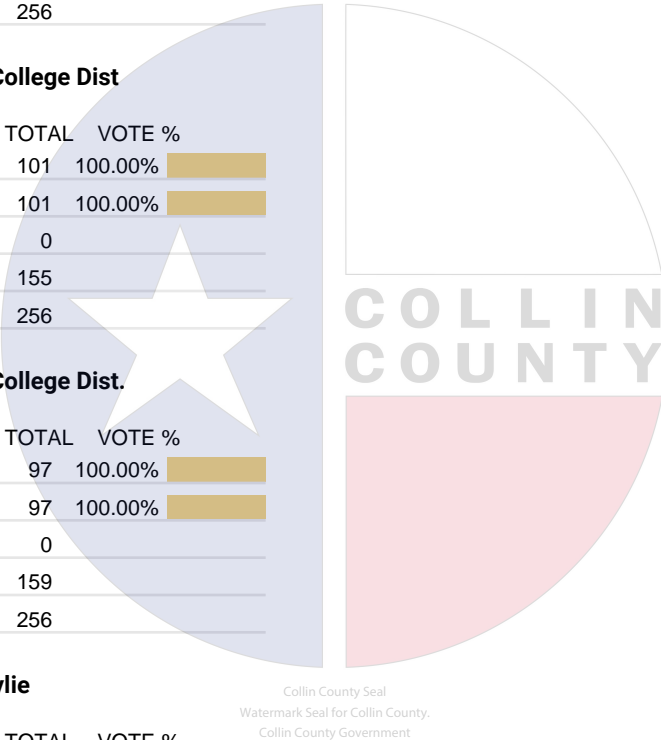
	TOTAL	VOTE %	
Raj Menon	101	100.00%	<div><div></div></div>
Total Votes Cast	101	100.00%	<div><div></div></div>
Overvotes	0		
Undervotes	155		
Contest Totals	256		

Trustee, Place 6 - Collin Co. Comm. College Dist.  
Vote For 1

	TOTAL	VOTE %	
Justin Adcock	97	100.00%	<div><div></div></div>
Total Votes Cast	97	100.00%	<div><div></div></div>
Overvotes	0		
Undervotes	159		
Contest Totals	256		

Council Member, Place 1 – City of Wylie  
Vote For 1

	TOTAL	VOTE %	
David R. Duke	97	100.00%	<div><div></div></div>
Total Votes Cast	97	100.00%	<div><div></div></div>
Overvotes	0		
Undervotes	159		
Contest Totals	256		



PCT 148

Council Member, Place 3 – City of Wylie  
Vote For 1

	TOTAL	VOTE %	
Hamza Fraz	200	79.05%	<div><div></div></div>
Todd J. Pickens	53	20.95%	<div><div></div></div>
Total Votes Cast	253	100.00%	<div><div></div></div>
Overvotes	0		
Undervotes	3		
Contest Totals	256		

Proposition A – City of Wylie  
Vote For 1

	TOTAL	VOTE %	
FOR THE MEASURE	71	38.17%	<div><div></div></div>
AGAINST THE MEASURE	115	61.83%	<div><div></div></div>
Total Votes Cast	186	100.00%	<div><div></div></div>
Overvotes	0		
Undervotes	70		
Contest Totals	256		

Proposition B – City of Wylie  
Vote For 1

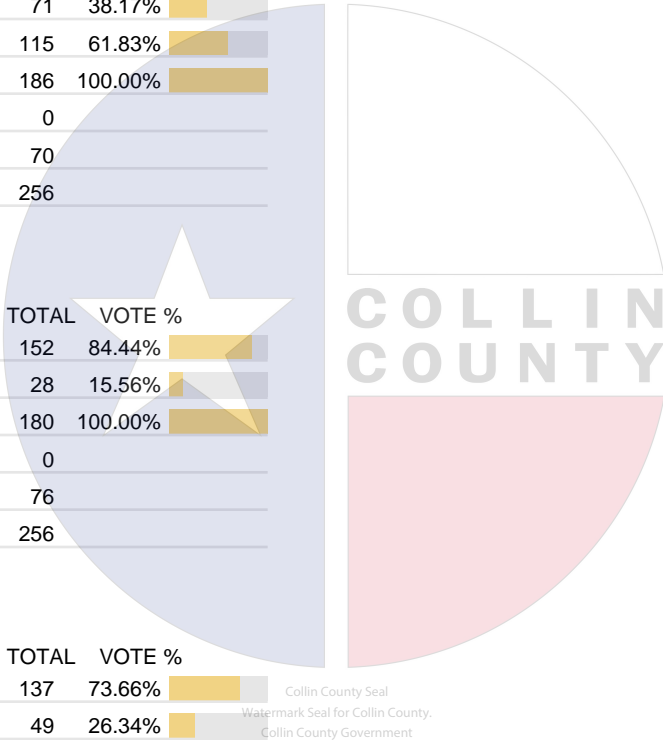
	TOTAL	VOTE %	
FOR THE MEASURE	152	84.44%	<div><div></div></div>
AGAINST THE MEASURE	28	15.56%	<div><div></div></div>
Total Votes Cast	180	100.00%	<div><div></div></div>
Overvotes	0		
Undervotes	76		
Contest Totals	256		

Proposition C – City of Wylie  
Vote For 1

	TOTAL	VOTE %	
FOR THE MEASURE	137	73.66%	<div><div></div></div>
AGAINST THE MEASURE	49	26.34%	<div><div></div></div>
Total Votes Cast	186	100.00%	<div><div></div></div>
Overvotes	0		
Undervotes	70		
Contest Totals	256		

Proposition D – City of Wylie  
Vote For 1

	TOTAL	VOTE %	
FOR THE MEASURE	153	84.07%	<div><div></div></div>
AGAINST THE MEASURE	29	15.93%	<div><div></div></div>
Total Votes Cast	182	100.00%	<div><div></div></div>
Overvotes	0		
Undervotes	74		
Contest Totals	256		



## PCT 148

### Proposition E – City of Wylie

Vote For 1

	TOTAL	VOTE %	
FOR THE MEASURE	82	46.07%	<div><div></div><div></div></div>
AGAINST THE MEASURE	96	53.93%	<div><div></div><div></div></div>
Total Votes Cast	178	100.00%	<div><div></div></div>
Overvotes	0		
Undervotes	78		
Contest Totals	256		

### Proposition F – City of Wylie

Vote For 1

	TOTAL	VOTE %	
FOR THE MEASURE	114	61.96%	<div><div></div><div></div></div>
AGAINST THE MEASURE	70	38.04%	<div><div></div><div></div></div>
Total Votes Cast	184	100.00%	<div><div></div></div>
Overvotes	0		
Undervotes	72		
Contest Totals	256		

### Proposition G – City of Wylie

Vote For 1

	TOTAL	VOTE %	
FOR THE MEASURE	77	42.31%	<div><div></div><div></div></div>
AGAINST THE MEASURE	105	57.69%	<div><div></div><div></div></div>
Total Votes Cast	182	100.00%	<div><div></div></div>
Overvotes	0		
Undervotes	74		
Contest Totals	256		

### Proposition H – City of Wylie

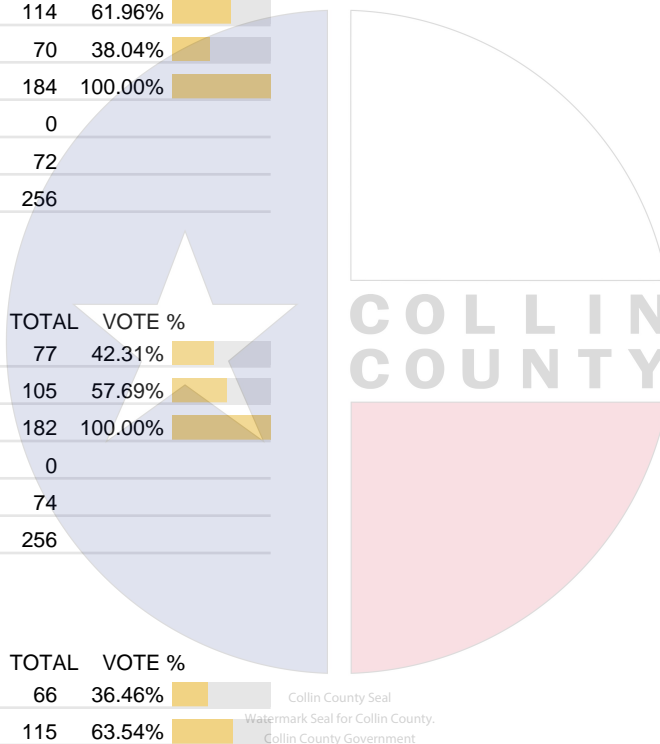
Vote For 1

	TOTAL	VOTE %	
FOR THE MEASURE	66	36.46%	<div><div></div><div></div></div>
AGAINST THE MEASURE	115	63.54%	<div><div></div><div></div></div>
Total Votes Cast	181	100.00%	<div><div></div></div>
Overvotes	0		
Undervotes	75		
Contest Totals	256		

### Proposition I – City of Wylie

Vote For 1

	TOTAL	VOTE %	
FOR THE MEASURE	124	73.81%	<div><div></div><div></div></div>
AGAINST THE MEASURE	44	26.19%	<div><div></div><div></div></div>
Total Votes Cast	168	100.00%	<div><div></div></div>
Overvotes	0		
Undervotes	88		
Contest Totals	256		



## PCT 148

### Proposition J – City of Wylie

Vote For 1

	TOTAL	VOTE %	
FOR THE MEASURE	143	78.14%	<div><div></div></div>
AGAINST THE MEASURE	40	21.86%	<div><div></div></div>
Total Votes Cast	183	100.00%	<div><div></div></div>
Overvotes	0		
Undervotes	73		
Contest Totals	256		

### Proposition K – City of Wylie

Vote For 1

	TOTAL	VOTE %	
FOR THE MEASURE	98	55.37%	<div><div></div></div>
AGAINST THE MEASURE	79	44.63%	<div><div></div></div>
Total Votes Cast	177	100.00%	<div><div></div></div>
Overvotes	0		
Undervotes	79		
Contest Totals	256		

### Proposition L – City of Wylie

Vote For 1

	TOTAL	VOTE %	
FOR THE MEASURE	157	88.20%	<div><div></div></div>
AGAINST THE MEASURE	21	11.80%	<div><div></div></div>
Total Votes Cast	178	100.00%	<div><div></div></div>
Overvotes	0		
Undervotes	78		
Contest Totals	256		

### Proposition M – City of Wylie

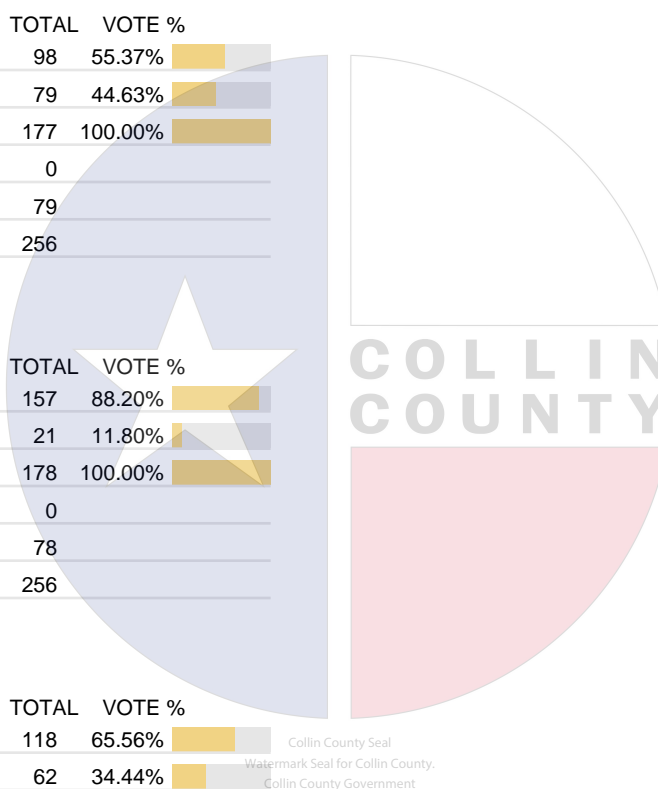
Vote For 1

	TOTAL	VOTE %	
FOR THE MEASURE	118	65.56%	<div><div></div></div>
AGAINST THE MEASURE	62	34.44%	<div><div></div></div>
Total Votes Cast	180	100.00%	<div><div></div></div>
Overvotes	0		
Undervotes	76		
Contest Totals	256		

### Proposition N – City of Wylie

Vote For 1

	TOTAL	VOTE %	
FOR THE MEASURE	82	51.25%	<div><div></div></div>
AGAINST THE MEASURE	78	48.75%	<div><div></div></div>
Total Votes Cast	160	100.00%	<div><div></div></div>
Overvotes	0		
Undervotes	96		
Contest Totals	256		



## PCT 148

### Proposition O – City of Wylie

Vote For 1

	TOTAL	VOTE %	
FOR THE MEASURE	110	67.07%	<div><div></div></div>
AGAINST THE MEASURE	54	32.93%	<div><div></div></div>
Total Votes Cast	164	100.00%	<div><div></div></div>
Overvotes	0		
Undervotes	92		
Contest Totals	256		

### Proposition P – City of Wylie

Vote For 1

	TOTAL	VOTE %	
FOR THE MEASURE	115	66.47%	<div><div></div></div>
AGAINST THE MEASURE	58	33.53%	<div><div></div></div>
Total Votes Cast	173	100.00%	<div><div></div></div>
Overvotes	0		
Undervotes	83		
Contest Totals	256		

### Proposition Q – City of Wylie

Vote For 1

	TOTAL	VOTE %	
FOR THE MEASURE	155	90.12%	<div><div></div></div>
AGAINST THE MEASURE	17	9.88%	<div><div></div></div>
Total Votes Cast	172	100.00%	<div><div></div></div>
Overvotes	0		
Undervotes	84		
Contest Totals	256		

### Proposition R – City of Wylie

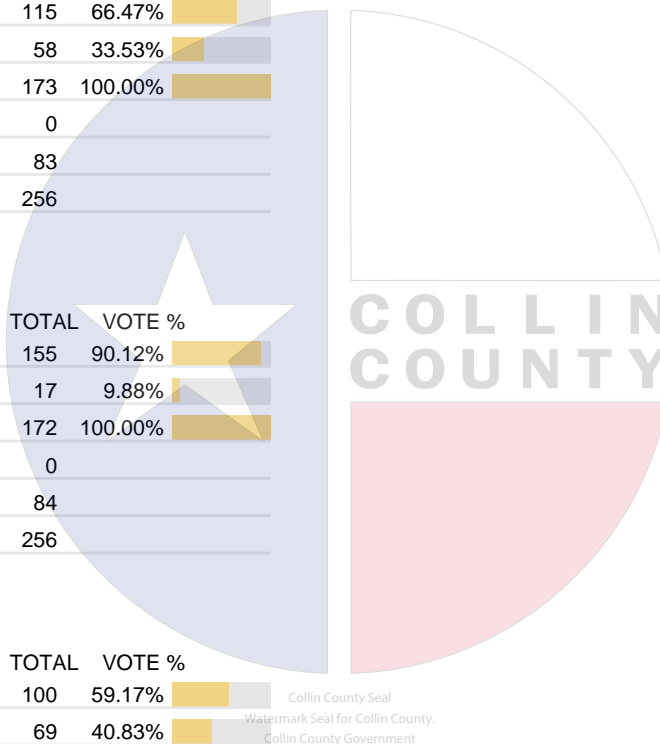
Vote For 1

	TOTAL	VOTE %	
FOR THE MEASURE	100	59.17%	<div><div></div></div>
AGAINST THE MEASURE	69	40.83%	<div><div></div></div>
Total Votes Cast	169	100.00%	<div><div></div></div>
Overvotes	0		
Undervotes	87		
Contest Totals	256		

### Proposition S – City of Wylie

Vote For 1

	TOTAL	VOTE %	
FOR THE MEASURE	127	79.38%	<div><div></div></div>
AGAINST THE MEASURE	33	20.62%	<div><div></div></div>
Total Votes Cast	160	100.00%	<div><div></div></div>
Overvotes	0		
Undervotes	96		
Contest Totals	256		



## PCT 148

### Proposition T – City of Wylie

Vote For 1

	TOTAL	VOTE %	
FOR THE MEASURE	58	35.37%	
AGAINST THE MEASURE	106	64.63%	
Total Votes Cast	164	100.00%	
Overvotes	0		
Undervotes	92		
Contest Totals	256		

### Proposition U – City of Wylie

Vote For 1

	TOTAL	VOTE %	
FOR THE MEASURE	141	85.45%	
AGAINST THE MEASURE	24	14.55%	
Total Votes Cast	165	100.00%	
Overvotes	0		
Undervotes	91		
Contest Totals	256		

### Proposition V – City of Wylie

Vote For 1

	TOTAL	VOTE %	
FOR THE MEASURE	109	59.89%	
AGAINST THE MEASURE	73	40.11%	
Total Votes Cast	182	100.00%	
Overvotes	0		
Undervotes	74		
Contest Totals	256		

### Proposition W – City of Wylie

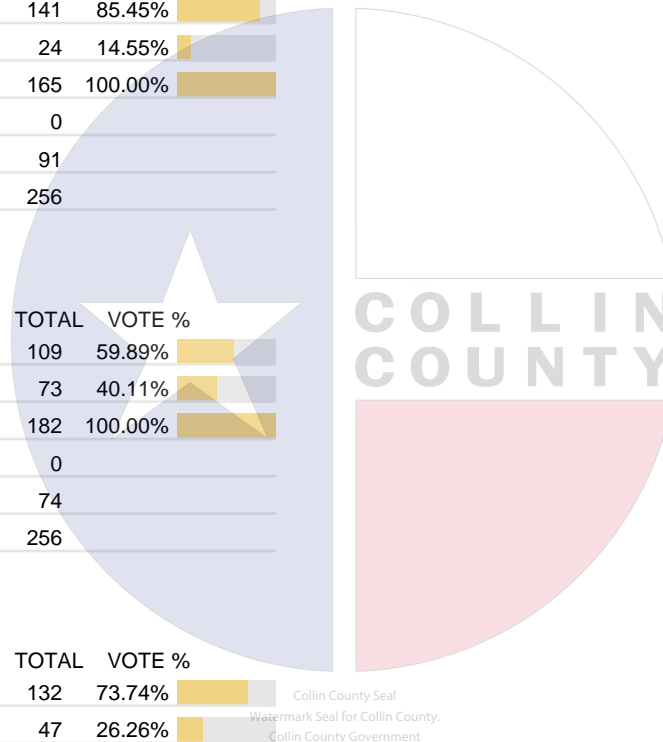
Vote For 1

	TOTAL	VOTE %	
FOR THE MEASURE	132	73.74%	
AGAINST THE MEASURE	47	26.26%	
Total Votes Cast	179	100.00%	
Overvotes	0		
Undervotes	77		
Contest Totals	256		

### Proposition X – City of Wylie

Vote For 1

	TOTAL	VOTE %	
FOR THE MEASURE	147	83.52%	
AGAINST THE MEASURE	29	16.48%	
Total Votes Cast	176	100.00%	
Overvotes	0		
Undervotes	80		
Contest Totals	256		





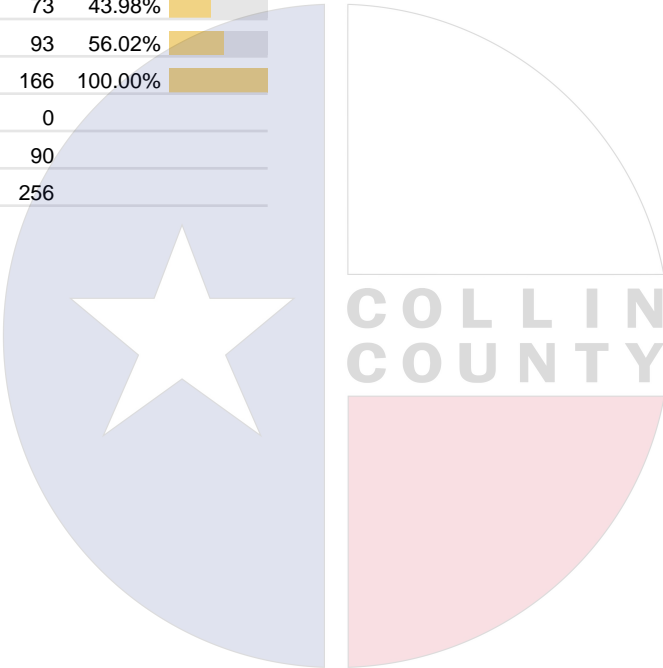
PCT 148

Proposition Y – City of Wylie  
Vote For 1

	TOTAL	VOTE %	
FOR THE MEASURE	142	86.06%	<div><div></div></div>
AGAINST THE MEASURE	23	13.94%	<div><div></div></div>
Total Votes Cast	165	100.00%	<div><div></div></div>
Overvotes	0		
Undervotes	91		
Contest Totals	256		

Proposition Z – City of Wylie  
Vote For 1

	TOTAL	VOTE %	
FOR THE MEASURE	73	43.98%	<div><div></div></div>
AGAINST THE MEASURE	93	56.02%	<div><div></div></div>
Total Votes Cast	166	100.00%	<div><div></div></div>
Overvotes	0		
Undervotes	90		
Contest Totals	256		



Collin County Seal  
Watermark Seal for Collin County.  
Collin County Government

PCT 149

Statistics	TOTAL
Registered Voters - Total	4,479
Ballots Cast - Total	919
Voter Turnout - Total	20.52%

Trustee, Place 4 - Collin Co. Comm. College Dist.  
Vote For 1

	TOTAL	VOTE %
Tamara Thomas	287	40.08%
Staci L. Weaver	429	59.92%
Total Votes Cast	716	100.00%
Overvotes	0	
Undervotes	203	
Contest Totals	919	

Trustee, Place 5 - Collin Co. Comm. College Dist.  
Vote For 1

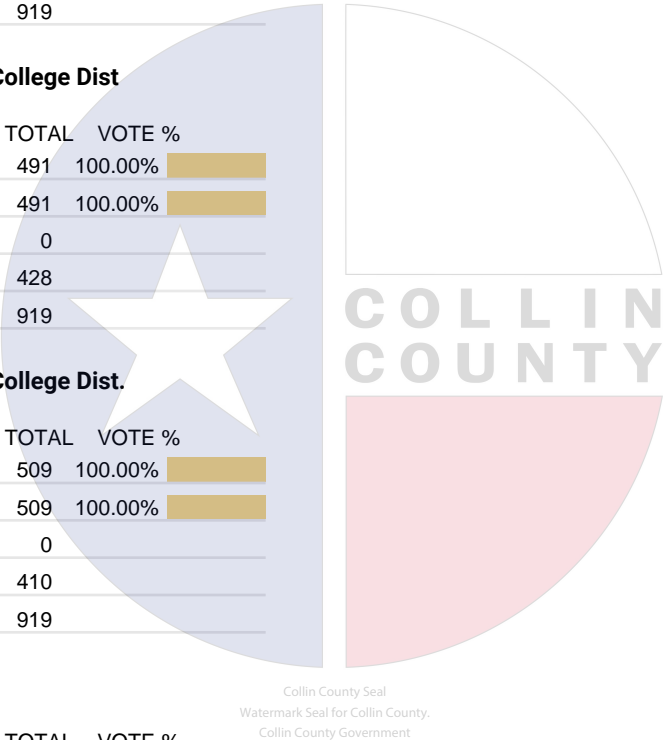
	TOTAL	VOTE %
Raj Menon	491	100.00%
Total Votes Cast	491	100.00%
Overvotes	0	
Undervotes	428	
Contest Totals	919	

Trustee, Place 6 - Collin Co. Comm. College Dist.  
Vote For 1

	TOTAL	VOTE %
Justin Adcock	509	100.00%
Total Votes Cast	509	100.00%
Overvotes	0	
Undervotes	410	
Contest Totals	919	

Mayor – City of McKinney  
Vote For 1

	TOTAL	VOTE %
Matt “Doc” Rostami	49	5.38%
Taylor Willingham	54	5.93%
Bill Cox	415	45.55%
Scott Sanford	393	43.14%
Total Votes Cast	911	100.00%
Overvotes	0	
Undervotes	8	
Contest Totals	919	



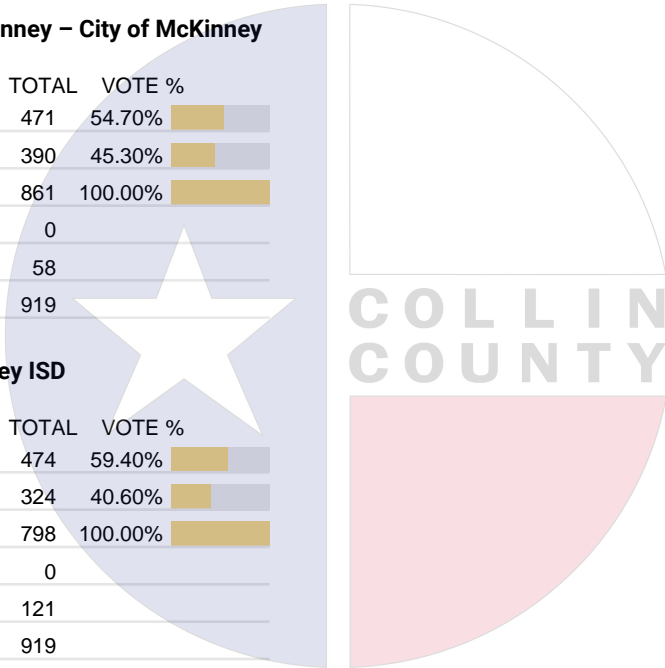
PCT 149

Council Member, At-Large No. 1 – City of McKinney		
Vote For 1		
	TOTAL	VOTE %
Brian J. Magnuson	183	22.24%
Derrick Tarver	152	18.47%
Ernest Lynch	208	25.27%
Taha Ansari	111	13.49%
Jim Garrison	169	20.53%
Total Votes Cast	823	100.00%
Overvotes	0	
Undervotes	96	
Contest Totals	919	

Council Member, District No. 3, McKinney – City of McKinney		
Vote For 1		
	TOTAL	VOTE %
Gere Feltus	471	54.70%
Tammy Warren	390	45.30%
Total Votes Cast	861	100.00%
Overvotes	0	
Undervotes	58	
Contest Totals	919	

Board of Trustees, Place 2 – McKinney ISD		
Vote For 1		
	TOTAL	VOTE %
Kenneth Ussery	474	59.40%
Deborah Klosky	324	40.60%
Total Votes Cast	798	100.00%
Overvotes	0	
Undervotes	121	
Contest Totals	919	

Board of Trustees, Place 7 – McKinney ISD		
Vote For 1		
	TOTAL	VOTE %
Harvey Oaxaca	565	100.00%
Total Votes Cast	565	100.00%
Overvotes	0	
Undervotes	354	
Contest Totals	919	



Collin County Seal  
Watermark Seal for Collin County,  
Collin County Government

PCT 150

Statistics	TOTAL
Registered Voters - Total	5,542
Ballots Cast - Total	329
Voter Turnout - Total	5.94%

Trustee, Place 4 - Collin Co. Comm. College Dist.  
Vote For 1

	TOTAL	VOTE %
Tamara Thomas	148	50.68%
Staci L. Weaver	144	49.32%
Total Votes Cast	292	100.00%
Overvotes	0	
Undervotes	37	
Contest Totals	329	

Trustee, Place 5 - Collin Co. Comm. College Dist.  
Vote For 1

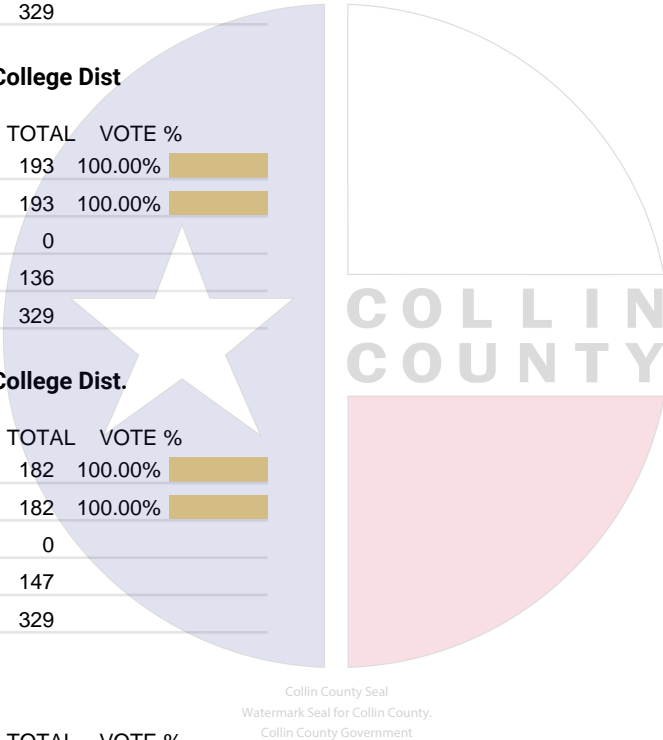
	TOTAL	VOTE %
Raj Menon	193	100.00%
Total Votes Cast	193	100.00%
Overvotes	0	
Undervotes	136	
Contest Totals	329	

Trustee, Place 6 - Collin Co. Comm. College Dist.  
Vote For 1

	TOTAL	VOTE %
Justin Adcock	182	100.00%
Total Votes Cast	182	100.00%
Overvotes	0	
Undervotes	147	
Contest Totals	329	

Mayor – City of McKinney  
Vote For 1

	TOTAL	VOTE %
Matt “Doc” Rostami	1	12.50%
Taylor Willingham	2	25.00%
Bill Cox	2	25.00%
Scott Sanford	3	37.50%
Total Votes Cast	8	100.00%
Overvotes	0	
Undervotes	0	
Contest Totals	8	



PCT 150

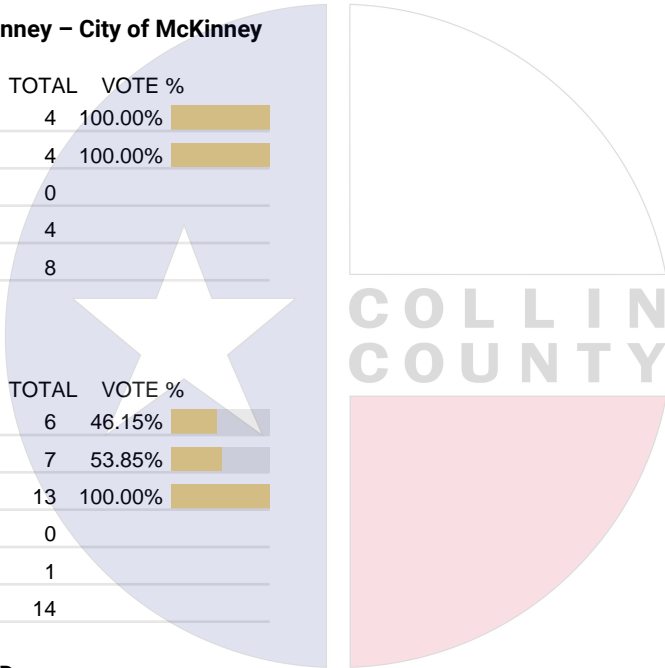
Council Member, At-Large No. 1 – City of McKinney		
Vote For 1		
	TOTAL	VOTE %
Brian J. Magnuson	1	14.29%
Derrick Tarver	1	14.29%
Ernest Lynch	3	42.86%
Taha Ansari	0	0.00%
Jim Garrison	2	28.57%
Total Votes Cast	7	100.00%
Overvotes	0	
Undervotes	1	
Contest Totals	8	

Council Member, District No. 1, McKinney – City of McKinney		
Vote For 1		
	TOTAL	VOTE %
Justin Beller	4	100.00%
Total Votes Cast	4	100.00%
Overvotes	0	
Undervotes	4	
Contest Totals	8	

Mayor – City of Melissa		
Vote For 1		
	TOTAL	VOTE %
Rajae Kennedy	6	46.15%
Jay Northcut	7	53.85%
Total Votes Cast	13	100.00%
Overvotes	0	
Undervotes	1	
Contest Totals	14	

Board of Trustees, Place 1 – Anna ISD		
Vote For 1		
	TOTAL	VOTE %
Tiffany Terry	0	
Total Votes Cast	0	
Overvotes	0	
Undervotes	0	
Contest Totals	0	

Board of Trustees, Place 3 – Anna ISD		
Vote For 1		
	TOTAL	VOTE %
Jose Vargas	0	
Total Votes Cast	0	
Overvotes	0	
Undervotes	0	
Contest Totals	0	



Collin County Seal  
Watermark Seal for Collin County,  
Collin County Government

## PCT 150

### Board of Trustees, Place 4 – Anna ISD

Vote For 1

	TOTAL	VOTE %
Kavanski Morrison	0	
Cody Bridwell	0	
Eliana Mellet	0	
Carrie Butler	0	
Total Votes Cast	0	
Overvotes	0	
Undervotes	0	
Contest Totals	0	

### Board of Trustees, Place 2 – McKinney ISD

Vote For 1

	TOTAL	VOTE %
Kenneth Ussery	183	61.62%
Deborah Klosky	114	38.38%
Total Votes Cast	297	100.00%
Overvotes	0	
Undervotes	18	
Contest Totals	315	

### Board of Trustees, Place 7 – McKinney ISD

Vote For 1

	TOTAL	VOTE %
Harvey Oaxaca	199	100.00%
Total Votes Cast	199	100.00%
Overvotes	0	
Undervotes	116	
Contest Totals	315	

### Trustee, Place 6 – Melissa ISD

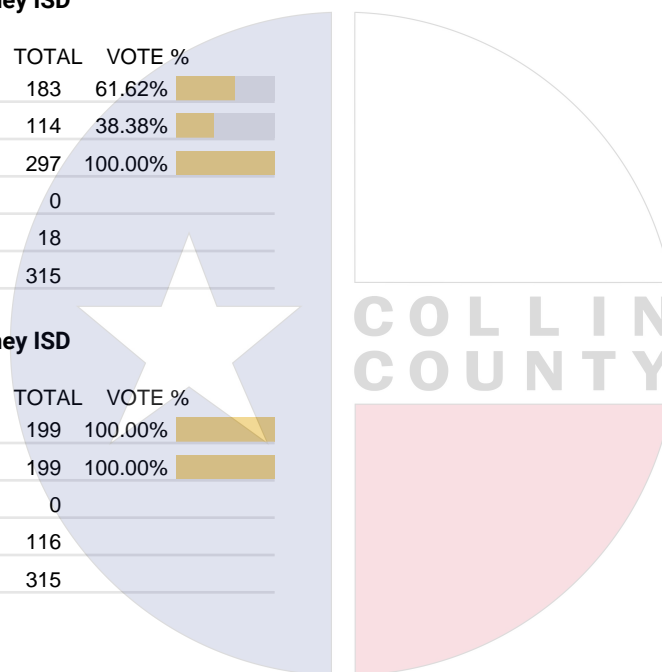
Vote For 1

	TOTAL	VOTE %
Amy Feagin	13	100.00%
Total Votes Cast	13	100.00%
Overvotes	0	
Undervotes	1	
Contest Totals	14	

### Trustee, Place 7 – Melissa ISD

Vote For 1

	TOTAL	VOTE %
Paul Anderson	5	41.67%
Robyn Brown	7	58.33%
Total Votes Cast	12	100.00%
Overvotes	0	
Undervotes	2	
Contest Totals	14	



Collin County Seal  
Watermark Seal for Collin County.  
Collin County Government

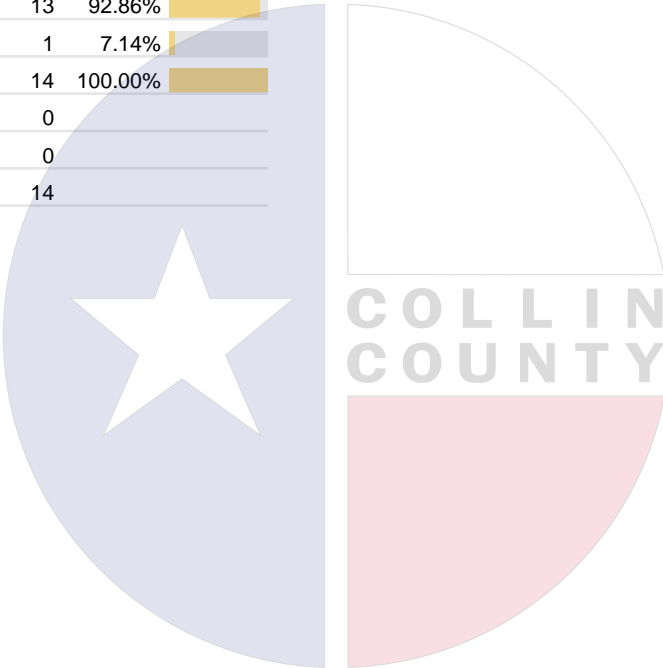
PCT 150

Proposition A – Melissa ISD  
Vote For 1

	TOTAL	VOTE %	
FOR	13	92.86%	<div><div></div></div>
AGAINST	1	7.14%	<div><div></div></div>
Total Votes Cast	14	100.00%	<div><div></div></div>
Overvotes	0		
Undervotes	0		
Contest Totals	14		

Proposition B – Melissa ISD  
Vote For 1

	TOTAL	VOTE %	
FOR	13	92.86%	<div><div></div></div>
AGAINST	1	7.14%	<div><div></div></div>
Total Votes Cast	14	100.00%	<div><div></div></div>
Overvotes	0		
Undervotes	0		
Contest Totals	14		



Collin County Seal  
Watermark Seal for Collin County.  
Collin County Government

PCT 151

Statistics	TOTAL
Registered Voters - Total	1,825
Ballots Cast - Total	66
Voter Turnout - Total	3.62%

Trustee, Place 4 - Collin Co. Comm. College Dist.  
Vote For 1

	TOTAL	VOTE %	
Tamara Thomas	34	59.65%	<div><div></div></div>
Staci L. Weaver	23	40.35%	<div><div></div></div>
Total Votes Cast	57	100.00%	<div><div></div></div>
Overvotes	0		
Undervotes	9		
Contest Totals	66		

Trustee, Place 5 - Collin Co. Comm. College Dist.  
Vote For 1

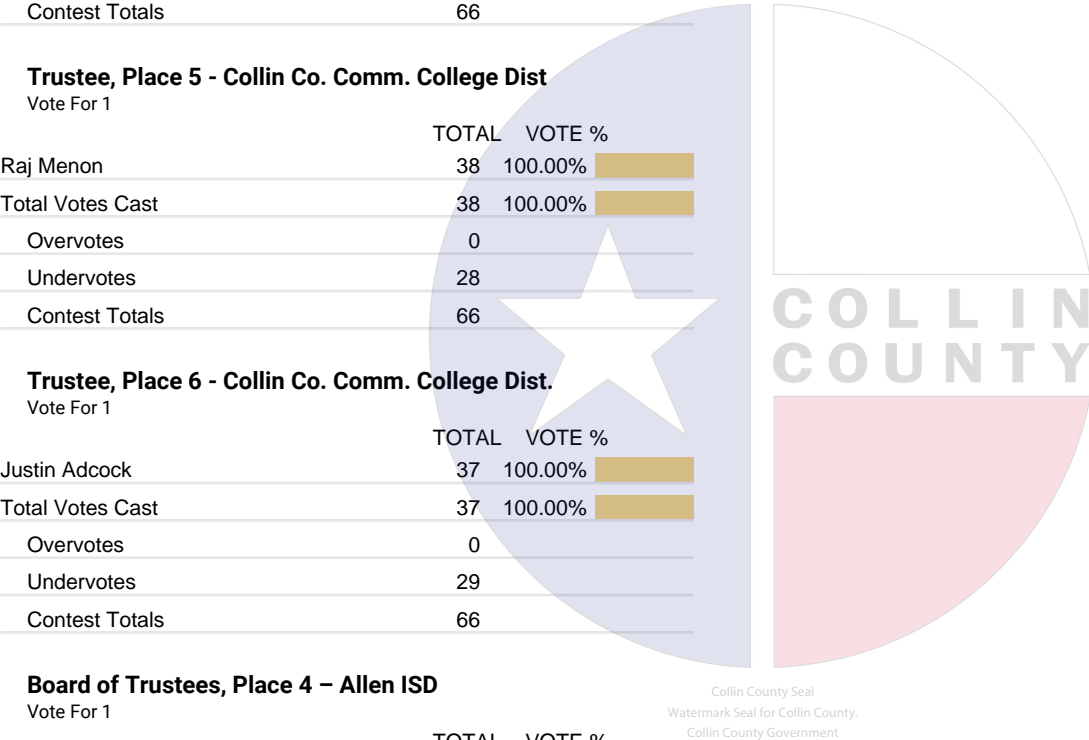
	TOTAL	VOTE %	
Raj Menon	38	100.00%	<div><div></div></div>
Total Votes Cast	38	100.00%	<div><div></div></div>
Overvotes	0		
Undervotes	28		
Contest Totals	66		

Trustee, Place 6 - Collin Co. Comm. College Dist.  
Vote For 1

	TOTAL	VOTE %	
Justin Adcock	37	100.00%	<div><div></div></div>
Total Votes Cast	37	100.00%	<div><div></div></div>
Overvotes	0		
Undervotes	29		
Contest Totals	66		

Board of Trustees, Place 4 - Allen ISD  
Vote For 1

	TOTAL	VOTE %	
Rosalind Lewis	32	53.33%	<div><div></div></div>
Becca Kinnear	28	46.67%	<div><div></div></div>
Total Votes Cast	60	100.00%	<div><div></div></div>
Overvotes	0		
Undervotes	6		
Contest Totals	66		






PCT 151

Board of Trustees, Place 5 – Allen ISD  
Vote For 1

	TOTAL	VOTE %	
Kit McKee	25	39.68%	<div><div></div></div>
Amanda Campbell	38	60.32%	<div><div></div></div>
Total Votes Cast	63	100.00%	<div><div></div></div>
Overvotes	0		
Undervotes	3		
Contest Totals	66		



Collin County Seal  
Watermark Seal for Collin County.  
Collin County Government

PCT 152

Statistics	TOTAL
Registered Voters - Total	270
Ballots Cast - Total	23
Voter Turnout - Total	8.52%

Trustee, Place 4 - Collin Co. Comm. College Dist.  
Vote For 1

	TOTAL	VOTE %	
Tamara Thomas	15	75.00%	<div><div></div></div>
Staci L. Weaver	5	25.00%	<div><div></div></div>
Total Votes Cast	20	100.00%	<div><div></div></div>
Overvotes	0		
Undervotes	3		
Contest Totals	23		

Trustee, Place 5 - Collin Co. Comm. College Dist.  
Vote For 1

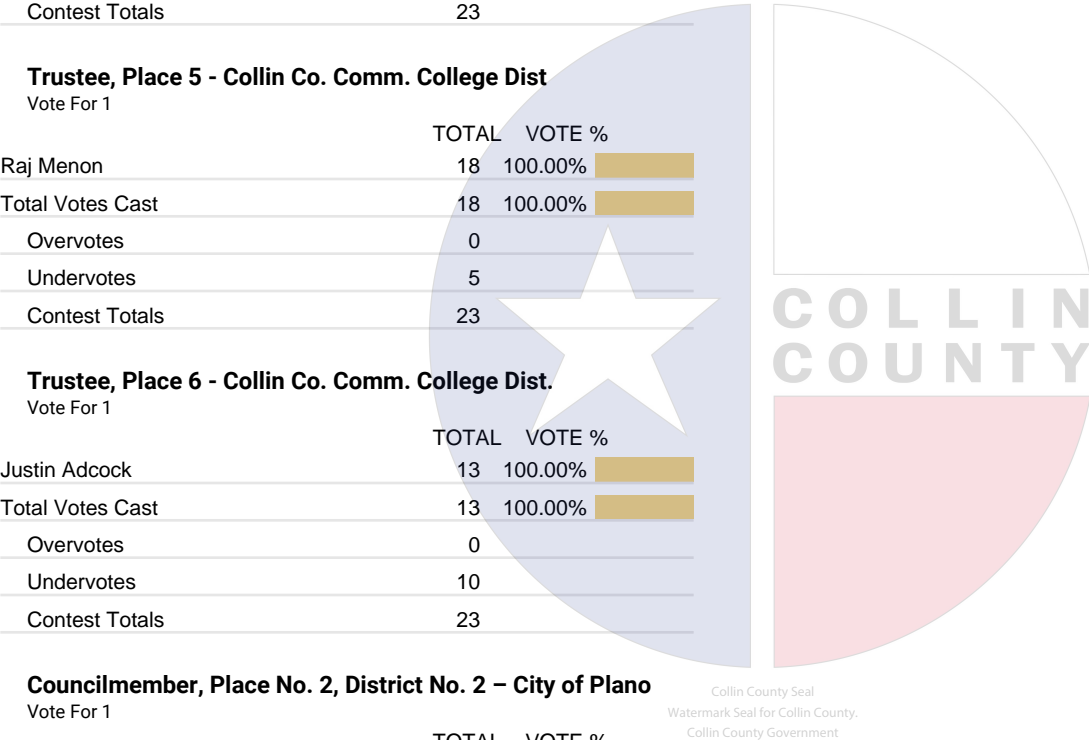
	TOTAL	VOTE %	
Raj Menon	18	100.00%	<div><div></div></div>
Total Votes Cast	18	100.00%	<div><div></div></div>
Overvotes	0		
Undervotes	5		
Contest Totals	23		

Trustee, Place 6 - Collin Co. Comm. College Dist.  
Vote For 1

	TOTAL	VOTE %	
Justin Adcock	13	100.00%	<div><div></div></div>
Total Votes Cast	13	100.00%	<div><div></div></div>
Overvotes	0		
Undervotes	10		
Contest Totals	23		

Councilmember, Place No. 2, District No. 2 – City of Plano  
Vote For 1

	TOTAL	VOTE %	
Bob Kehr	20	86.96%	<div><div></div></div>
Carson K. Underwood	3	13.04%	<div><div></div></div>
Douglas Reeves	0	0.00%	<div><div></div></div>
Total Votes Cast	23	100.00%	<div><div></div></div>
Overvotes	0		
Undervotes	0		
Contest Totals	23		



## PCT 152

### Councilmember, Place No. 4, District No. 4 – City of Plano

Vote For 1

	TOTAL	VOTE %	
Cody Weaver	4	17.39%	<div><div></div></div>
Christene “Chris” Krupa Downs	19	82.61%	<div><div></div></div>
Total Votes Cast	23	100.00%	<div><div></div></div>
Overvotes	0		
Undervotes	0		
Contest Totals	23		

### Councilmember, Place No. 6, Mayor – City of Plano

Vote For 1

	TOTAL	VOTE %	
John Muns	19	100.00%	<div><div></div></div>
Total Votes Cast	19	100.00%	<div><div></div></div>
Overvotes	0		
Undervotes	4		
Contest Totals	23		

### Councilmember, Place No. 8 – City of Plano

Vote For 1

	TOTAL	VOTE %	
Vidal Quintanilla	19	82.61%	<div><div></div></div>
Hayden Padgett	4	17.39%	<div><div></div></div>
Total Votes Cast	23	100.00%	<div><div></div></div>
Overvotes	0		
Undervotes	0		
Contest Totals	23		

### Councilmember, Place No. 5, Unexpired Term – City of Plano

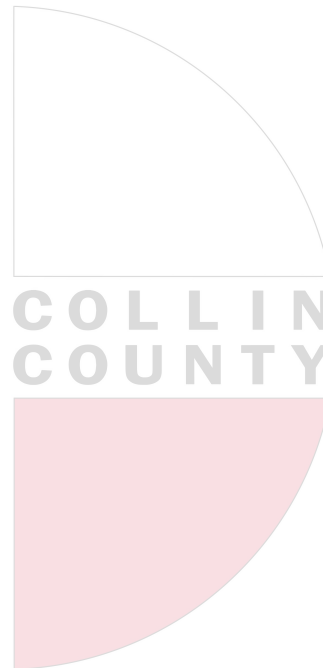
Vote For 1

	TOTAL	VOTE %	
Gary Cary	2	8.70%	<div><div></div></div>
Steve Lavine	21	91.30%	<div><div></div></div>
Total Votes Cast	23	100.00%	<div><div></div></div>
Overvotes	0		
Undervotes	0		
Contest Totals	23		

### Proposition A – City of Plano

Vote For 1

	TOTAL	VOTE %	
For	18	78.26%	<div><div></div></div>
Against	5	21.74%	<div><div></div></div>
Total Votes Cast	23	100.00%	<div><div></div></div>
Overvotes	0		
Undervotes	0		
Contest Totals	23		



Collin County Seal  
Watermark Seal for Collin County.  
Collin County Government

## PCT 152

### Proposition B – City of Plano

Vote For 1

	TOTAL	VOTE %	
For	12	52.17%	<div><div></div></div>
Against	11	47.83%	<div><div></div></div>
Total Votes Cast	23	100.00%	<div><div></div></div>
Overvotes	0		
Undervotes	0		
Contest Totals	23		

### Proposition C – City of Plano

Vote For 1

	TOTAL	VOTE %	
For	13	56.52%	<div><div></div></div>
Against	10	43.48%	<div><div></div></div>
Total Votes Cast	23	100.00%	<div><div></div></div>
Overvotes	0		
Undervotes	0		
Contest Totals	23		

### Proposition D – City of Plano

Vote For 1

	TOTAL	VOTE %	
For	16	69.57%	<div><div></div></div>
Against	7	30.43%	<div><div></div></div>
Total Votes Cast	23	100.00%	<div><div></div></div>
Overvotes	0		
Undervotes	0		
Contest Totals	23		

### Proposition E – City of Plano

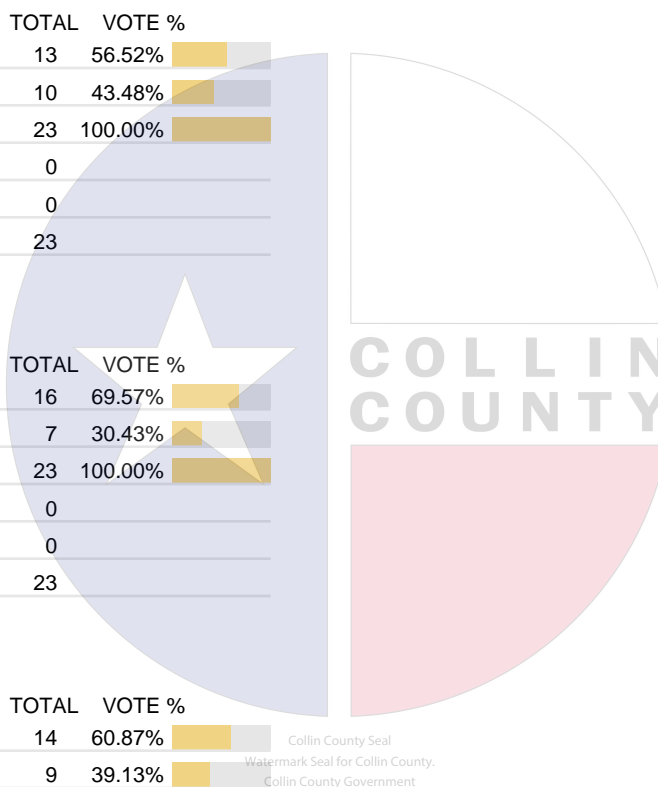
Vote For 1

	TOTAL	VOTE %	
For	14	60.87%	<div><div></div></div>
Against	9	39.13%	<div><div></div></div>
Total Votes Cast	23	100.00%	<div><div></div></div>
Overvotes	0		
Undervotes	0		
Contest Totals	23		

### Proposition F – City of Plano

Vote For 1

	TOTAL	VOTE %	
For	21	91.30%	<div><div></div></div>
Against	2	8.70%	<div><div></div></div>
Total Votes Cast	23	100.00%	<div><div></div></div>
Overvotes	0		
Undervotes	0		
Contest Totals	23		



## PCT 152

### Proposition G – City of Plano

Vote For 1

	TOTAL	VOTE %	
For	20	86.96%	<div><div></div></div>
Against	3	13.04%	<div><div></div></div>
Total Votes Cast	23	100.00%	<div><div></div></div>
Overvotes	0		
Undervotes	0		
Contest Totals	23		

### Trustee, Place 1 – Plano ISD

Vote For 1

	TOTAL	VOTE %	
Lauren Tyra	18	100.00%	<div><div></div></div>
Total Votes Cast	18	100.00%	<div><div></div></div>
Overvotes	0		
Undervotes	5		
Contest Totals	23		

### Trustee, Place 2 – Plano ISD

Vote For 1

	TOTAL	VOTE %	
Sam Johnson	19	86.36%	<div><div></div></div>
Xiomar Pierre	3	13.64%	<div><div></div></div>
Total Votes Cast	22	100.00%	<div><div></div></div>
Overvotes	0		
Undervotes	1		
Contest Totals	23		

### Trustee, Place 3 – Plano ISD

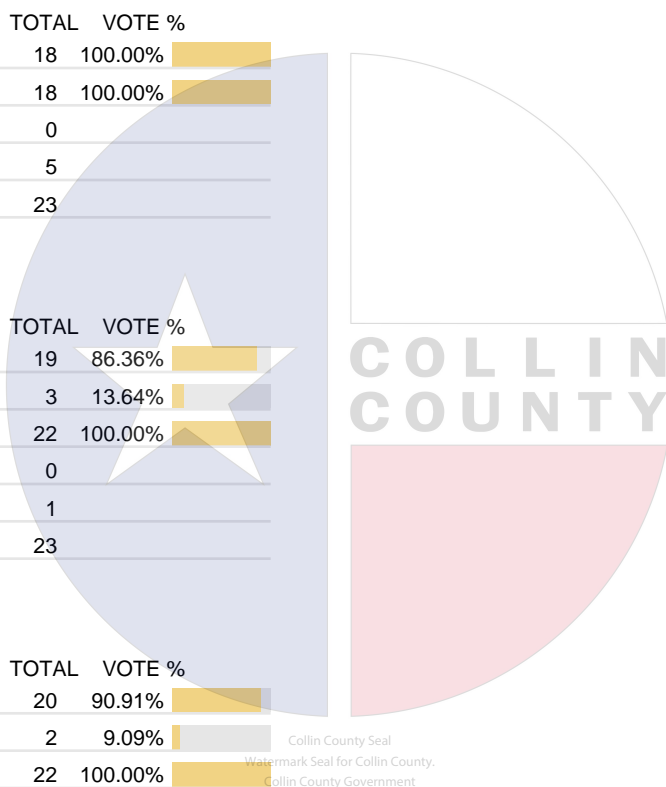
Vote For 1

	TOTAL	VOTE %	
Nancy C. Humphrey	20	90.91%	<div><div></div></div>
Harper Weaver	2	9.09%	<div><div></div></div>
Total Votes Cast	22	100.00%	<div><div></div></div>
Overvotes	0		
Undervotes	1		
Contest Totals	23		

### Trustee, Place 6 – Plano ISD

Vote For 1

	TOTAL	VOTE %	
Andrew Rettke	2	8.70%	<div><div></div></div>
Elisa Klein	18	78.26%	<div><div></div></div>
Dash Weerasinghe	3	13.04%	<div><div></div></div>
Total Votes Cast	23	100.00%	<div><div></div></div>
Overvotes	0		
Undervotes	0		
Contest Totals	23		



PCT 153

Statistics	TOTAL
Registered Voters - Total	5,245
Ballots Cast - Total	697
Voter Turnout - Total	13.29%

Trustee, Place 4 - Collin Co. Comm. College Dist.  
Vote For 1

	TOTAL	VOTE %
Tamara Thomas	171	35.40%
Staci L. Weaver	312	64.60%
Total Votes Cast	483	100.00%
Overvotes	0	
Undervotes	214	
Contest Totals	697	

Trustee, Place 5 - Collin Co. Comm. College Dist.  
Vote For 1

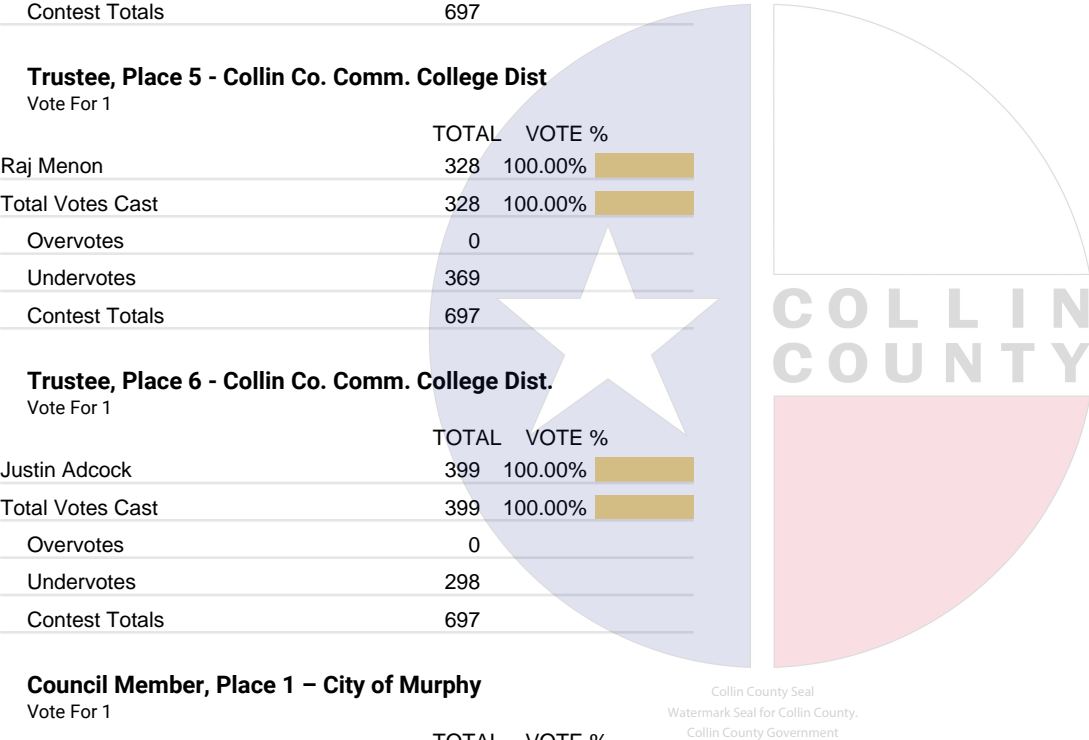
	TOTAL	VOTE %
Raj Menon	328	100.00%
Total Votes Cast	328	100.00%
Overvotes	0	
Undervotes	369	
Contest Totals	697	

Trustee, Place 6 - Collin Co. Comm. College Dist.  
Vote For 1

	TOTAL	VOTE %
Justin Adcock	399	100.00%
Total Votes Cast	399	100.00%
Overvotes	0	
Undervotes	298	
Contest Totals	697	

Council Member, Place 1 – City of Murphy  
Vote For 1

	TOTAL	VOTE %
Elizabeth Abraham	22	61.11%
Nadeem A. Khan	14	38.89%
Total Votes Cast	36	100.00%
Overvotes	0	
Undervotes	1	
Contest Totals	37	



PCT 153

Council Member, Place 2 – City of Murphy

	TOTAL	VOTE %	
W. Scott Smith	21	100.00%	<div><div></div></div>
Total Votes Cast	21	100.00%	<div><div></div></div>
Overvotes	0		
Undervotes	16		
Contest Totals	37		

Council Member, Place 4 – City of Murphy

	TOTAL	VOTE %	
Ken Oltmann	26	86.67%	<div><div></div></div>
Chris Stout	4	13.33%	<div><div></div></div>
Total Votes Cast	30	100.00%	<div><div></div></div>
Overvotes	0		
Undervotes	7		
Contest Totals	37		

Council Member, Place 6 – City of Murphy

	TOTAL	VOTE %	
Qasim Rasul	10	27.03%	<div><div></div></div>
Jene Butler	27	72.97%	<div><div></div></div>
Total Votes Cast	37	100.00%	<div><div></div></div>
Overvotes	0		
Undervotes	0		
Contest Totals	37		

Mayor – City of Sachse

	TOTAL	VOTE %	
Jeff Bickerstaff	365	63.48%	<div><div></div></div>
Matthew D. Holboke	210	36.52%	<div><div></div></div>
Total Votes Cast	575	100.00%	<div><div></div></div>
Overvotes	0		
Undervotes	85		
Contest Totals	660		

Council Member, Place 5 – City of Sachse

	TOTAL	VOTE %	
Lindsay Buhler	371	58.15%	<div><div></div></div>
Rafay Sheikh	267	41.85%	<div><div></div></div>
Total Votes Cast	638	100.00%	<div><div></div></div>
Overvotes	0		
Undervotes	22		
Contest Totals	660		

PCT 153

Council Member, Place 6 – City of Sachse

	TOTAL	VOTE %	
Matt Prestenberg	348	54.80%	<div><div></div></div>
Gurvinder Singh	287	45.20%	<div><div></div></div>
Total Votes Cast	635	100.00%	<div><div></div></div>
Overvotes	0		
Undervotes	25		
Contest Totals	660		

Proposition A – City of Sachse

	TOTAL	VOTE %	
For	465	81.44%	<div><div></div></div>
Against	106	18.56%	<div><div></div></div>
Total Votes Cast	571	100.00%	<div><div></div></div>
Overvotes	0		
Undervotes	89		
Contest Totals	660		

Trustee, Place 1 – Plano ISD

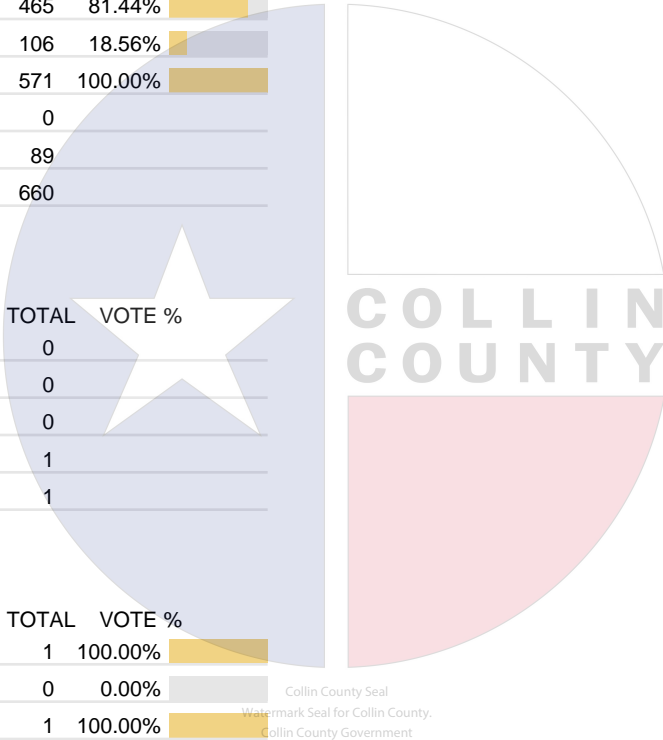
	TOTAL	VOTE %	
Lauren Tyra	0		
Total Votes Cast	0		
Overvotes	0		
Undervotes	1		
Contest Totals	1		

Trustee, Place 2 – Plano ISD

	TOTAL	VOTE %	
Sam Johnson	1	100.00%	<div><div></div></div>
Xiomar Pierre	0	0.00%	<div><div></div></div>
Total Votes Cast	1	100.00%	<div><div></div></div>
Overvotes	0		
Undervotes	0		
Contest Totals	1		

Trustee, Place 3 – Plano ISD

	TOTAL	VOTE %	
Nancy C. Humphrey	0	0.00%	<div><div></div></div>
Harper Weaver	1	100.00%	<div><div></div></div>
Total Votes Cast	1	100.00%	<div><div></div></div>
Overvotes	0		
Undervotes	0		
Contest Totals	1		






PCT 153

Trustee, Place 6 – Plano ISD  
Vote For 1

	TOTAL	VOTE %	
Andrew Rettke	1	100.00%	<div></div>
Elisa Klein	0	0.00%	<div></div>
Dash Weerasinghe	0	0.00%	<div></div>
Total Votes Cast	1	100.00%	<div></div>
Overvotes	0		
Undervotes	0		
Contest Totals	1		



Collin County Seal  
Watermark Seal for Collin County.  
Collin County Government

PCT 154

Statistics	TOTAL
Registered Voters - Total	2,927
Ballots Cast - Total	421
Voter Turnout - Total	14.38%

Trustee, Place 4 - Collin Co. Comm. College Dist.  
Vote For 1

	TOTAL	VOTE %
Tamara Thomas	85	30.80%
Staci L. Weaver	191	69.20%
Total Votes Cast	276	100.00%
Overvotes	0	
Undervotes	145	
Contest Totals	421	

Trustee, Place 5 - Collin Co. Comm. College Dist.  
Vote For 1

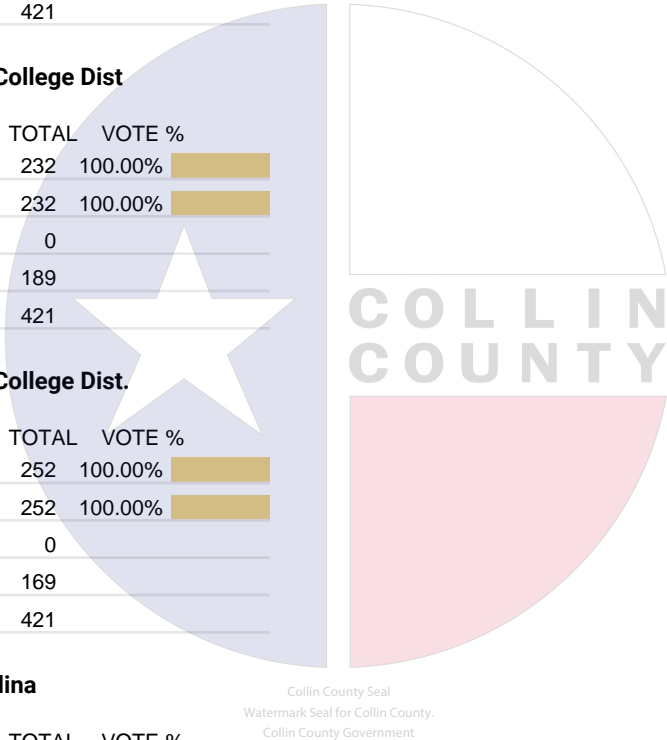
	TOTAL	VOTE %
Raj Menon	232	100.00%
Total Votes Cast	232	100.00%
Overvotes	0	
Undervotes	189	
Contest Totals	421	

Trustee, Place 6 - Collin Co. Comm. College Dist.  
Vote For 1

	TOTAL	VOTE %
Justin Adcock	252	100.00%
Total Votes Cast	252	100.00%
Overvotes	0	
Undervotes	169	
Contest Totals	421	

Councilmember, Place 1 – City of Celina  
Vote For 1

	TOTAL	VOTE %
Dorothy Allan	149	56.23%
Philip Ferguson	116	43.77%
Total Votes Cast	265	100.00%
Overvotes	0	
Undervotes	23	
Contest Totals	288	



PCT 154

Councilmember, Place 6 – City of Celina

Vote For 1			
	TOTAL	VOTE %	
Brandon Grumbles	196	100.00%	<div><div></div></div>
Total Votes Cast	196	100.00%	<div><div></div></div>
Overvotes	0		
Undervotes	92		
Contest Totals	288		

Proposition A – City of Celina

Vote For 1			
	TOTAL	VOTE %	
For	177	64.13%	<div><div></div></div>
Against	99	35.87%	<div><div></div></div>
Total Votes Cast	276	100.00%	<div><div></div></div>
Overvotes	0		
Undervotes	12		
Contest Totals	288		

Proposition B – City of Celina

Vote For 1			
	TOTAL	VOTE %	
For	223	80.80%	<div><div></div></div>
Against	53	19.20%	<div><div></div></div>
Total Votes Cast	276	100.00%	<div><div></div></div>
Overvotes	0		
Undervotes	12		
Contest Totals	288		

Proposition C – City of Celina

Vote For 1			
	TOTAL	VOTE %	
For	189	70.52%	<div><div></div></div>
Against	79	29.48%	<div><div></div></div>
Total Votes Cast	268	100.00%	<div><div></div></div>
Overvotes	0		
Undervotes	20		
Contest Totals	288		

Proposition D – City of Celina

Vote For 1			
	TOTAL	VOTE %	
For	147	56.98%	<div><div></div></div>
Against	111	43.02%	<div><div></div></div>
Total Votes Cast	258	100.00%	<div><div></div></div>
Overvotes	0		
Undervotes	30		
Contest Totals	288		

PCT 154

Proposition E – City of Celina  
Vote For 1

	TOTAL	VOTE %	
For	210	82.68%	<div><div></div></div>
Against	44	17.32%	<div><div></div></div>
Total Votes Cast	254	100.00%	<div><div></div></div>
Overvotes	0		
Undervotes	34		
Contest Totals	288		

Proposition F – City of Celina  
Vote For 1

	TOTAL	VOTE %	
For	227	84.39%	<div><div></div></div>
Against	42	15.61%	<div><div></div></div>
Total Votes Cast	269	100.00%	<div><div></div></div>
Overvotes	0		
Undervotes	19		
Contest Totals	288		

Proposition G – City of Celina  
Vote For 1

	TOTAL	VOTE %	
For	260	97.38%	<div><div></div></div>
Against	7	2.62%	<div><div></div></div>
Total Votes Cast	267	100.00%	<div><div></div></div>
Overvotes	0		
Undervotes	21		
Contest Totals	288		

Proposition H – City of Celina  
Vote For 1

	TOTAL	VOTE %	
For	239	91.92%	<div><div></div></div>
Against	21	8.08%	<div><div></div></div>
Total Votes Cast	260	100.00%	<div><div></div></div>
Overvotes	0		
Undervotes	28		
Contest Totals	288		

Proposition I – City of Celina  
Vote For 1

	TOTAL	VOTE %	
For	242	92.72%	<div><div></div></div>
Against	19	7.28%	<div><div></div></div>
Total Votes Cast	261	100.00%	<div><div></div></div>
Overvotes	0		
Undervotes	27		
Contest Totals	288		

PCT 154

Proposition J – City of Celina  
Vote For 1

	TOTAL	VOTE %	
For	254	95.49%	<div><div></div></div>
Against	12	4.51%	<div><div></div></div>
Total Votes Cast	266	100.00%	<div><div></div></div>
Overvotes	0		
Undervotes	22		
Contest Totals	288		

Board of Trustees, Place 1 – Celina ISD  
Vote For 1

	TOTAL	VOTE %	
Vicky Hogue	81	21.37%	<div><div></div></div>
Meagan Dungan	114	30.08%	<div><div></div></div>
Chuck Hansen	184	48.55%	<div><div></div></div>
Total Votes Cast	379	100.00%	<div><div></div></div>
Overvotes	0		
Undervotes	42		
Contest Totals	421		

Board of Trustees, Place 2 – Celina ISD  
Vote For 1

	TOTAL	VOTE %	
Michael Wagoner	207	57.98%	<div><div></div></div>
Cameron Riggs	150	42.02%	<div><div></div></div>
Total Votes Cast	357	100.00%	<div><div></div></div>
Overvotes	0		
Undervotes	64		
Contest Totals	421		


Proposition A – Celina ISD  
Vote For 1

	TOTAL	VOTE %	
FOR	305	73.32%	<div><div></div></div>
AGAINST	111	26.68%	<div><div></div></div>
Total Votes Cast	416	100.00%	<div><div></div></div>
Overvotes	0		
Undervotes	5		
Contest Totals	421		

PCT 154

Proposition B – Celina ISD  
Vote For 1

	TOTAL	VOTE %	
FOR	301	72.01%	<div><div></div></div>
AGAINST	117	27.99%	<div><div></div></div>
Total Votes Cast	418	100.00%	<div><div></div></div>
Overvotes	0		
Undervotes	3		
Contest Totals	421		



Collin County Seal  
Watermark Seal for Collin County.  
Collin County Government

PCT 155

Statistics	TOTAL
Registered Voters - Total	2,904
Ballots Cast - Total	455
Voter Turnout - Total	15.67%

Trustee, Place 4 - Collin Co. Comm. College Dist.  
Vote For 1

	TOTAL	VOTE %
Tamara Thomas	176	45.60%
Staci L. Weaver	210	54.40%
Total Votes Cast	386	100.00%
Overvotes	0	
Undervotes	69	
Contest Totals	455	

Trustee, Place 5 - Collin Co. Comm. College Dist.  
Vote For 1

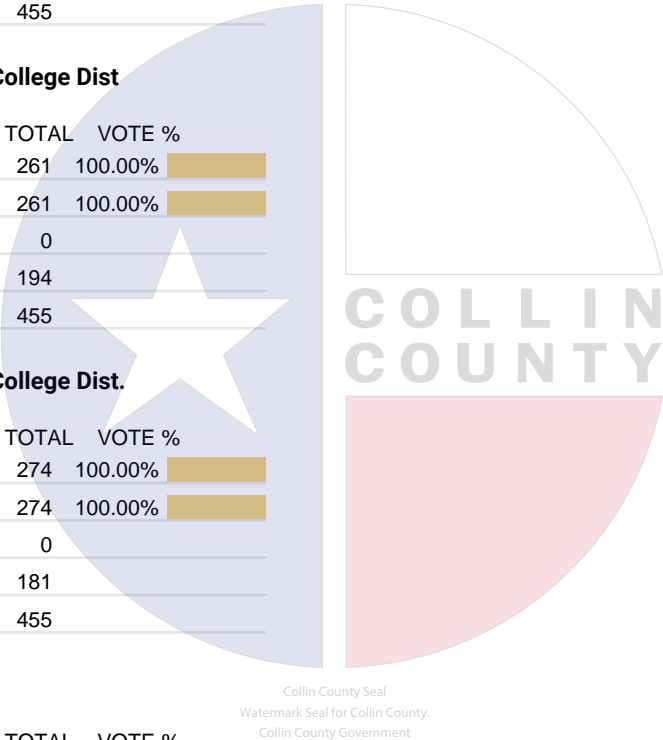
	TOTAL	VOTE %
Raj Menon	261	100.00%
Total Votes Cast	261	100.00%
Overvotes	0	
Undervotes	194	
Contest Totals	455	

Trustee, Place 6 - Collin Co. Comm. College Dist.  
Vote For 1

	TOTAL	VOTE %
Justin Adcock	274	100.00%
Total Votes Cast	274	100.00%
Overvotes	0	
Undervotes	181	
Contest Totals	455	

Mayor – City of McKinney  
Vote For 1

	TOTAL	VOTE %
Matt “Doc” Rostami	28	6.15%
Taylor Willingham	30	6.59%
Bill Cox	226	49.67%
Scott Sanford	171	37.58%
Total Votes Cast	455	100.00%
Overvotes	0	
Undervotes	0	
Contest Totals	455	



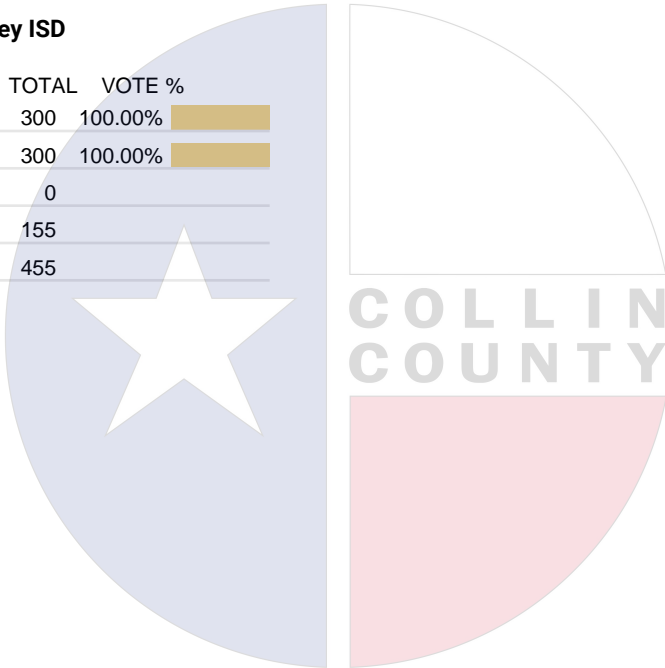
PCT 155

Council Member, At-Large No. 1 – City of McKinney

	TOTAL	VOTE %	
Brian J. Magnuson	75	18.94%	<div><div></div></div>
Derrick Tarver	86	21.72%	<div><div></div></div>
Ernest Lynch	100	25.25%	<div><div></div></div>
Taha Ansari	53	13.38%	<div><div></div></div>
Jim Garrison	82	20.71%	<div><div></div></div>
Total Votes Cast	396	100.00%	<div><div></div></div>
Overvotes	0		
Undervotes	59		
Contest Totals	455		

Board of Trustees, Place 7 – McKinney ISD

	TOTAL	VOTE %	
Harvey Oaxaca	300	100.00%	<div><div></div></div>
Total Votes Cast	300	100.00%	<div><div></div></div>
Overvotes	0		
Undervotes	155		
Contest Totals	455		



Collin County Seal  
Watermark Seal for Collin County.  
Collin County Government



PCT 156

Statistics	TOTAL
Registered Voters - Total	3,665
Ballots Cast - Total	535
Voter Turnout - Total	14.60%

Trustee, Place 4 - Collin Co. Comm. College Dist.  
Vote For 1

	TOTAL	VOTE %	
Tamara Thomas	195	43.05%	<div><div></div></div>
Staci L. Weaver	258	56.95%	<div><div></div></div>
Total Votes Cast	453	100.00%	<div><div></div></div>
Overvotes	0		
Undervotes	82		
Contest Totals	535		

Trustee, Place 5 - Collin Co. Comm. College Dist.  
Vote For 1

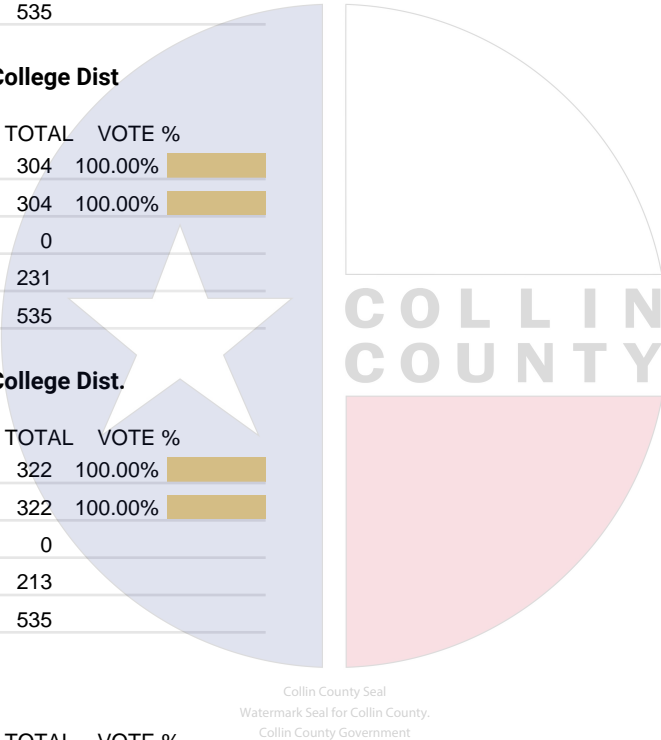
	TOTAL	VOTE %	
Raj Menon	304	100.00%	<div><div></div></div>
Total Votes Cast	304	100.00%	<div><div></div></div>
Overvotes	0		
Undervotes	231		
Contest Totals	535		

Trustee, Place 6 - Collin Co. Comm. College Dist.  
Vote For 1

	TOTAL	VOTE %	
Justin Adcock	322	100.00%	<div><div></div></div>
Total Votes Cast	322	100.00%	<div><div></div></div>
Overvotes	0		
Undervotes	213		
Contest Totals	535		

Mayor – City of McKinney  
Vote For 1

	TOTAL	VOTE %	
Matt “Doc” Rostami	41	7.77%	<div><div></div></div>
Taylor Willingham	49	9.28%	<div><div></div></div>
Bill Cox	208	39.39%	<div><div></div></div>
Scott Sanford	230	43.56%	<div><div></div></div>
Total Votes Cast	528	100.00%	<div><div></div></div>
Overvotes	0		
Undervotes	7		
Contest Totals	535		

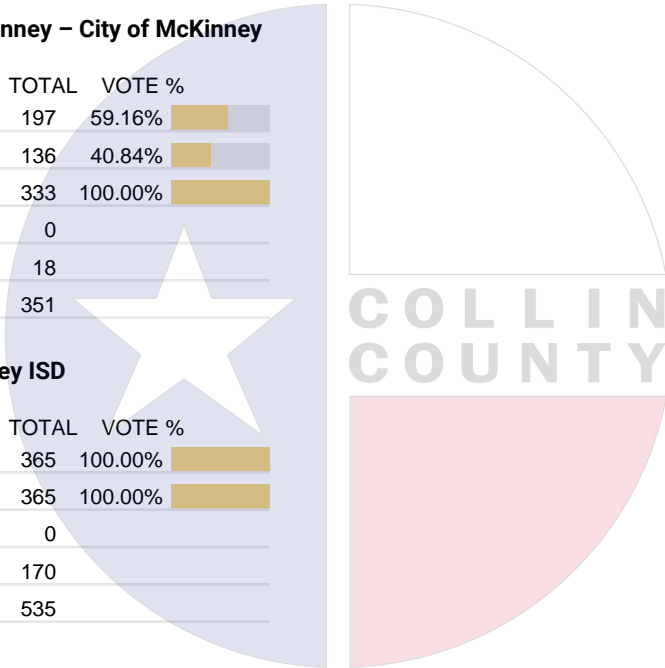


PCT 156

Council Member, At-Large No. 1 – City of McKinney			
Vote For 1			
	TOTAL	VOTE %	
Brian J. Magnuson	105	21.21%	<div><div></div></div>
Derrick Tarver	87	17.58%	<div><div></div></div>
Ernest Lynch	134	27.07%	<div><div></div></div>
Taha Ansari	78	15.76%	<div><div></div></div>
Jim Garrison	91	18.38%	<div><div></div></div>
Total Votes Cast	495	100.00%	<div><div></div></div>
Overvotes	0		
Undervotes	40		
Contest Totals	535		

Council Member, District No. 3, McKinney – City of McKinney			
Vote For 1			
	TOTAL	VOTE %	
Gere Feltus	197	59.16%	<div><div></div></div>
Tammy Warren	136	40.84%	<div><div></div></div>
Total Votes Cast	333	100.00%	<div><div></div></div>
Overvotes	0		
Undervotes	18		
Contest Totals	351		

Board of Trustees, Place 7 – McKinney ISD			
Vote For 1			
	TOTAL	VOTE %	
Harvey Oaxaca	365	100.00%	<div><div></div></div>
Total Votes Cast	365	100.00%	<div><div></div></div>
Overvotes	0		
Undervotes	170		
Contest Totals	535		



Collin County Seal  
Watermark Seal for Collin County.  
Collin County Government

PCT 157

Statistics	TOTAL
Registered Voters - Total	4,265
Ballots Cast - Total	181
Voter Turnout - Total	4.24%

Trustee, Place 4 - Collin Co. Comm. College Dist.  
Vote For 1

	TOTAL	VOTE %	
Tamara Thomas	95	56.89%	<div><div></div></div>
Staci L. Weaver	72	43.11%	<div><div></div></div>
Total Votes Cast	167	100.00%	<div><div></div></div>
Overvotes	0		
Undervotes	14		
Contest Totals	181		

Trustee, Place 5 - Collin Co. Comm. College Dist.  
Vote For 1

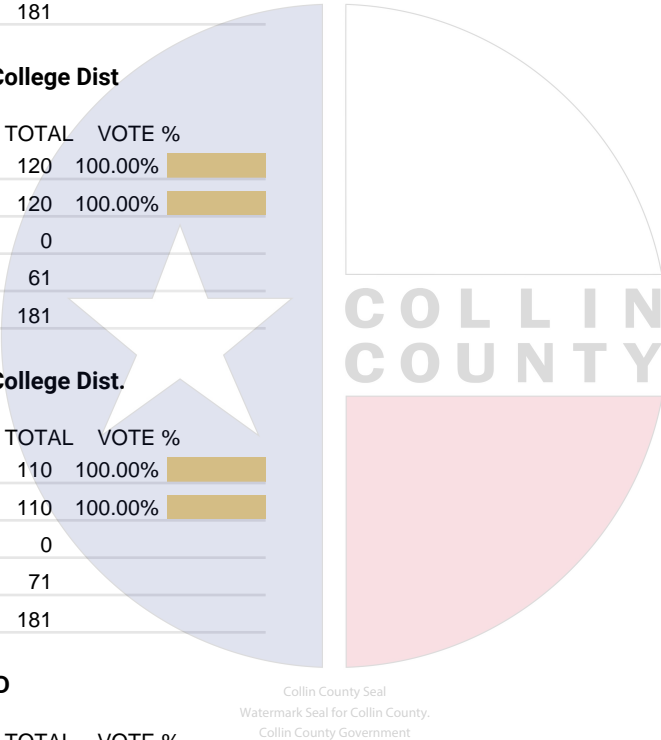
	TOTAL	VOTE %	
Raj Menon	120	100.00%	<div><div></div></div>
Total Votes Cast	120	100.00%	<div><div></div></div>
Overvotes	0		
Undervotes	61		
Contest Totals	181		

Trustee, Place 6 - Collin Co. Comm. College Dist.  
Vote For 1

	TOTAL	VOTE %	
Justin Adcock	110	100.00%	<div><div></div></div>
Total Votes Cast	110	100.00%	<div><div></div></div>
Overvotes	0		
Undervotes	71		
Contest Totals	181		

Board of Trustees, Place 4 – Allen ISD  
Vote For 1


	TOTAL	VOTE %	
Rosalind Lewis	93	52.25%	<div><div></div></div>
Becca Kinnear	85	47.75%	<div><div></div></div>
Total Votes Cast	178	100.00%	<div><div></div></div>
Overvotes	0		
Undervotes	3		
Contest Totals	181		



PCT 157

Board of Trustees, Place 5 – Allen ISD  
Vote For 1

	TOTAL	VOTE %	
Kit McKee	60	34.29%	<div><div></div></div>
Amanda Campbell	115	65.71%	<div><div></div></div>
Total Votes Cast	175	100.00%	<div><div></div></div>
Overvotes	0		
Undervotes	6		
Contest Totals	181		



Collin County Seal  
Watermark Seal for Collin County.  
Collin County Government

PCT 158

Statistics	TOTAL
Registered Voters - Total	2,808
Ballots Cast - Total	246
Voter Turnout - Total	8.76%

Trustee, Place 4 - Collin Co. Comm. College Dist.  
Vote For 1

	TOTAL	VOTE %	
Tamara Thomas	122	54.71%	<div><div></div></div>
Staci L. Weaver	101	45.29%	<div><div></div></div>
Total Votes Cast	223	100.00%	<div><div></div></div>
Overvotes	0		
Undervotes	23		
Contest Totals	246		

Trustee, Place 5 - Collin Co. Comm. College Dist.  
Vote For 1

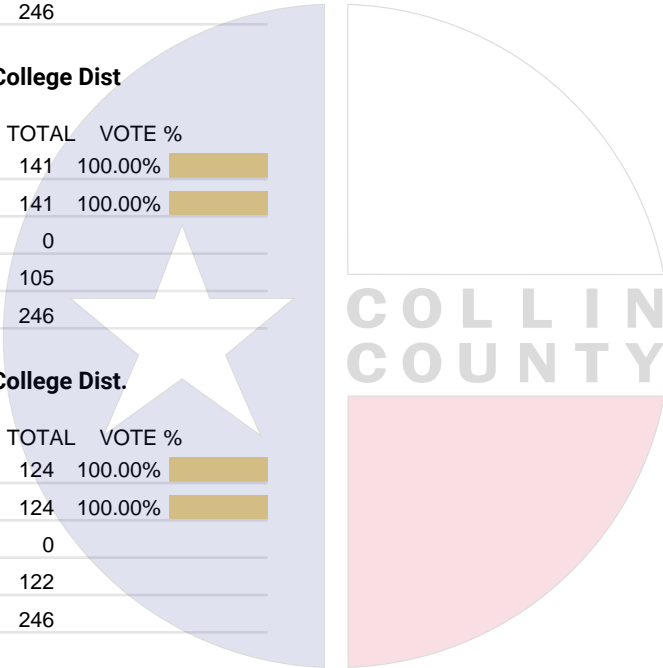
	TOTAL	VOTE %	
Raj Menon	141	100.00%	<div><div></div></div>
Total Votes Cast	141	100.00%	<div><div></div></div>
Overvotes	0		
Undervotes	105		
Contest Totals	246		

Trustee, Place 6 - Collin Co. Comm. College Dist.  
Vote For 1

	TOTAL	VOTE %	
Justin Adcock	124	100.00%	<div><div></div></div>
Total Votes Cast	124	100.00%	<div><div></div></div>
Overvotes	0		
Undervotes	122		
Contest Totals	246		

Councilmember, Place No. 2, District No. 2 – City of Plano  
Vote For 1

	TOTAL	VOTE %	
Bob Kehr	131	57.46%	<div><div></div></div>
Carson K. Underwood	35	15.35%	<div><div></div></div>
Douglas Reeves	62	27.19%	<div><div></div></div>
Total Votes Cast	228	100.00%	<div><div></div></div>
Overvotes	0		
Undervotes	18		
Contest Totals	246		



Collin County Seal  
Watermark Seal for Collin County,  
Collin County Government

## PCT 158

### Councilmember, Place No. 4, District No. 4 – City of Plano

Vote For 1

	TOTAL	VOTE %	
Cody Weaver	89	40.27%	<div><div></div></div>
Christene “Chris” Krupa Downs	132	59.73%	<div><div></div></div>
Total Votes Cast	221	100.00%	<div><div></div></div>
Overvotes	0		
Undervotes	25		
Contest Totals	246		

### Councilmember, Place No. 6, Mayor – City of Plano

Vote For 1

	TOTAL	VOTE %	
John Muns	156	100.00%	<div><div></div></div>
Total Votes Cast	156	100.00%	<div><div></div></div>
Overvotes	0		
Undervotes	90		
Contest Totals	246		

### Councilmember, Place No. 8 – City of Plano

Vote For 1

	TOTAL	VOTE %	
Vidal Quintanilla	135	60.54%	<div><div></div></div>
Hayden Padgett	88	39.46%	<div><div></div></div>
Total Votes Cast	223	100.00%	<div><div></div></div>
Overvotes	0		
Undervotes	23		
Contest Totals	246		

### Councilmember, Place No. 5, Unexpired Term – City of Plano


Vote For 1

	TOTAL	VOTE %	
Gary Cary	92	42.01%	<div><div></div></div>
Steve Lavine	127	57.99%	<div><div></div></div>
Total Votes Cast	219	100.00%	<div><div></div></div>
Overvotes	0		
Undervotes	27		
Contest Totals	246		

### Proposition A – City of Plano

Vote For 1

	TOTAL	VOTE %	
For	171	74.03%	<div><div></div></div>
Against	60	25.97%	<div><div></div></div>
Total Votes Cast	231	100.00%	<div><div></div></div>
Overvotes	0		
Undervotes	15		
Contest Totals	246		



## PCT 158

### Proposition B – City of Plano

Vote For 1

	TOTAL	VOTE %	
For	118	52.21%	<div><div></div><div></div></div>
Against	108	47.79%	<div><div></div><div></div></div>
Total Votes Cast	226	100.00%	<div><div></div></div>
Overvotes	0		
Undervotes	20		
Contest Totals	246		

### Proposition C – City of Plano

Vote For 1

	TOTAL	VOTE %	
For	130	56.77%	<div><div></div><div></div></div>
Against	99	43.23%	<div><div></div><div></div></div>
Total Votes Cast	229	100.00%	<div><div></div></div>
Overvotes	0		
Undervotes	17		
Contest Totals	246		

### Proposition D – City of Plano

Vote For 1

	TOTAL	VOTE %	
For	145	65.32%	<div><div></div><div></div></div>
Against	77	34.68%	<div><div></div><div></div></div>
Total Votes Cast	222	100.00%	<div><div></div></div>
Overvotes	0		
Undervotes	24		
Contest Totals	246		

### Proposition E – City of Plano

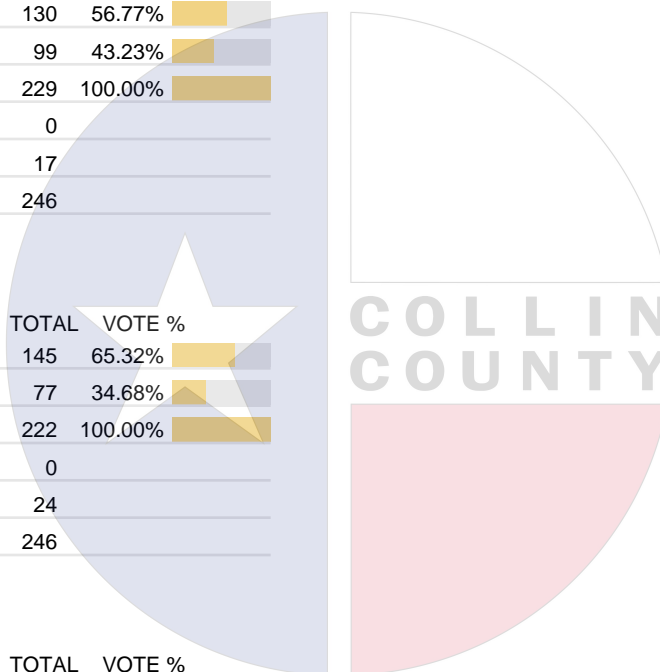
Vote For 1

	TOTAL	VOTE %	
For	121	55.25%	<div><div></div><div></div></div>
Against	98	44.75%	<div><div></div><div></div></div>
Total Votes Cast	219	100.00%	<div><div></div></div>
Overvotes	0		
Undervotes	27		
Contest Totals	246		

### Proposition F – City of Plano

Vote For 1

	TOTAL	VOTE %	
For	151	68.02%	<div><div></div><div></div></div>
Against	71	31.98%	<div><div></div><div></div></div>
Total Votes Cast	222	100.00%	<div><div></div></div>
Overvotes	0		
Undervotes	24		
Contest Totals	246		



Collin County Seal  
Watermark Seal for Collin County.  
Collin County Government

PCT 158

Proposition G – City of Plano  
Vote For 1

	TOTAL	VOTE %	
For	166	74.77%	<div><div></div></div>
Against	56	25.23%	<div><div></div></div>
Total Votes Cast	222	100.00%	<div><div></div></div>
Overvotes	0		
Undervotes	24		
Contest Totals	246		

Trustee, Place 1 – Plano ISD  
Vote For 1

	TOTAL	VOTE %	
Lauren Tyra	140	100.00%	<div><div></div></div>
Total Votes Cast	140	100.00%	<div><div></div></div>
Overvotes	0		
Undervotes	106		
Contest Totals	246		

Trustee, Place 2 – Plano ISD  
Vote For 1

	TOTAL	VOTE %	
Sam Johnson	158	85.87%	<div><div></div></div>
Xiomar Pierre	26	14.13%	<div><div></div></div>
Total Votes Cast	184	100.00%	<div><div></div></div>
Overvotes	0		
Undervotes	62		
Contest Totals	246		

Trustee, Place 3 – Plano ISD  
Vote For 1

	TOTAL	VOTE %	
Nancy C. Humphrey	131	67.88%	<div><div></div></div>
Harper Weaver	62	32.12%	<div><div></div></div>
Total Votes Cast	193	100.00%	<div><div></div></div>
Overvotes	0		
Undervotes	53		
Contest Totals	246		

Trustee, Place 6 – Plano ISD  
Vote For 1

	TOTAL	VOTE %	
Andrew Rettke	23	10.75%	<div><div></div></div>
Elisa Klein	130	60.75%	<div><div></div></div>
Dash Weerasinghe	61	28.50%	<div><div></div></div>
Total Votes Cast	214	100.00%	<div><div></div></div>
Overvotes	0		
Undervotes	32		
Contest Totals	246		



PCT 159

Statistics	TOTAL
Registered Voters - Total	3,280
Ballots Cast - Total	242
Voter Turnout - Total	7.38%

Trustee, Place 4 - Collin Co. Comm. College Dist.  
Vote For 1

	TOTAL	VOTE %	
Tamara Thomas	85	43.81%	<div><div></div></div>
Staci L. Weaver	109	56.19%	<div><div></div></div>
Total Votes Cast	194	100.00%	<div><div></div></div>
Overvotes	0		
Undervotes	48		
Contest Totals	242		

Trustee, Place 5 - Collin Co. Comm. College Dist.  
Vote For 1

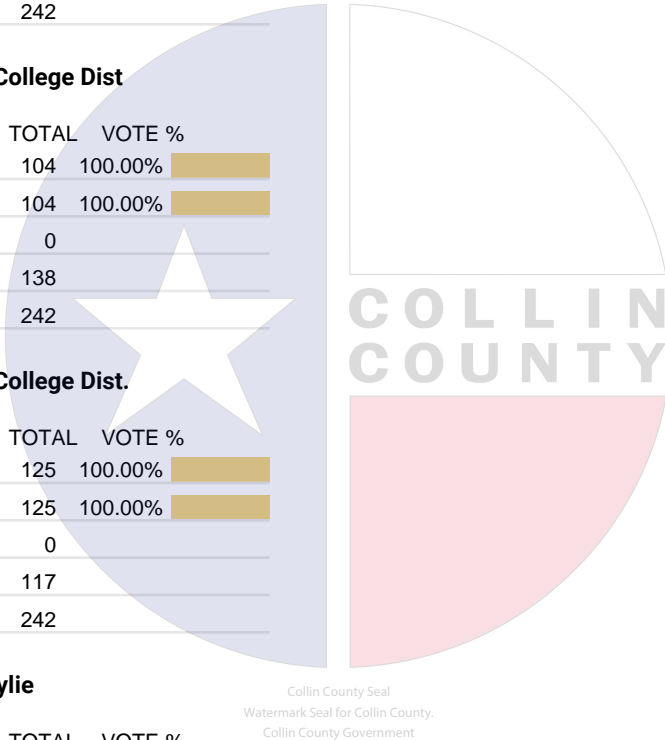
	TOTAL	VOTE %	
Raj Menon	104	100.00%	<div><div></div></div>
Total Votes Cast	104	100.00%	<div><div></div></div>
Overvotes	0		
Undervotes	138		
Contest Totals	242		

Trustee, Place 6 - Collin Co. Comm. College Dist.  
Vote For 1

	TOTAL	VOTE %	
Justin Adcock	125	100.00%	<div><div></div></div>
Total Votes Cast	125	100.00%	<div><div></div></div>
Overvotes	0		
Undervotes	117		
Contest Totals	242		

Council Member, Place 1 – City of Wylie  
Vote For 1

	TOTAL	VOTE %	
David R. Duke	124	100.00%	<div><div></div></div>
Total Votes Cast	124	100.00%	<div><div></div></div>
Overvotes	0		
Undervotes	118		
Contest Totals	242		



PCT 159

Council Member, Place 3 – City of Wylie  
Vote For 1

	TOTAL	VOTE %	
Hamza Fraz	119	49.58%	<div><div></div></div>
Todd J. Pickens	121	50.42%	<div><div></div></div>
Total Votes Cast	240	100.00%	<div><div></div></div>
Overvotes	0		
Undervotes	2		
Contest Totals	242		

Proposition A – City of Wylie  
Vote For 1

	TOTAL	VOTE %	
FOR THE MEASURE	93	44.50%	<div><div></div></div>
AGAINST THE MEASURE	116	55.50%	<div><div></div></div>
Total Votes Cast	209	100.00%	<div><div></div></div>
Overvotes	0		
Undervotes	33		
Contest Totals	242		

Proposition B – City of Wylie  
Vote For 1

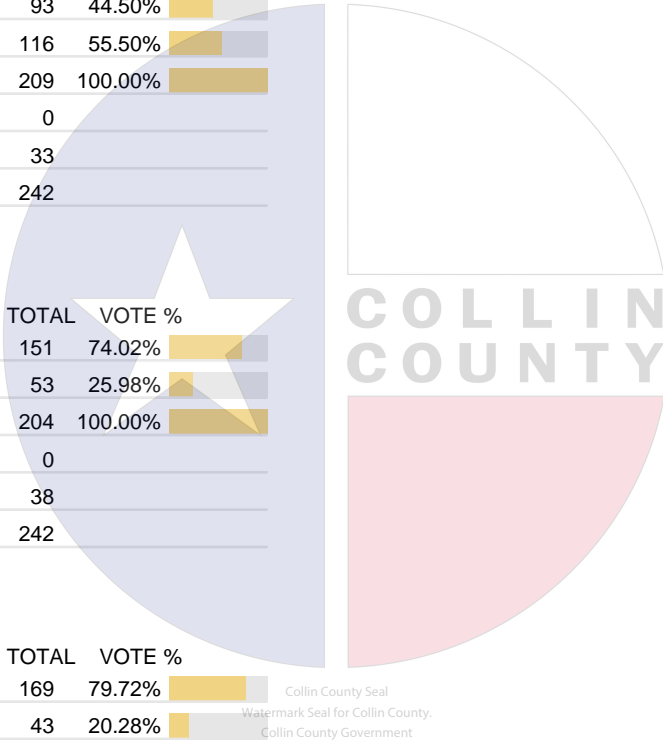
	TOTAL	VOTE %	
FOR THE MEASURE	151	74.02%	<div><div></div></div>
AGAINST THE MEASURE	53	25.98%	<div><div></div></div>
Total Votes Cast	204	100.00%	<div><div></div></div>
Overvotes	0		
Undervotes	38		
Contest Totals	242		

Proposition C – City of Wylie  
Vote For 1

	TOTAL	VOTE %	
FOR THE MEASURE	169	79.72%	<div><div></div></div>
AGAINST THE MEASURE	43	20.28%	<div><div></div></div>
Total Votes Cast	212	100.00%	<div><div></div></div>
Overvotes	0		
Undervotes	30		
Contest Totals	242		

Proposition D – City of Wylie  
Vote For 1




	TOTAL	VOTE %	
FOR THE MEASURE	181	87.44%	<div><div></div></div>
AGAINST THE MEASURE	26	12.56%	<div><div></div></div>
Total Votes Cast	207	100.00%	<div><div></div></div>
Overvotes	0		
Undervotes	35		
Contest Totals	242		



## PCT 159




### Proposition E – City of Wylie

Vote For 1

	TOTAL	VOTE %	
FOR THE MEASURE	102	49.76%	
AGAINST THE MEASURE	103	50.24%	
Total Votes Cast	205	100.00%	
Overvotes	0		
Undervotes	37		
Contest Totals	242		




### Proposition F – City of Wylie

Vote For 1

	TOTAL	VOTE %	
FOR THE MEASURE	151	74.38%	
AGAINST THE MEASURE	52	25.62%	
Total Votes Cast	203	100.00%	
Overvotes	0		
Undervotes	39		
Contest Totals	242		




### Proposition G – City of Wylie

Vote For 1

	TOTAL	VOTE %	
FOR THE MEASURE	66	32.20%	
AGAINST THE MEASURE	139	67.80%	
Total Votes Cast	205	100.00%	
Overvotes	0		
Undervotes	37		
Contest Totals	242		




### Proposition H – City of Wylie

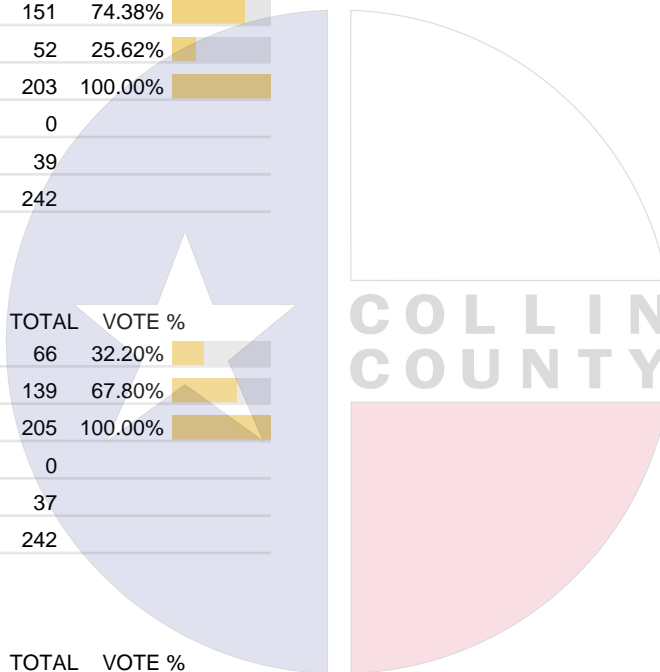
Vote For 1

	TOTAL	VOTE %	
FOR THE MEASURE	71	34.98%	
AGAINST THE MEASURE	132	65.02%	
Total Votes Cast	203	100.00%	
Overvotes	0		
Undervotes	39		
Contest Totals	242		

### Proposition I – City of Wylie

Vote For 1

	TOTAL	VOTE %	
FOR THE MEASURE	121	62.05%	
AGAINST THE MEASURE	74	37.95%	
Total Votes Cast	195	100.00%	
Overvotes	0		
Undervotes	47		
Contest Totals	242		



Collin County Seal  
Watermark Seal for Collin County,  
Collin County Government

## PCT 159

### Proposition J – City of Wylie

Vote For 1

	TOTAL	VOTE %	
FOR THE MEASURE	178	86.83%	<div><div></div></div>
AGAINST THE MEASURE	27	13.17%	<div><div></div></div>
Total Votes Cast	205	100.00%	<div><div></div></div>
Overvotes	0		
Undervotes	37		
Contest Totals	242		

### Proposition K – City of Wylie

Vote For 1

	TOTAL	VOTE %	
FOR THE MEASURE	109	54.77%	<div><div></div></div>
AGAINST THE MEASURE	90	45.23%	<div><div></div></div>
Total Votes Cast	199	100.00%	<div><div></div></div>
Overvotes	0		
Undervotes	43		
Contest Totals	242		

### Proposition L – City of Wylie

Vote For 1

	TOTAL	VOTE %	
FOR THE MEASURE	180	90.00%	<div><div></div></div>
AGAINST THE MEASURE	20	10.00%	<div><div></div></div>
Total Votes Cast	200	100.00%	<div><div></div></div>
Overvotes	0		
Undervotes	42		
Contest Totals	242		

### Proposition M – City of Wylie

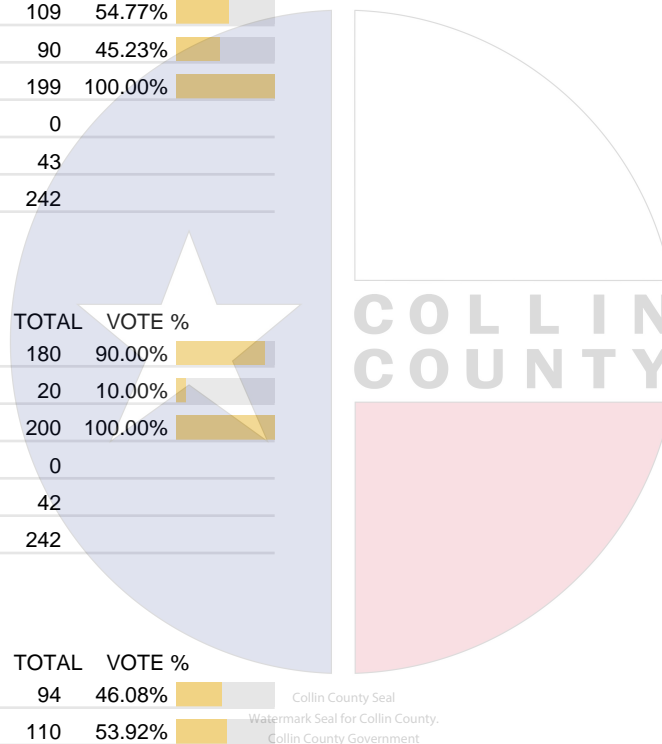
Vote For 1

	TOTAL	VOTE %	
FOR THE MEASURE	94	46.08%	<div><div></div></div>
AGAINST THE MEASURE	110	53.92%	<div><div></div></div>
Total Votes Cast	204	100.00%	<div><div></div></div>
Overvotes	0		
Undervotes	38		
Contest Totals	242		

### Proposition N – City of Wylie

Vote For 1

	TOTAL	VOTE %	
FOR THE MEASURE	99	51.83%	<div><div></div></div>
AGAINST THE MEASURE	92	48.17%	<div><div></div></div>
Total Votes Cast	191	100.00%	<div><div></div></div>
Overvotes	0		
Undervotes	51		
Contest Totals	242		



## PCT 159

### Proposition O – City of Wylie

Vote For 1

	TOTAL	VOTE %	
FOR THE MEASURE	133	67.86%	<div><div></div></div>
AGAINST THE MEASURE	63	32.14%	<div><div></div></div>
Total Votes Cast	196	100.00%	<div><div></div></div>
Overvotes	0		
Undervotes	46		
Contest Totals	242		

### Proposition P – City of Wylie

Vote For 1

	TOTAL	VOTE %	
FOR THE MEASURE	138	70.77%	<div><div></div></div>
AGAINST THE MEASURE	57	29.23%	<div><div></div></div>
Total Votes Cast	195	100.00%	<div><div></div></div>
Overvotes	0		
Undervotes	47		
Contest Totals	242		

### Proposition Q – City of Wylie

Vote For 1

	TOTAL	VOTE %	
FOR THE MEASURE	166	83.84%	<div><div></div></div>
AGAINST THE MEASURE	32	16.16%	<div><div></div></div>
Total Votes Cast	198	100.00%	<div><div></div></div>
Overvotes	0		
Undervotes	44		
Contest Totals	242		

### Proposition R – City of Wylie

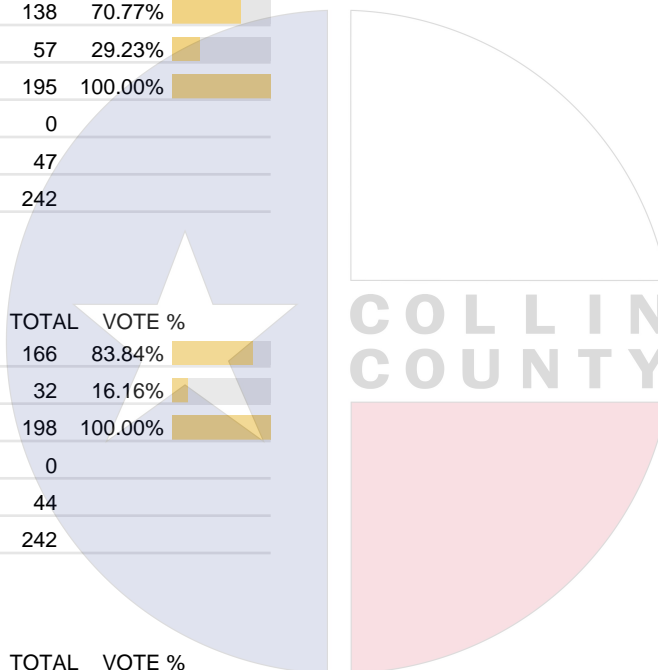
Vote For 1

	TOTAL	VOTE %	
FOR THE MEASURE	121	61.11%	<div><div></div></div>
AGAINST THE MEASURE	77	38.89%	<div><div></div></div>
Total Votes Cast	198	100.00%	<div><div></div></div>
Overvotes	0		
Undervotes	44		
Contest Totals	242		

### Proposition S – City of Wylie

Vote For 1

	TOTAL	VOTE %	
FOR THE MEASURE	135	69.23%	<div><div></div></div>
AGAINST THE MEASURE	60	30.77%	<div><div></div></div>
Total Votes Cast	195	100.00%	<div><div></div></div>
Overvotes	0		
Undervotes	47		
Contest Totals	242		



Collin County Seal  
Watermark Seal for Collin County,  
Collin County Government

## PCT 159

### Proposition T – City of Wylie

Vote For 1

	TOTAL	VOTE %	
FOR THE MEASURE	53	26.37%	<div><div></div><div></div></div>
AGAINST THE MEASURE	148	73.63%	<div><div></div><div></div></div>
Total Votes Cast	201	100.00%	<div><div></div><div></div></div>
Overvotes	0		
Undervotes	41		
Contest Totals	242		

### Proposition U – City of Wylie

Vote For 1

	TOTAL	VOTE %	
FOR THE MEASURE	132	67.69%	<div><div></div><div></div></div>
AGAINST THE MEASURE	63	32.31%	<div><div></div><div></div></div>
Total Votes Cast	195	100.00%	<div><div></div><div></div></div>
Overvotes	0		
Undervotes	47		
Contest Totals	242		

### Proposition V – City of Wylie

Vote For 1

	TOTAL	VOTE %	
FOR THE MEASURE	95	47.03%	<div><div></div><div></div></div>
AGAINST THE MEASURE	107	52.97%	<div><div></div><div></div></div>
Total Votes Cast	202	100.00%	<div><div></div><div></div></div>
Overvotes	0		
Undervotes	40		
Contest Totals	242		

### Proposition W – City of Wylie

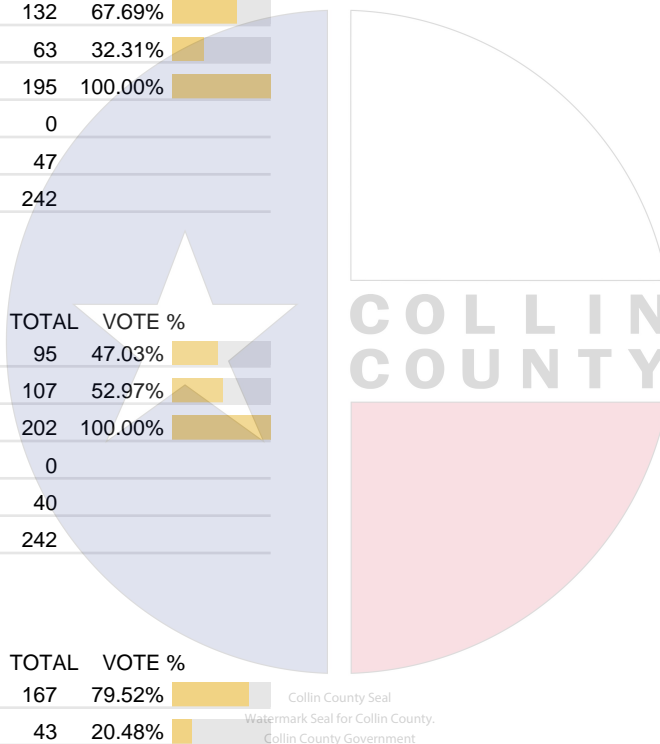
Vote For 1

	TOTAL	VOTE %	
FOR THE MEASURE	167	79.52%	<div><div></div><div></div></div>
AGAINST THE MEASURE	43	20.48%	<div><div></div><div></div></div>
Total Votes Cast	210	100.00%	<div><div></div><div></div></div>
Overvotes	0		
Undervotes	32		
Contest Totals	242		

### Proposition X – City of Wylie

Vote For 1

	TOTAL	VOTE %	
FOR THE MEASURE	136	67.33%	<div><div></div><div></div></div>
AGAINST THE MEASURE	66	32.67%	<div><div></div><div></div></div>
Total Votes Cast	202	100.00%	<div><div></div><div></div></div>
Overvotes	0		
Undervotes	40		
Contest Totals	242		



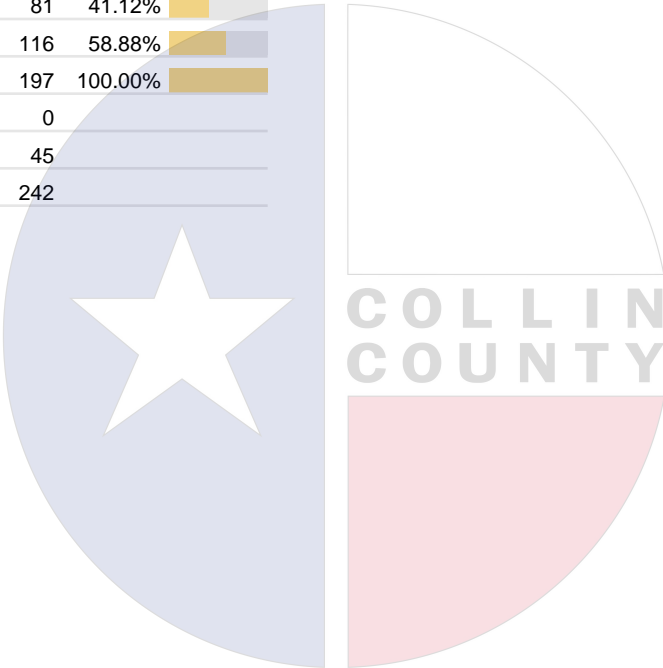
PCT 159

Proposition Y – City of Wylie  
Vote For 1

	TOTAL	VOTE %	
FOR THE MEASURE	151	79.06%	<div><div></div></div>
AGAINST THE MEASURE	40	20.94%	<div><div></div></div>
Total Votes Cast	191	100.00%	<div><div></div></div>
Overvotes	0		
Undervotes	51		
Contest Totals	242		

Proposition Z – City of Wylie  
Vote For 1

	TOTAL	VOTE %	
FOR THE MEASURE	81	41.12%	<div><div></div></div>
AGAINST THE MEASURE	116	58.88%	<div><div></div></div>
Total Votes Cast	197	100.00%	<div><div></div></div>
Overvotes	0		
Undervotes	45		
Contest Totals	242		



Collin County Seal  
Watermark Seal for Collin County.  
Collin County Government

PCT 160

Statistics	TOTAL
Registered Voters - Total	546
Ballots Cast - Total	53
Voter Turnout - Total	9.71%

Trustee, Place 4 - Collin Co. Comm. College Dist.  
Vote For 1

	TOTAL	VOTE %
Tamara Thomas	14	35.90%
Staci L. Weaver	25	64.10%
Total Votes Cast	39	100.00%
Overvotes	0	
Undervotes	14	
Contest Totals	53	

Trustee, Place 5 - Collin Co. Comm. College Dist.  
Vote For 1

	TOTAL	VOTE %
Raj Menon	32	100.00%
Total Votes Cast	32	100.00%
Overvotes	0	
Undervotes	21	
Contest Totals	53	

Trustee, Place 6 - Collin Co. Comm. College Dist.  
Vote For 1

	TOTAL	VOTE %
Justin Adcock	36	100.00%
Total Votes Cast	36	100.00%
Overvotes	0	
Undervotes	17	
Contest Totals	53	

Board of Trustees, Place 1 - Celina ISD  
Vote For 1

	TOTAL	VOTE %
Vicky Hogue	11	22.45%
Meagan Dungan	8	16.33%
Chuck Hansen	30	61.22%
Total Votes Cast	49	100.00%
Overvotes	0	
Undervotes	4	
Contest Totals	53	



PCT 160

Board of Trustees, Place 2 – Celina ISD  
Vote For 1

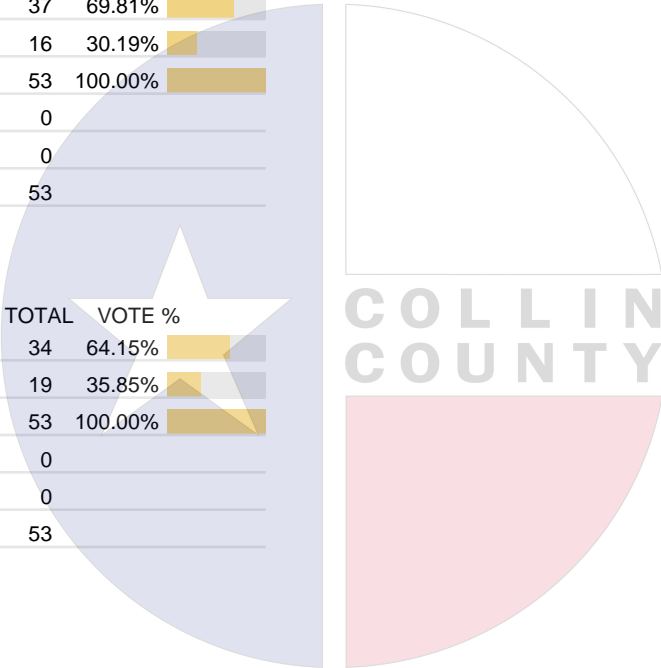
	TOTAL	VOTE %	
Michael Wagoner	18	40.00%	<div><div></div></div>
Cameron Riggs	27	60.00%	<div><div></div></div>
Total Votes Cast	45	100.00%	<div><div></div></div>
Overvotes	0		
Undervotes	8		
Contest Totals	53		

Proposition A – Celina ISD  
Vote For 1

	TOTAL	VOTE %	
FOR	37	69.81%	<div><div></div></div>
AGAINST	16	30.19%	<div><div></div></div>
Total Votes Cast	53	100.00%	<div><div></div></div>
Overvotes	0		
Undervotes	0		
Contest Totals	53		

Proposition B – Celina ISD  
Vote For 1

	TOTAL	VOTE %	
FOR	34	64.15%	<div><div></div></div>
AGAINST	19	35.85%	<div><div></div></div>
Total Votes Cast	53	100.00%	<div><div></div></div>
Overvotes	0		
Undervotes	0		
Contest Totals	53		



Collin County Seal  
Watermark Seal for Collin County.  
Collin County Government

PCT 161

Statistics	TOTAL
Registered Voters - Total	277
Ballots Cast - Total	14
Voter Turnout - Total	5.05%

Trustee, Place 4 - Collin Co. Comm. College Dist.  
Vote For 1

	TOTAL	VOTE %	
Tamara Thomas	8	57.14%	<div><div></div></div>
Staci L. Weaver	6	42.86%	<div><div></div></div>
Total Votes Cast	14	100.00%	<div><div></div></div>
Overvotes	0		
Undervotes	0		
Contest Totals	14		

Trustee, Place 5 - Collin Co. Comm. College Dist.  
Vote For 1

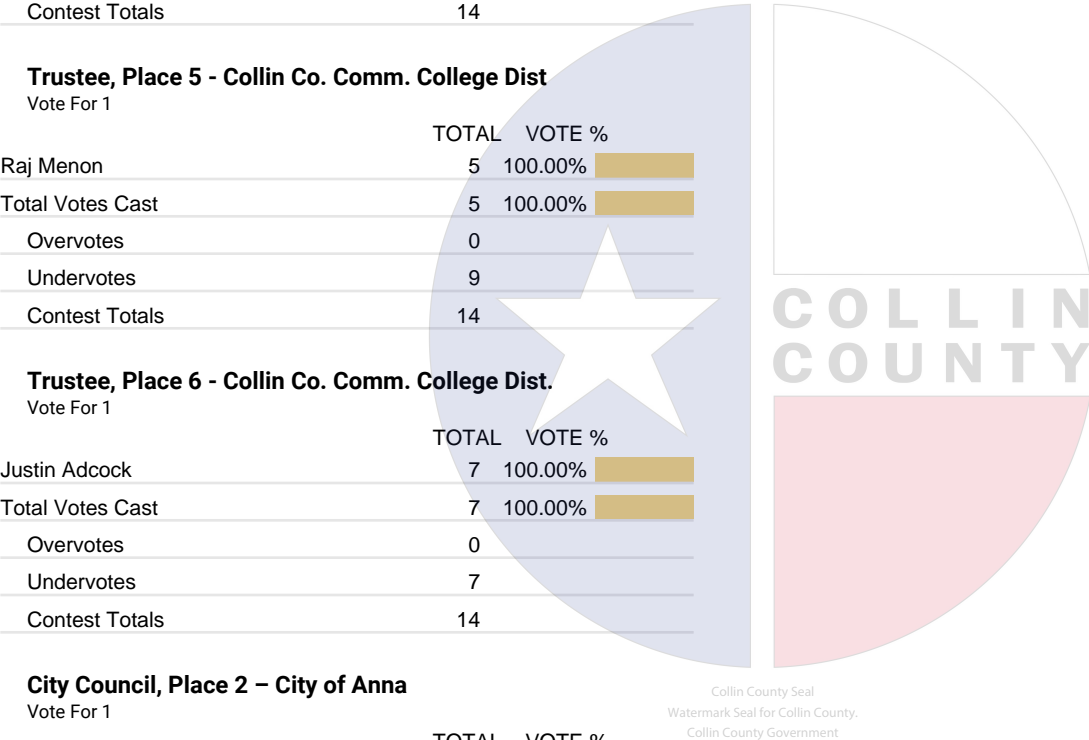
	TOTAL	VOTE %	
Raj Menon	5	100.00%	<div><div></div></div>
Total Votes Cast	5	100.00%	<div><div></div></div>
Overvotes	0		
Undervotes	9		
Contest Totals	14		

Trustee, Place 6 - Collin Co. Comm. College Dist.  
Vote For 1

	TOTAL	VOTE %	
Justin Adcock	7	100.00%	<div><div></div></div>
Total Votes Cast	7	100.00%	<div><div></div></div>
Overvotes	0		
Undervotes	7		
Contest Totals	14		

City Council, Place 2 – City of Anna  
Vote For 1

	TOTAL	VOTE %	
Allison Inesta	0	0.00%	<div><div></div></div>
Nichole Hunt	0	0.00%	<div><div></div></div>
Hugh F. Heath	2	100.00%	<div><div></div></div>
Nathan Bryan	0	0.00%	<div><div></div></div>
Total Votes Cast	2	100.00%	<div><div></div></div>
Overvotes	0		
Undervotes	0		
Contest Totals	2		



PCT 161

City Council, Place 4 – City of Anna

	TOTAL	VOTE %	
Lee Miller	2	100.00%	<div></div>
Kelly Herndon	0	0.00%	<div></div>
Total Votes Cast	2	100.00%	<div></div>
Overvotes	0		
Undervotes	0		
Contest Totals	2		

City Council, Place 6 – City of Anna

	TOTAL	VOTE %	
Randy Atchley	2	100.00%	<div></div>
Manny Singh	0	0.00%	<div></div>
Total Votes Cast	2	100.00%	<div></div>
Overvotes	0		
Undervotes	0		
Contest Totals	2		

Proposition A – Town of Weston

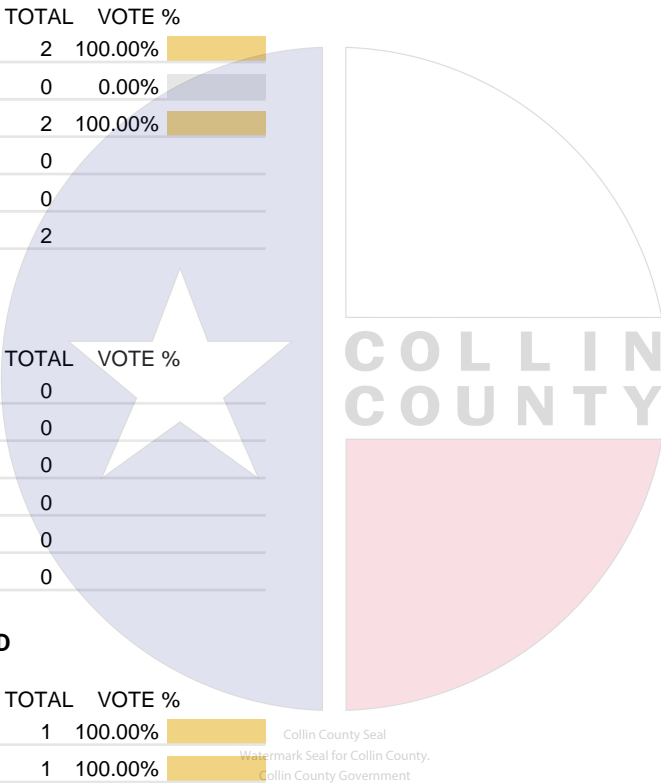
	TOTAL	VOTE %	
For	0		
Against	0		
Total Votes Cast	0		
Overvotes	0		
Undervotes	0		
Contest Totals	0		

Board of Trustees, Place 1 – Anna ISD

	TOTAL	VOTE %	
Tiffany Terry	1	100.00%	<div></div>
Total Votes Cast	1	100.00%	<div></div>
Overvotes	0		
Undervotes	2		
Contest Totals	3		

Board of Trustees, Place 3 – Anna ISD

	TOTAL	VOTE %	
Jose Vargas	1	100.00%	<div></div>
Total Votes Cast	1	100.00%	<div></div>
Overvotes	0		
Undervotes	2		
Contest Totals	3		



PCT 161

Board of Trustees, Place 4 – Anna ISD  
Vote For 1

	TOTAL	VOTE %	
Kavanski Morrison	1	33.33%	<div><div></div></div>
Cody Bridwell	0	0.00%	<div><div></div></div>
Eliana Mellet	0	0.00%	<div><div></div></div>
Carrie Butler	2	66.67%	<div><div></div></div>
Total Votes Cast	3	100.00%	<div><div></div></div>
Overvotes	0		
Undervotes	0		
Contest Totals	3		

Board of Trustees, Place 1 – Celina ISD  
Vote For 1

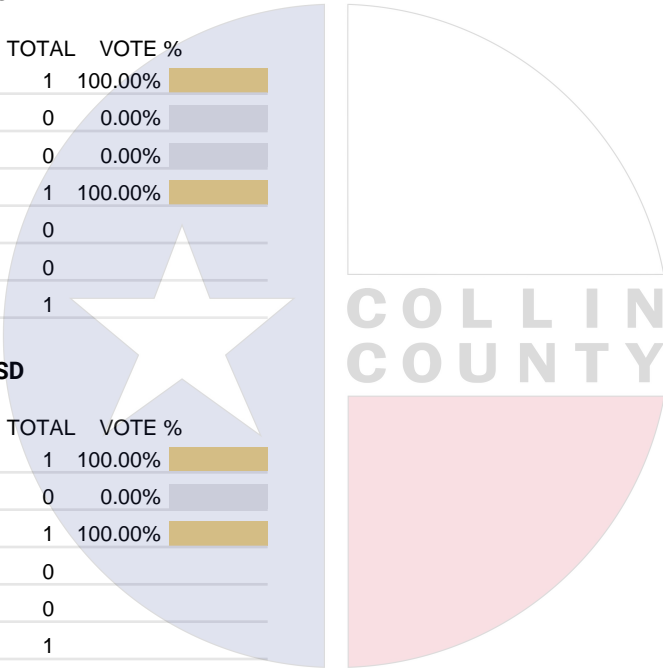
	TOTAL	VOTE %	
Vicky Hogue	1	100.00%	<div><div></div></div>
Meagan Dungan	0	0.00%	<div><div></div></div>
Chuck Hansen	0	0.00%	<div><div></div></div>
Total Votes Cast	1	100.00%	<div><div></div></div>
Overvotes	0		
Undervotes	0		
Contest Totals	1		

Board of Trustees, Place 2 – Celina ISD  
Vote For 1

	TOTAL	VOTE %	
Michael Wagoner	1	100.00%	<div><div></div></div>
Cameron Riggs	0	0.00%	<div><div></div></div>
Total Votes Cast	1	100.00%	<div><div></div></div>
Overvotes	0		
Undervotes	0		
Contest Totals	1		

Proposition A – Celina ISD  
Vote For 1

	TOTAL	VOTE %	
FOR	0	0.00%	<div><div></div></div>
AGAINST	1	100.00%	<div><div></div></div>
Total Votes Cast	1	100.00%	<div><div></div></div>
Overvotes	0		
Undervotes	0		
Contest Totals	1		



Collin County Seal  
Watermark Seal for Collin County,  
Collin County Government

## PCT 161

### Proposition B – Celina ISD

Vote For 1

	TOTAL	VOTE %	
FOR	1	100.00%	<div><div></div></div>
AGAINST	0	0.00%	<div><div></div></div>
Total Votes Cast	1	100.00%	<div><div></div></div>
Overvotes	0		
Undervotes	0		
Contest Totals	1		

### Board of Trustees, Place 2 – McKinney ISD

Vote For 1

	TOTAL	VOTE %	
Kenneth Ussery	5	71.43%	<div><div></div></div>
Deborah Klosky	2	28.57%	<div><div></div></div>
Total Votes Cast	7	100.00%	<div><div></div></div>
Overvotes	0		
Undervotes	0		
Contest Totals	7		

### Board of Trustees, Place 7 – McKinney ISD

Vote For 1

	TOTAL	VOTE %	
Harvey Oaxaca	4	100.00%	<div><div></div></div>
Total Votes Cast	4	100.00%	<div><div></div></div>
Overvotes	0		
Undervotes	3		
Contest Totals	7		

### Trustee, Place 6 – Melissa ISD

Vote For 1

	TOTAL	VOTE %	
Amy Feagin	3	100.00%	<div><div></div></div>
Total Votes Cast	3	100.00%	<div><div></div></div>
Overvotes	0		
Undervotes	0		
Contest Totals	3		

### Trustee, Place 7 – Melissa ISD

Vote For 1

	TOTAL	VOTE %	
Paul Anderson	2	100.00%	<div><div></div></div>
Robyn Brown	0	0.00%	<div><div></div></div>
Total Votes Cast	2	100.00%	<div><div></div></div>
Overvotes	0		
Undervotes	1		
Contest Totals	3		

Collin County Seal  
Watermark Seal for Collin County,  
Collin County Government

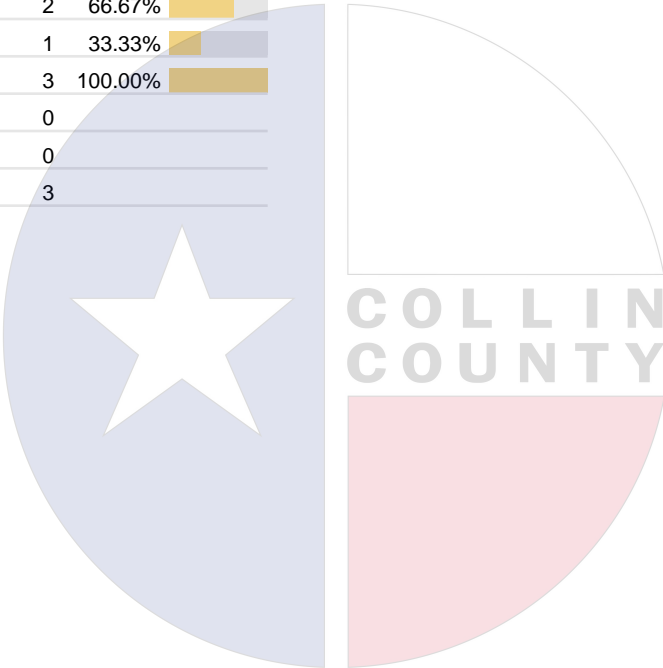
PCT 161

Proposition A – Melissa ISD  
Vote For 1

	TOTAL	VOTE %	
FOR	2	66.67%	<div><div></div></div>
AGAINST	1	33.33%	<div><div></div></div>
Total Votes Cast	3	100.00%	<div><div></div></div>
Overvotes	0		
Undervotes	0		
Contest Totals	3		

Proposition B – Melissa ISD  
Vote For 1

	TOTAL	VOTE %	
FOR	2	66.67%	<div><div></div></div>
AGAINST	1	33.33%	<div><div></div></div>
Total Votes Cast	3	100.00%	<div><div></div></div>
Overvotes	0		
Undervotes	0		
Contest Totals	3		



Collin County Seal  
Watermark Seal for Collin County.  
Collin County Government

PCT 162

Statistics	TOTAL
Registered Voters - Total	904
Ballots Cast - Total	43
Voter Turnout - Total	4.76%

Trustee, Place 4 - Collin Co. Comm. College Dist.  
Vote For 1

	TOTAL	VOTE %
Tamara Thomas	14	37.84%
Staci L. Weaver	23	62.16%
Total Votes Cast	37	100.00%
Overvotes	0	
Undervotes	6	
Contest Totals	43	

Trustee, Place 5 - Collin Co. Comm. College Dist.  
Vote For 1

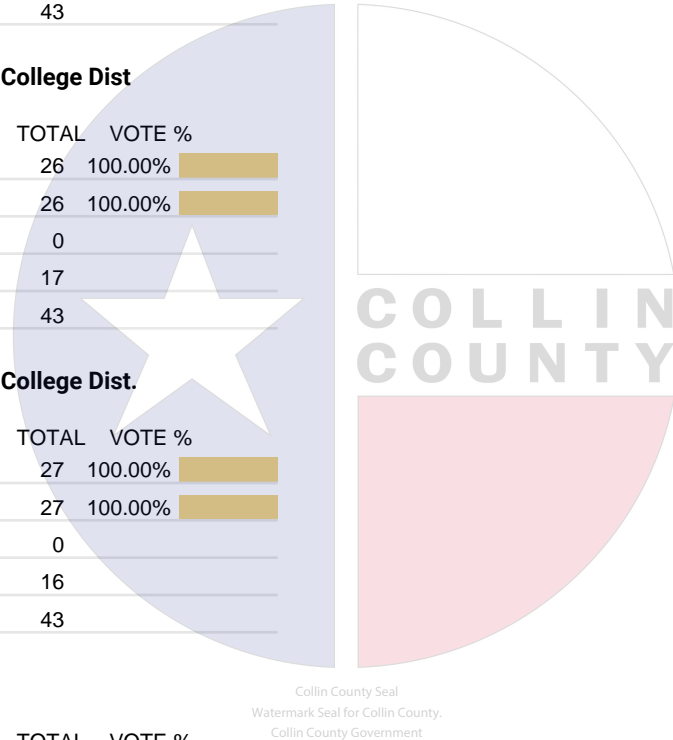
	TOTAL	VOTE %
Raj Menon	26	100.00%
Total Votes Cast	26	100.00%
Overvotes	0	
Undervotes	17	
Contest Totals	43	

Trustee, Place 6 - Collin Co. Comm. College Dist.  
Vote For 1

	TOTAL	VOTE %
Justin Adcock	27	100.00%
Total Votes Cast	27	100.00%
Overvotes	0	
Undervotes	16	
Contest Totals	43	

City Council, Place 2 – City of Anna  
Vote For 1

	TOTAL	VOTE %
Allison Inesta	9	28.12%
Nichole Hunt	4	12.50%
Hugh F. Heath	3	9.38%
Nathan Bryan	16	50.00%
Total Votes Cast	32	100.00%
Overvotes	0	
Undervotes	1	
Contest Totals	33	



## PCT 162

### City Council, Place 4 – City of Anna

Vote For 1

	TOTAL	VOTE %	
Lee Miller	14	45.16%	<div><div></div></div>
Kelly Herndon	17	54.84%	<div><div></div></div>
Total Votes Cast	31	100.00%	<div><div></div></div>
Overvotes	0		
Undervotes	2		
Contest Totals	33		

### City Council, Place 6 – City of Anna

Vote For 1

	TOTAL	VOTE %	
Randy Atchley	9	28.12%	<div><div></div></div>
Manny Singh	23	71.88%	<div><div></div></div>
Total Votes Cast	32	100.00%	<div><div></div></div>
Overvotes	0		
Undervotes	1		
Contest Totals	33		

### Board of Trustees, Place 1 – Anna ISD

Vote For 1

	TOTAL	VOTE %	
Tiffany Terry	30	100.00%	<div><div></div></div>
Total Votes Cast	30	100.00%	<div><div></div></div>
Overvotes	0		
Undervotes	13		
Contest Totals	43		

### Board of Trustees, Place 3 – Anna ISD


Vote For 1

	TOTAL	VOTE %	
Jose Vargas	29	100.00%	<div><div></div></div>
Total Votes Cast	29	100.00%	<div><div></div></div>
Overvotes	0		
Undervotes	14		
Contest Totals	43		

### Board of Trustees, Place 4 – Anna ISD

Vote For 1

	TOTAL	VOTE %	
Kavanski Morrison	8	22.86%	<div><div></div></div>
Cody Bridwell	15	42.86%	<div><div></div></div>
Eliana Mellet	8	22.86%	<div><div></div></div>
Carrie Butler	4	11.43%	<div><div></div></div>
Total Votes Cast	35	100.00%	<div><div></div></div>
Overvotes	0		
Undervotes	8		
Contest Totals	43		





PCT 163

Statistics	TOTAL
Registered Voters - Total	2,103
Ballots Cast - Total	205
Voter Turnout - Total	9.75%

Trustee, Place 4 - Collin Co. Comm. College Dist.  
Vote For 1

	TOTAL	VOTE %	
Tamara Thomas	70	42.17%	<div><div></div></div>
Staci L. Weaver	96	57.83%	<div><div></div></div>
Total Votes Cast	166	100.00%	<div><div></div></div>
Overvotes	0		
Undervotes	39		
Contest Totals	205		

Trustee, Place 5 - Collin Co. Comm. College Dist.  
Vote For 1

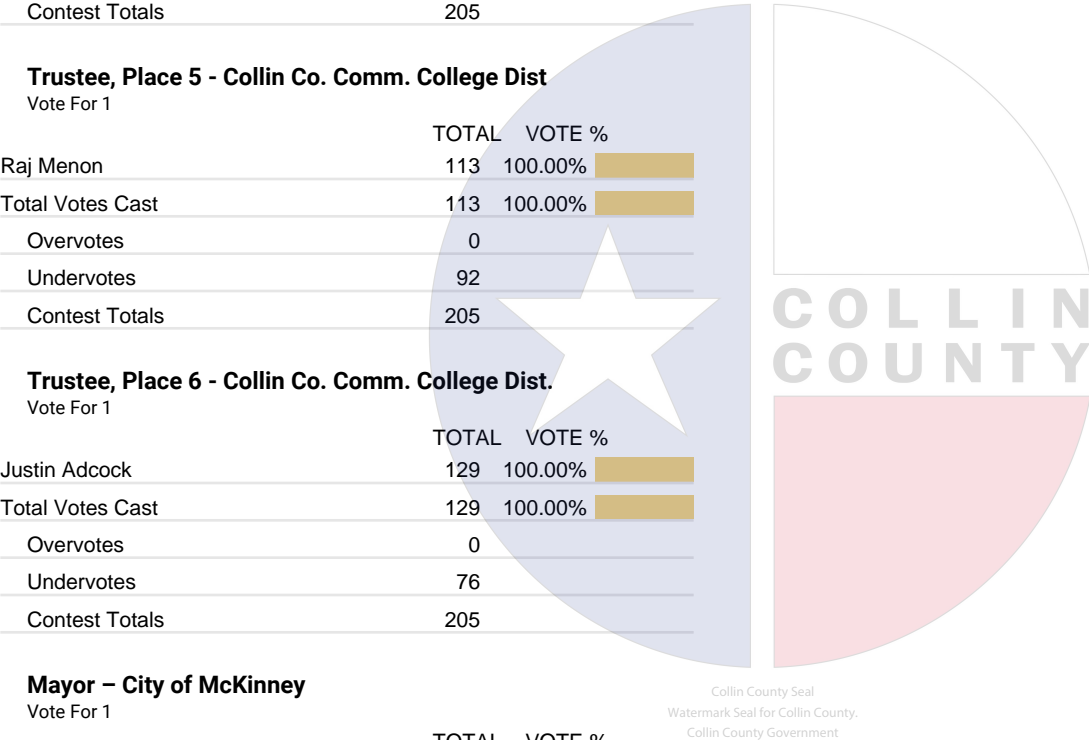
	TOTAL	VOTE %	
Raj Menon	113	100.00%	<div><div></div></div>
Total Votes Cast	113	100.00%	<div><div></div></div>
Overvotes	0		
Undervotes	92		
Contest Totals	205		

Trustee, Place 6 - Collin Co. Comm. College Dist.  
Vote For 1

	TOTAL	VOTE %	
Justin Adcock	129	100.00%	<div><div></div></div>
Total Votes Cast	129	100.00%	<div><div></div></div>
Overvotes	0		
Undervotes	76		
Contest Totals	205		

Mayor – City of McKinney  
Vote For 1

	TOTAL	VOTE %	
Matt “Doc” Rostami	22	11.17%	<div><div></div></div>
Taylor Willingham	12	6.09%	<div><div></div></div>
Bill Cox	90	45.69%	<div><div></div></div>
Scott Sanford	73	37.06%	<div><div></div></div>
Total Votes Cast	197	100.00%	<div><div></div></div>
Overvotes	0		
Undervotes	4		
Contest Totals	201		



PCT 163

Council Member, At-Large No. 1 – City of McKinney

	TOTAL	VOTE %	
Brian J. Magnuson	31	17.32%	<div><div></div></div>
Derrick Tarver	34	18.99%	<div><div></div></div>
Ernest Lynch	48	26.82%	<div><div></div></div>
Taha Ansari	30	16.76%	<div><div></div></div>
Jim Garrison	36	20.11%	<div><div></div></div>
Total Votes Cast	179	100.00%	<div><div></div></div>
Overvotes	0		
Undervotes	22		
Contest Totals	201		

School Board Trustee, Place 1 – Prosper ISD

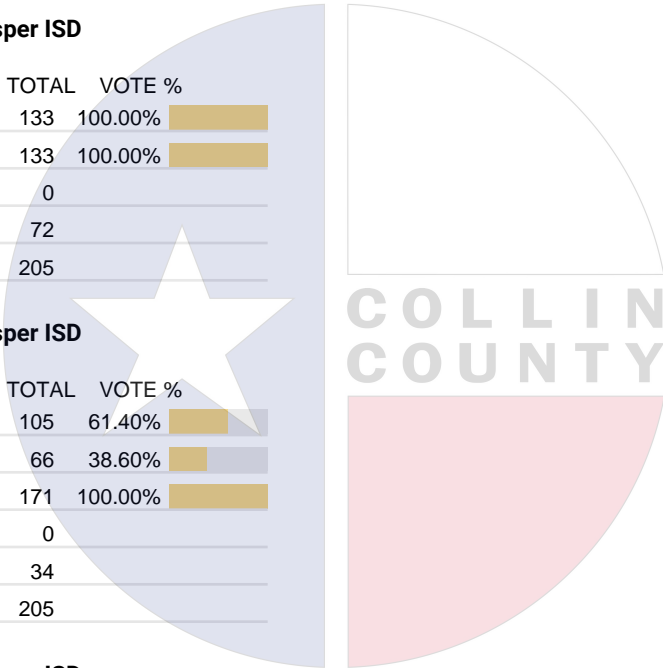
	TOTAL	VOTE %	
Jorden Dial	133	100.00%	<div><div></div></div>
Total Votes Cast	133	100.00%	<div><div></div></div>
Overvotes	0		
Undervotes	72		
Contest Totals	205		

School Board Trustee, Place 3 – Prosper ISD

	TOTAL	VOTE %	
Scott Bray	105	61.40%	<div><div></div></div>
Kelly P. Cavender	66	38.60%	<div><div></div></div>
Total Votes Cast	171	100.00%	<div><div></div></div>
Overvotes	0		
Undervotes	34		
Contest Totals	205		

School Board Trustee, Place 6 – Prosper ISD

	TOTAL	VOTE %	
Janette Church	106	59.22%	<div><div></div></div>
Garrett Linker	73	40.78%	<div><div></div></div>
Total Votes Cast	179	100.00%	<div><div></div></div>
Overvotes	0		
Undervotes	26		
Contest Totals	205		



Collin County Seal  
Watermark Seal for Collin County,  
Collin County Government

PCT 164

Statistics	TOTAL
Registered Voters - Total	2,290
Ballots Cast - Total	328
Voter Turnout - Total	14.32%

Trustee, Place 4 - Collin Co. Comm. College Dist.  
Vote For 1

	TOTAL	VOTE %
Tamara Thomas	116	46.59%
Staci L. Weaver	133	53.41%
Total Votes Cast	249	100.00%
Overvotes	0	
Undervotes	79	
Contest Totals	328	

Trustee, Place 5 - Collin Co. Comm. College Dist.  
Vote For 1

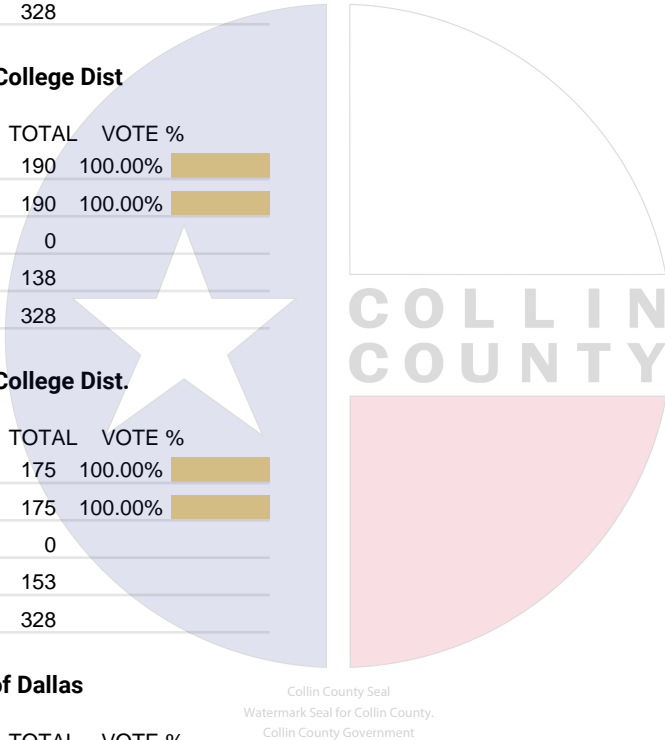
	TOTAL	VOTE %
Raj Menon	190	100.00%
Total Votes Cast	190	100.00%
Overvotes	0	
Undervotes	138	
Contest Totals	328	

Trustee, Place 6 - Collin Co. Comm. College Dist.  
Vote For 1

	TOTAL	VOTE %
Justin Adcock	175	100.00%
Total Votes Cast	175	100.00%
Overvotes	0	
Undervotes	153	
Contest Totals	328	

Member of Council, Place 12 – City of Dallas  
Vote For 1

	TOTAL	VOTE %
Cara Mendelsohn	220	69.40%
Marc Rossouw	80	25.24%
Jose Cavazos	17	5.36%
Total Votes Cast	317	100.00%
Overvotes	0	
Undervotes	11	
Contest Totals	328	



PCT 164

Trustee, Place 1 – Plano ISD  
Vote For 1

	TOTAL	VOTE %	
Lauren Tyra	194	100.00%	<div><div></div></div>
Total Votes Cast	194	100.00%	<div><div></div></div>
Overvotes	0		
Undervotes	134		
Contest Totals	328		

Trustee, Place 2 – Plano ISD  
Vote For 1

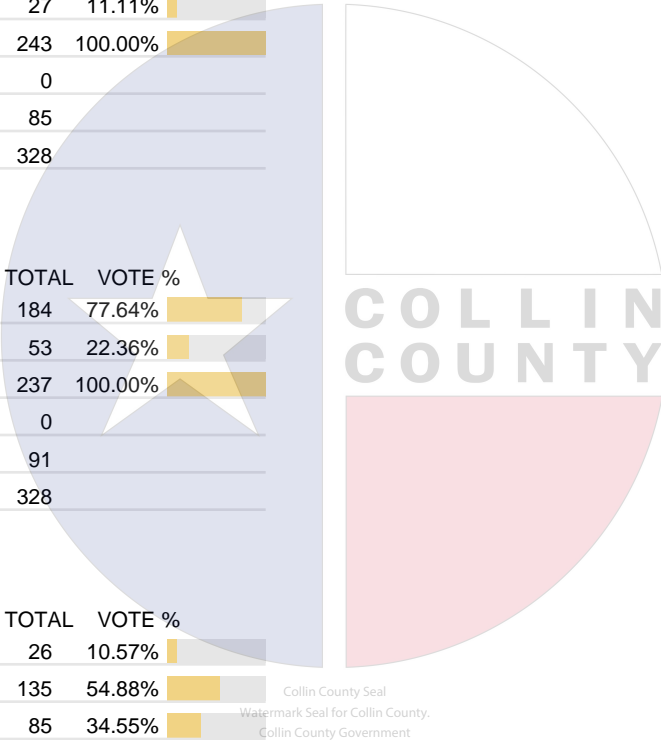
	TOTAL	VOTE %	
Sam Johnson	216	88.89%	<div><div></div></div>
Xiomar Pierre	27	11.11%	<div><div></div></div>
Total Votes Cast	243	100.00%	<div><div></div></div>
Overvotes	0		
Undervotes	85		
Contest Totals	328		

Trustee, Place 3 – Plano ISD  
Vote For 1

	TOTAL	VOTE %	
Nancy C. Humphrey	184	77.64%	<div><div></div></div>
Harper Weaver	53	22.36%	<div><div></div></div>
Total Votes Cast	237	100.00%	<div><div></div></div>
Overvotes	0		
Undervotes	91		
Contest Totals	328		

Trustee, Place 6 – Plano ISD  
Vote For 1

	TOTAL	VOTE %	
Andrew Rettke	26	10.57%	<div><div></div></div>
Elisa Klein	135	54.88%	<div><div></div></div>
Dash Weerasinghe	85	34.55%	<div><div></div></div>
Total Votes Cast	246	100.00%	<div><div></div></div>
Overvotes	0		
Undervotes	82		
Contest Totals	328		



## PCT 165

### Statistics

	TOTAL
Registered Voters - Total	944
Ballots Cast - Total	208
Voter Turnout - Total	22.03%

#### Trustee, Place 4 - Collin Co. Comm. College Dist.

Vote For 1

	TOTAL	VOTE %	
Tamara Thomas	57	42.22%	<div><div></div></div>
Staci L. Weaver	78	57.78%	<div><div></div></div>
Total Votes Cast	135	100.00%	<div><div></div></div>
Overvotes	0		
Undervotes	73		
Contest Totals	208		

#### Trustee, Place 5 - Collin Co. Comm. College Dist

Vote For 1

	TOTAL	VOTE %	
Raj Menon	98	100.00%	<div><div></div></div>
Total Votes Cast	98	100.00%	<div><div></div></div>
Overvotes	0		
Undervotes	110		
Contest Totals	208		

#### Trustee, Place 6 - Collin Co. Comm. College Dist.

Vote For 1

	TOTAL	VOTE %	
Justin Adcock	105	100.00%	<div><div></div></div>
Total Votes Cast	105	100.00%	<div><div></div></div>
Overvotes	0		
Undervotes	103		
Contest Totals	208		

#### Councilmember At-Large – City of Parker

Vote For 3

	TOTAL	VOTE %	
Colleen Halbert	126	22.70%	<div><div></div></div>
Darrel Sharpe	146	26.31%	<div><div></div></div>
Joe Cordina	36	6.49%	<div><div></div></div>
Amanda Noe	63	11.35%	<div><div></div></div>
Todd Fecht	36	6.49%	<div><div></div></div>
Roxanne Bogdan	148	26.67%	<div><div></div></div>
Total Votes Cast	555	100.00%	<div><div></div></div>
Overvotes	0		
Undervotes	69		
Contest Totals	624		

Collin County Seal  
Watermark Seal for Collin County,  
Collin County Government

PCT 165

Trustee, Place 1 – Plano ISD  
Vote For 1

	TOTAL	VOTE %	
Lauren Tyra	104	100.00%	<div><div></div></div>
Total Votes Cast	104	100.00%	<div><div></div></div>
Overvotes	0		
Undervotes	104		
Contest Totals	208		

Trustee, Place 2 – Plano ISD  
Vote For 1

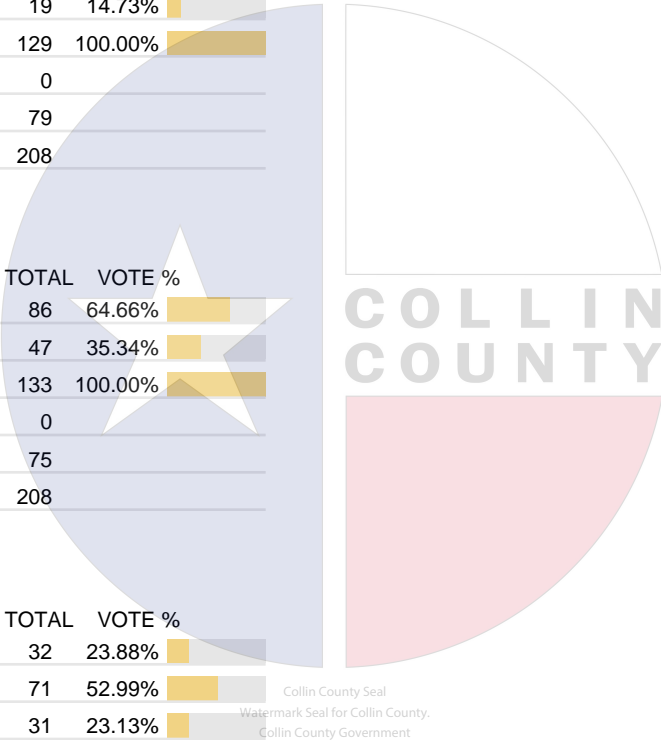
	TOTAL	VOTE %	
Sam Johnson	110	85.27%	<div><div></div></div>
Xiomar Pierre	19	14.73%	<div><div></div></div>
Total Votes Cast	129	100.00%	<div><div></div></div>
Overvotes	0		
Undervotes	79		
Contest Totals	208		

Trustee, Place 3 – Plano ISD  
Vote For 1

	TOTAL	VOTE %	
Nancy C. Humphrey	86	64.66%	<div><div></div></div>
Harper Weaver	47	35.34%	<div><div></div></div>
Total Votes Cast	133	100.00%	<div><div></div></div>
Overvotes	0		
Undervotes	75		
Contest Totals	208		

Trustee, Place 6 – Plano ISD  
Vote For 1

	TOTAL	VOTE %	
Andrew Rettke	32	23.88%	<div><div></div></div>
Elisa Klein	71	52.99%	<div><div></div></div>
Dash Weerasinghe	31	23.13%	<div><div></div></div>
Total Votes Cast	134	100.00%	<div><div></div></div>
Overvotes	0		
Undervotes	74		
Contest Totals	208		



PCT 166

Statistics	TOTAL
Registered Voters - Total	4,282
Ballots Cast - Total	810
Voter Turnout - Total	18.92%

Trustee, Place 4 - Collin Co. Comm. College Dist.  
Vote For 1

	TOTAL	VOTE %
Tamara Thomas	250	41.95%
Staci L. Weaver	346	58.05%
Total Votes Cast	596	100.00%
Overvotes	0	
Undervotes	214	
Contest Totals	810	

Trustee, Place 5 - Collin Co. Comm. College Dist.  
Vote For 1

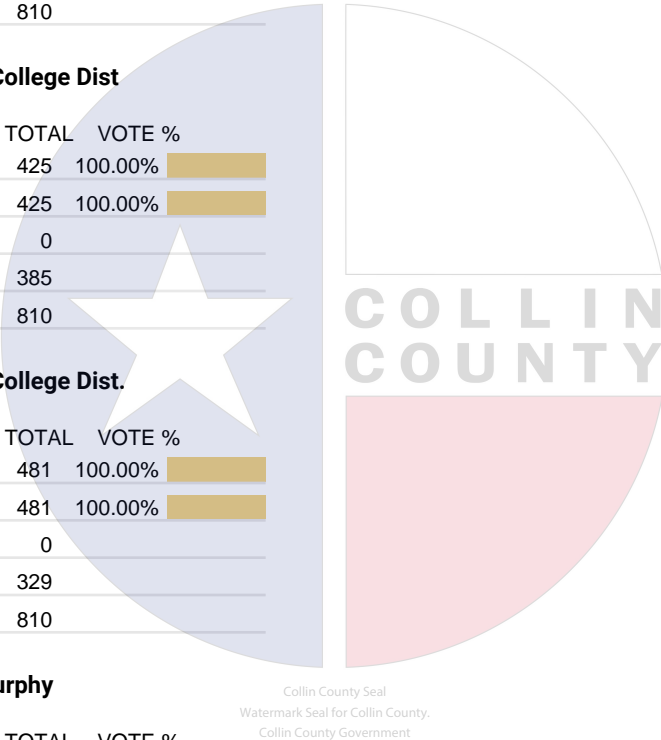
	TOTAL	VOTE %
Raj Menon	425	100.00%
Total Votes Cast	425	100.00%
Overvotes	0	
Undervotes	385	
Contest Totals	810	

Trustee, Place 6 - Collin Co. Comm. College Dist.  
Vote For 1

	TOTAL	VOTE %
Justin Adcock	481	100.00%
Total Votes Cast	481	100.00%
Overvotes	0	
Undervotes	329	
Contest Totals	810	

Council Member, Place 1 - City of Murphy  
Vote For 1

	TOTAL	VOTE %
Elizabeth Abraham	541	67.29%
Nadeem A. Khan	263	32.71%
Total Votes Cast	804	100.00%
Overvotes	0	
Undervotes	6	
Contest Totals	810	



PCT 166

Council Member, Place 2 – City of Murphy

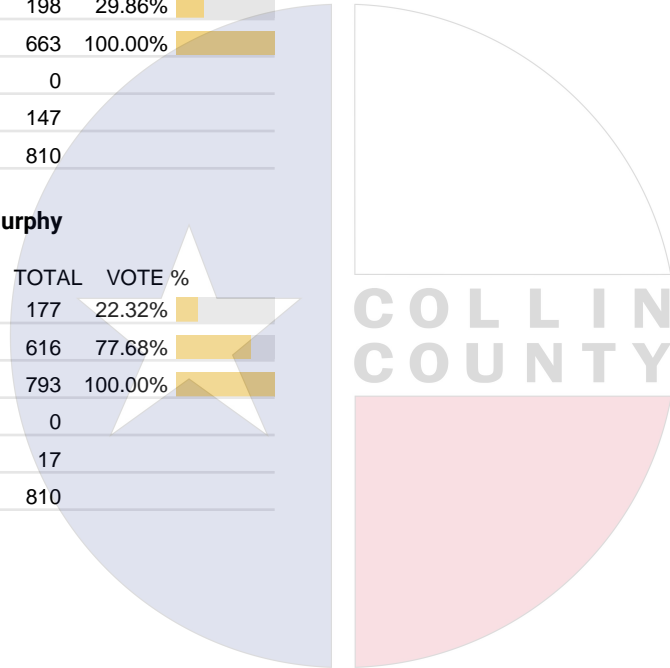
Vote For 1			
	TOTAL	VOTE %	
W. Scott Smith	516	100.00%	<div><div></div></div>
Total Votes Cast	516	100.00%	<div><div></div></div>
Overvotes	0		
Undervotes	294		
Contest Totals	810		

Council Member, Place 4 – City of Murphy

Vote For 1			
	TOTAL	VOTE %	
Ken Oltmann	465	70.14%	<div><div></div><div></div></div>
Chris Stout	198	29.86%	<div><div></div><div></div></div>
Total Votes Cast	663	100.00%	<div><div></div></div>
Overvotes	0		
Undervotes	147		
Contest Totals	810		

Council Member, Place 6 – City of Murphy

Vote For 1			
	TOTAL	VOTE %	
Qasim Rasul	177	22.32%	<div><div></div><div></div></div>
Jene Butler	616	77.68%	<div><div></div><div></div></div>
Total Votes Cast	793	100.00%	<div><div></div></div>
Overvotes	0		
Undervotes	17		
Contest Totals	810		



Collin County Seal  
Watermark Seal for Collin County.  
Collin County Government



PCT 167

Statistics	TOTAL
Registered Voters - Total	5,023
Ballots Cast - Total	497
Voter Turnout - Total	9.89%

Trustee, Place 4 - Collin Co. Comm. College Dist.  
Vote For 1

	TOTAL	VOTE %	
Tamara Thomas	202	46.65%	<div><div></div></div>
Staci L. Weaver	231	53.35%	<div><div></div></div>
Total Votes Cast	433	100.00%	<div><div></div></div>
Overvotes	0		
Undervotes	64		
Contest Totals	497		

Trustee, Place 5 - Collin Co. Comm. College Dist.  
Vote For 1

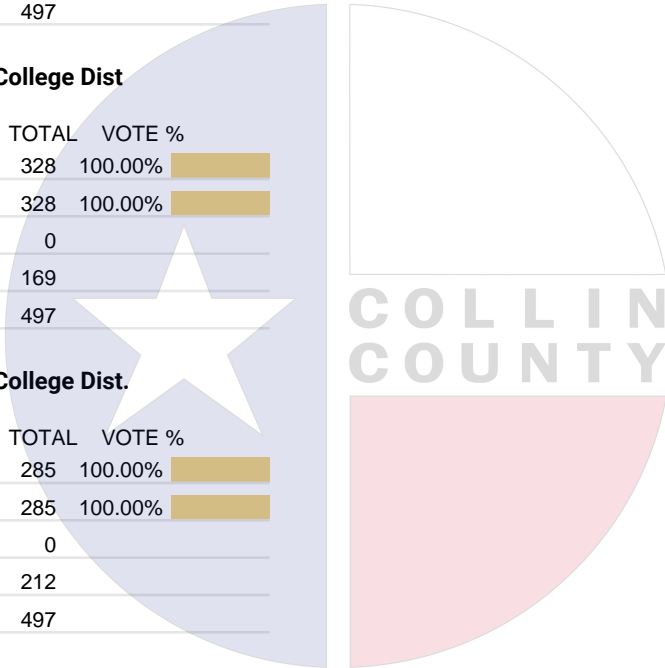
	TOTAL	VOTE %	
Raj Menon	328	100.00%	<div><div></div></div>
Total Votes Cast	328	100.00%	<div><div></div></div>
Overvotes	0		
Undervotes	169		
Contest Totals	497		

Trustee, Place 6 - Collin Co. Comm. College Dist.  
Vote For 1

	TOTAL	VOTE %	
Justin Adcock	285	100.00%	<div><div></div></div>
Total Votes Cast	285	100.00%	<div><div></div></div>
Overvotes	0		
Undervotes	212		
Contest Totals	497		

Councilmember, Place No. 2, District No. 2 – City of Plano  
Vote For 1

	TOTAL	VOTE %	
Bob Kehr	249	54.25%	<div><div></div></div>
Carson K. Underwood	80	17.43%	<div><div></div></div>
Douglas Reeves	130	28.32%	<div><div></div></div>
Total Votes Cast	459	100.00%	<div><div></div></div>
Overvotes	0		
Undervotes	38		
Contest Totals	497		



Collin County Seal  
Watermark Seal for Collin County,  
Collin County Government

## PCT 167

### Councilmember, Place No. 4, District No. 4 – City of Plano

Vote For 1

	TOTAL	VOTE %	
Cody Weaver	213	47.12%	<div><div></div></div>
Christene “Chris” Krupa Downs	239	52.88%	<div><div></div></div>
Total Votes Cast	452	100.00%	<div><div></div></div>
Overvotes	0		
Undervotes	45		
Contest Totals	497		

### Councilmember, Place No. 6, Mayor – City of Plano

Vote For 1

	TOTAL	VOTE %	
John Muns	353	100.00%	<div><div></div></div>
Total Votes Cast	353	100.00%	<div><div></div></div>
Overvotes	0		
Undervotes	144		
Contest Totals	497		

### Councilmember, Place No. 8 – City of Plano

Vote For 1

	TOTAL	VOTE %	
Vidal Quintanilla	224	50.68%	<div><div></div></div>
Hayden Padgett	218	49.32%	<div><div></div></div>
Total Votes Cast	442	100.00%	<div><div></div></div>
Overvotes	0		
Undervotes	55		
Contest Totals	497		

### Councilmember, Place No. 5, Unexpired Term – City of Plano

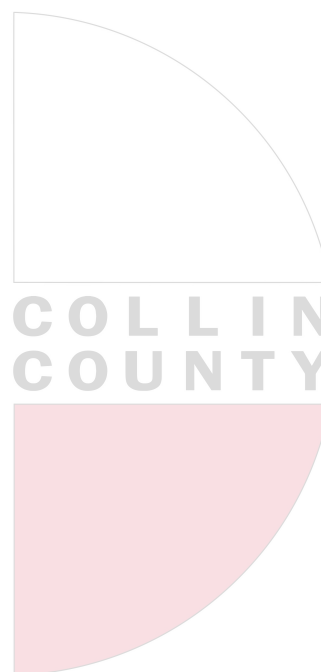
Vote For 1

	TOTAL	VOTE %	
Gary Cary	180	40.18%	<div><div></div></div>
Steve Lavine	268	59.82%	<div><div></div></div>
Total Votes Cast	448	100.00%	<div><div></div></div>
Overvotes	0		
Undervotes	49		
Contest Totals	497		

### Proposition A – City of Plano

Vote For 1




	TOTAL	VOTE %	
For	328	68.05%	<div><div></div></div>
Against	154	31.95%	<div><div></div></div>
Total Votes Cast	482	100.00%	<div><div></div></div>
Overvotes	0		
Undervotes	15		
Contest Totals	497		



## PCT 167




### Proposition B – City of Plano

Vote For 1

	TOTAL	VOTE %	
For	264	54.77%	
Against	218	45.23%	
Total Votes Cast	482	100.00%	
Overvotes	0		
Undervotes	15		
Contest Totals	497		




### Proposition C – City of Plano

Vote For 1

	TOTAL	VOTE %	
For	282	58.14%	
Against	203	41.86%	
Total Votes Cast	485	100.00%	
Overvotes	0		
Undervotes	12		
Contest Totals	497		




### Proposition D – City of Plano

Vote For 1

	TOTAL	VOTE %	
For	296	61.67%	
Against	184	38.33%	
Total Votes Cast	480	100.00%	
Overvotes	0		
Undervotes	17		
Contest Totals	497		




### Proposition E – City of Plano

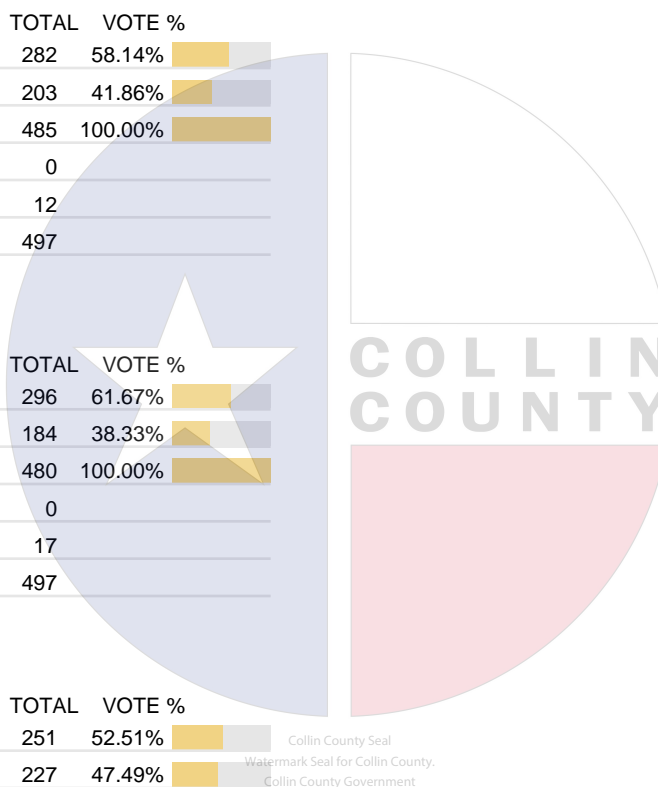
Vote For 1

	TOTAL	VOTE %	
For	251	52.51%	
Against	227	47.49%	
Total Votes Cast	478	100.00%	
Overvotes	0		
Undervotes	19		
Contest Totals	497		

### Proposition F – City of Plano

Vote For 1

	TOTAL	VOTE %	
For	304	63.20%	
Against	177	36.80%	
Total Votes Cast	481	100.00%	
Overvotes	0		
Undervotes	16		
Contest Totals	497		



PCT 167

Proposition G – City of Plano  
Vote For 1

	TOTAL	VOTE %	
For	326	67.78%	<div><div></div></div>
Against	155	32.22%	<div><div></div></div>
Total Votes Cast	481	100.00%	<div><div></div></div>
Overvotes	0		
Undervotes	16		
Contest Totals	497		

Trustee, Place 1 – Frisco ISD  
Vote For 1

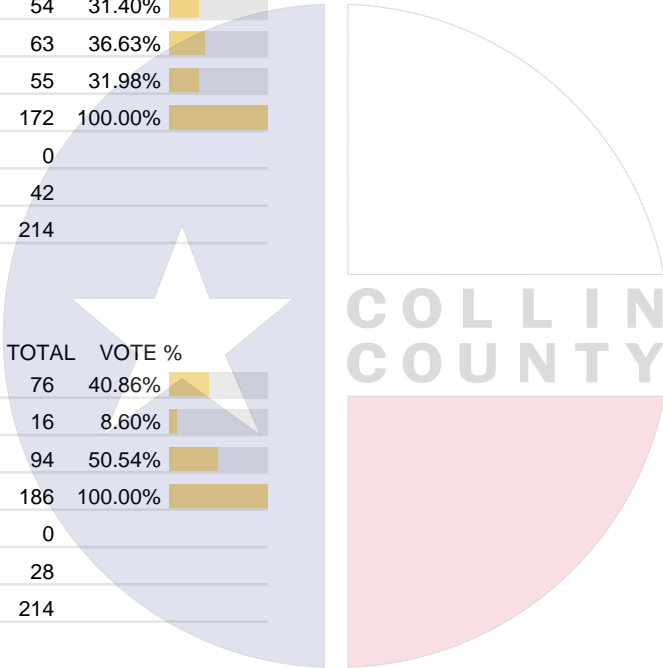
	TOTAL	VOTE %	
Amit Kalra	54	31.40%	<div><div></div></div>
Suresh Manduva	63	36.63%	<div><div></div></div>
Muni Janagarajan	55	31.98%	<div><div></div></div>
Total Votes Cast	172	100.00%	<div><div></div></div>
Overvotes	0		
Undervotes	42		
Contest Totals	214		

Trustee, Place 2 – Frisco ISD  
Vote For 1

	TOTAL	VOTE %	
Melanie Barrios Jones	76	40.86%	<div><div></div></div>
Ange Yao	16	8.60%	<div><div></div></div>
Renee Sample	94	50.54%	<div><div></div></div>
Total Votes Cast	186	100.00%	<div><div></div></div>
Overvotes	0		
Undervotes	28		
Contest Totals	214		

Trustee, Place 3 – Frisco ISD  
Vote For 1

	TOTAL	VOTE %	
Stuart Shulman	103	55.68%	<div><div></div></div>
Stephanie Elad	82	44.32%	<div><div></div></div>
Total Votes Cast	185	100.00%	<div><div></div></div>
Overvotes	0		
Undervotes	29		
Contest Totals	214		



Collin County Seal  
Watermark Seal for Collin County,  
Collin County Government

PCT 167

Trustee, Place 1 – Plano ISD  
Vote For 1

	TOTAL	VOTE %	
Lauren Tyra	186	100.00%	<div><div></div></div>
Total Votes Cast	186	100.00%	<div><div></div></div>
Overvotes	0		
Undervotes	97		
Contest Totals	283		

Trustee, Place 2 – Plano ISD  
Vote For 1

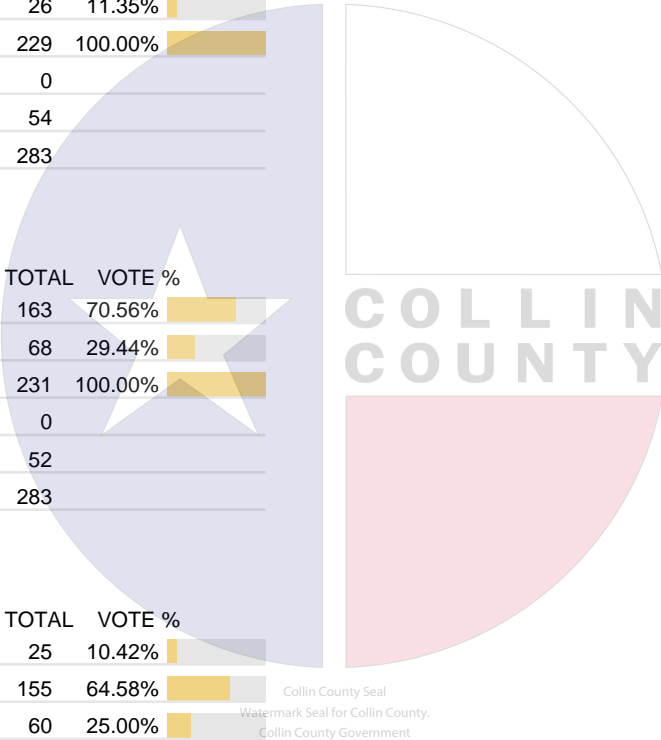
	TOTAL	VOTE %	
Sam Johnson	203	88.65%	<div><div></div></div>
Xiomar Pierre	26	11.35%	<div><div></div></div>
Total Votes Cast	229	100.00%	<div><div></div></div>
Overvotes	0		
Undervotes	54		
Contest Totals	283		

Trustee, Place 3 – Plano ISD  
Vote For 1

	TOTAL	VOTE %	
Nancy C. Humphrey	163	70.56%	<div><div></div></div>
Harper Weaver	68	29.44%	<div><div></div></div>
Total Votes Cast	231	100.00%	<div><div></div></div>
Overvotes	0		
Undervotes	52		
Contest Totals	283		

Trustee, Place 6 – Plano ISD  
Vote For 1

	TOTAL	VOTE %	
Andrew Rettke	25	10.42%	<div><div></div></div>
Elisa Klein	155	64.58%	<div><div></div></div>
Dash Weerasinghe	60	25.00%	<div><div></div></div>
Total Votes Cast	240	100.00%	<div><div></div></div>
Overvotes	0		
Undervotes	43		
Contest Totals	283		



PCT 168

Statistics	TOTAL
Registered Voters - Total	1,909
Ballots Cast - Total	444
Voter Turnout - Total	23.26%

Trustee, Place 4 - Collin Co. Comm. College Dist.  
Vote For 1

	TOTAL	VOTE %
Tamara Thomas	91	29.45%
Staci L. Weaver	218	70.55%
Total Votes Cast	309	100.00%
Overvotes	0	
Undervotes	135	
Contest Totals	444	

Trustee, Place 5 - Collin Co. Comm. College Dist.  
Vote For 1

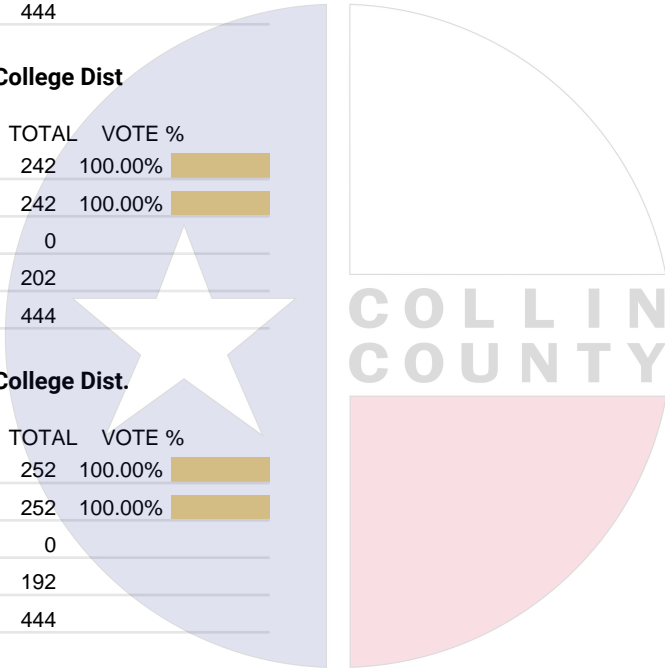
	TOTAL	VOTE %
Raj Menon	242	100.00%
Total Votes Cast	242	100.00%
Overvotes	0	
Undervotes	202	
Contest Totals	444	

Trustee, Place 6 - Collin Co. Comm. College Dist.  
Vote For 1

	TOTAL	VOTE %
Justin Adcock	252	100.00%
Total Votes Cast	252	100.00%
Overvotes	0	
Undervotes	192	
Contest Totals	444	

Board of Trustee, Place 1 – Lovejoy ISD  
Vote For 1

	TOTAL	VOTE %
Julie McLaughlin	320	100.00%
Total Votes Cast	320	100.00%
Overvotes	0	
Undervotes	124	
Contest Totals	444	



Collin County Seal  
Watermark Seal for Collin County,  
Collin County Government

PCT 168

Board of Trustee, Place 2 – Lovejoy ISD

	TOTAL	VOTE %	
Aubrey Stock	292	71.05%	<div><div></div></div>
Pamela Sailor	119	28.95%	<div><div></div></div>
Total Votes Cast	411	100.00%	<div><div></div></div>
Overvotes	0		
Undervotes	33		
Contest Totals	444		

Board of Trustee, Place 3 – Lovejoy ISD

	TOTAL	VOTE %	
Jeff Wood	284	100.00%	<div><div></div></div>
Total Votes Cast	284	100.00%	<div><div></div></div>
Overvotes	0		
Undervotes	160		
Contest Totals	444		

Proposition A – Lovejoy ISD

	TOTAL	VOTE %	
FOR	280	63.35%	<div><div></div></div>
AGAINST	162	36.65%	<div><div></div></div>
Total Votes Cast	442	100.00%	<div><div></div></div>
Overvotes	0		
Undervotes	2		
Contest Totals	444		

Proposition B – Lovejoy ISD

	TOTAL	VOTE %	
FOR	292	66.51%	<div><div></div></div>
AGAINST	147	33.49%	<div><div></div></div>
Total Votes Cast	439	100.00%	<div><div></div></div>
Overvotes	0		
Undervotes	5		
Contest Totals	444		

Proposition C – Lovejoy ISD

	TOTAL	VOTE %	
FOR	262	59.55%	<div><div></div></div>
AGAINST	178	40.45%	<div><div></div></div>
Total Votes Cast	440	100.00%	<div><div></div></div>
Overvotes	0		
Undervotes	4		
Contest Totals	444		

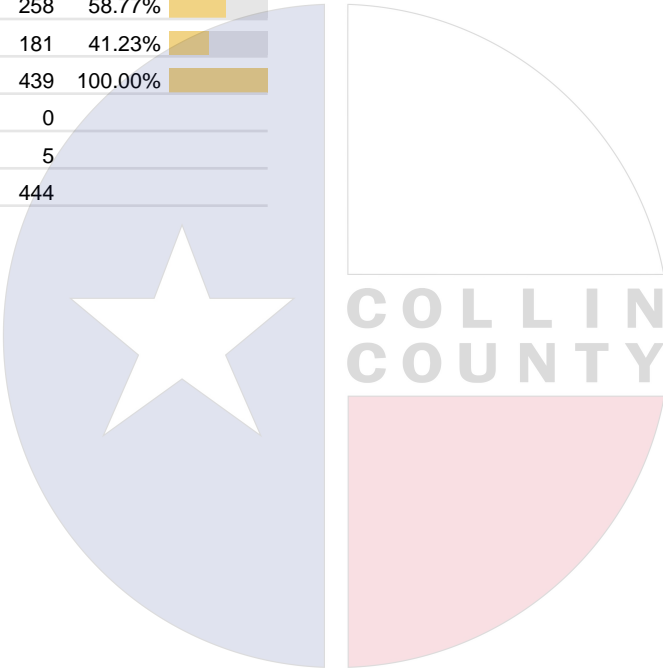
PCT 168

Proposition D – Lovejoy ISD  
Vote For 1

	TOTAL	VOTE %	
FOR	259	59.27%	<div><div></div><div></div></div>
AGAINST	178	40.73%	<div><div></div><div></div></div>
Total Votes Cast	437	100.00%	<div><div></div></div>
Overvotes	0		
Undervotes	7		
Contest Totals	444		

Proposition E – Lovejoy ISD  
Vote For 1

	TOTAL	VOTE %	
FOR	258	58.77%	<div><div></div><div></div></div>
AGAINST	181	41.23%	<div><div></div><div></div></div>
Total Votes Cast	439	100.00%	<div><div></div></div>
Overvotes	0		
Undervotes	5		
Contest Totals	444		



Collin County Seal  
Watermark Seal for Collin County.  
Collin County Government



PCT 169

Statistics	TOTAL
Registered Voters - Total	3,407
Ballots Cast - Total	478
Voter Turnout - Total	14.03%

Trustee, Place 4 - Collin Co. Comm. College Dist.  
Vote For 1

	TOTAL	VOTE %	
Tamara Thomas	194	46.97%	<div><div></div></div>
Staci L. Weaver	219	53.03%	<div><div></div></div>
Total Votes Cast	413	100.00%	<div><div></div></div>
Overvotes	0		
Undervotes	65		
Contest Totals	478		

Trustee, Place 5 - Collin Co. Comm. College Dist.  
Vote For 1

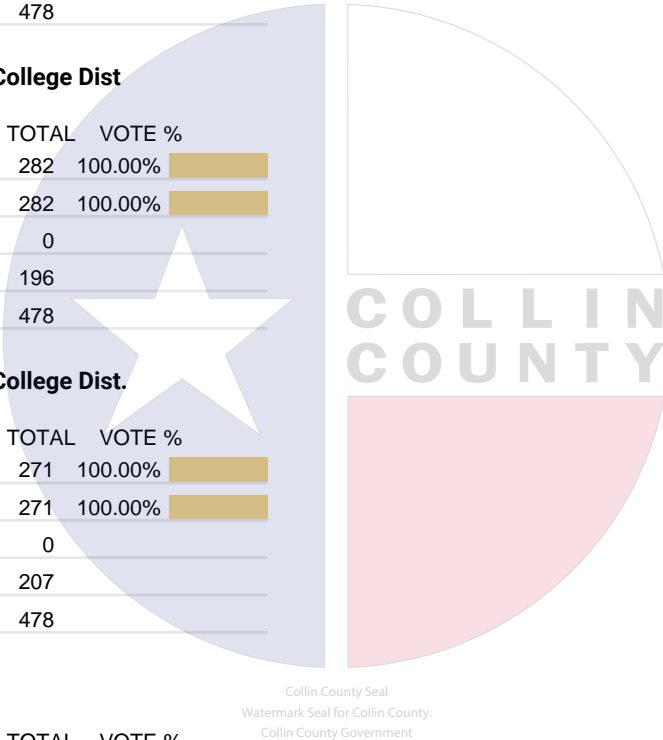
	TOTAL	VOTE %	
Raj Menon	282	100.00%	<div><div></div></div>
Total Votes Cast	282	100.00%	<div><div></div></div>
Overvotes	0		
Undervotes	196		
Contest Totals	478		

Trustee, Place 6 - Collin Co. Comm. College Dist.  
Vote For 1

	TOTAL	VOTE %	
Justin Adcock	271	100.00%	<div><div></div></div>
Total Votes Cast	271	100.00%	<div><div></div></div>
Overvotes	0		
Undervotes	207		
Contest Totals	478		

Mayor – City of McKinney  
Vote For 1

	TOTAL	VOTE %	
Matt “Doc” Rostami	33	6.93%	<div><div></div></div>
Taylor Willingham	73	15.34%	<div><div></div></div>
Bill Cox	197	41.39%	<div><div></div></div>
Scott Sanford	173	36.34%	<div><div></div></div>
Total Votes Cast	476	100.00%	<div><div></div></div>
Overvotes	0		
Undervotes	2		
Contest Totals	478		



## PCT 169

### Council Member, At-Large No. 1 – City of McKinney

Vote For 1

	TOTAL	VOTE %	
Brian J. Magnuson	112	25.81%	<div><div></div></div>
Derrick Tarver	106	24.42%	<div><div></div></div>
Ernest Lynch	91	20.97%	<div><div></div></div>
Taha Ansari	81	18.66%	<div><div></div></div>
Jim Garrison	44	10.14%	<div><div></div></div>
Total Votes Cast	434	100.00%	<div><div></div></div>
Overvotes	0		
Undervotes	44		
Contest Totals	478		

### Trustee, Place 1 – Frisco ISD

Vote For 1

	TOTAL	VOTE %	
Amit Kalra	77	21.04%	<div><div></div></div>
Suresh Manduva	170	46.45%	<div><div></div></div>
Muni Janagarajan	119	32.51%	<div><div></div></div>
Total Votes Cast	366	100.00%	<div><div></div></div>
Overvotes	0		
Undervotes	112		
Contest Totals	478		

### Trustee, Place 2 – Frisco ISD

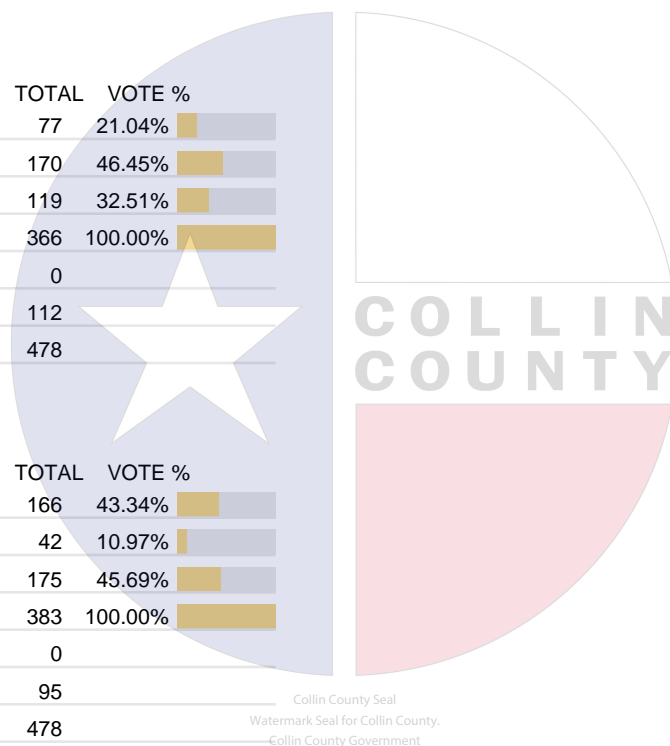
Vote For 1

	TOTAL	VOTE %	
Melanie Barrios Jones	166	43.34%	<div><div></div></div>
Ange Yao	42	10.97%	<div><div></div></div>
Renee Sample	175	45.69%	<div><div></div></div>
Total Votes Cast	383	100.00%	<div><div></div></div>
Overvotes	0		
Undervotes	95		
Contest Totals	478		

### Trustee, Place 3 – Frisco ISD

Vote For 1

	TOTAL	VOTE %	
Stuart Shulman	180	46.04%	<div><div></div></div>
Stephanie Elad	211	53.96%	<div><div></div></div>
Total Votes Cast	391	100.00%	<div><div></div></div>
Overvotes	0		
Undervotes	87		
Contest Totals	478		



PCT 170

Statistics	TOTAL
Registered Voters - Total	1,852
Ballots Cast - Total	215
Voter Turnout - Total	11.61%

Trustee, Place 4 - Collin Co. Comm. College Dist.  
Vote For 1

	TOTAL	VOTE %
Tamara Thomas	64	38.55%
Staci L. Weaver	102	61.45%
Total Votes Cast	166	100.00%
Overvotes	0	
Undervotes	49	
Contest Totals	215	

Trustee, Place 5 - Collin Co. Comm. College Dist.  
Vote For 1

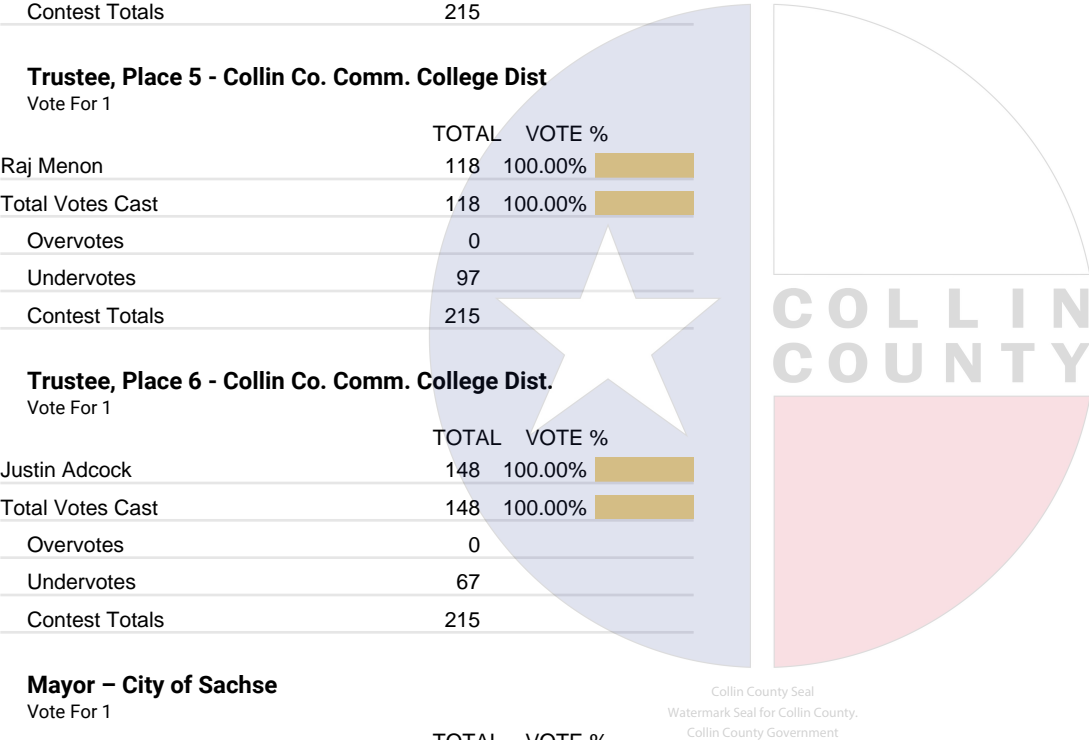
	TOTAL	VOTE %
Raj Menon	118	100.00%
Total Votes Cast	118	100.00%
Overvotes	0	
Undervotes	97	
Contest Totals	215	

Trustee, Place 6 - Collin Co. Comm. College Dist.  
Vote For 1

	TOTAL	VOTE %
Justin Adcock	148	100.00%
Total Votes Cast	148	100.00%
Overvotes	0	
Undervotes	67	
Contest Totals	215	

Mayor – City of Sachse  
Vote For 1

	TOTAL	VOTE %
Jeff Bickerstaff	146	71.57%
Matthew D. Holboke	58	28.43%
Total Votes Cast	204	100.00%
Overvotes	0	
Undervotes	11	
Contest Totals	215	



PCT 170

Council Member, Place 5 – City of Sachse

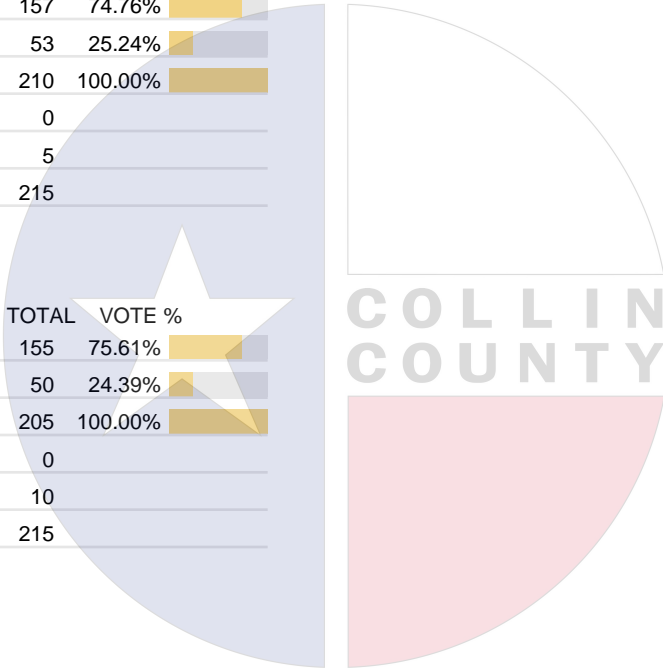
	TOTAL	VOTE %	
Lindsay Buhler	165	79.71%	<div><div></div></div>
Rafay Sheikh	42	20.29%	<div><div></div></div>
Total Votes Cast	207	100.00%	<div><div></div></div>
Overvotes	0		
Undervotes	8		
Contest Totals	215		

Council Member, Place 6 – City of Sachse

	TOTAL	VOTE %	
Matt Prestenberg	157	74.76%	<div><div></div></div>
Gurvinder Singh	53	25.24%	<div><div></div></div>
Total Votes Cast	210	100.00%	<div><div></div></div>
Overvotes	0		
Undervotes	5		
Contest Totals	215		

Proposition A – City of Sachse

	TOTAL	VOTE %	
For	155	75.61%	<div><div></div></div>
Against	50	24.39%	<div><div></div></div>
Total Votes Cast	205	100.00%	<div><div></div></div>
Overvotes	0		
Undervotes	10		
Contest Totals	215		



Collin County Seal  
Watermark Seal for Collin County.  
Collin County Government

PCT 171

Statistics	TOTAL
Registered Voters - Total	2,912
Ballots Cast - Total	85
Voter Turnout - Total	2.92%

Trustee, Place 4 - Collin Co. Comm. College Dist.  
Vote For 1

	TOTAL	VOTE %
Tamara Thomas	42	53.85%
Staci L. Weaver	36	46.15%
Total Votes Cast	78	100.00%
Overvotes	0	
Undervotes	7	
Contest Totals	85	

Trustee, Place 5 - Collin Co. Comm. College Dist  
Vote For 1

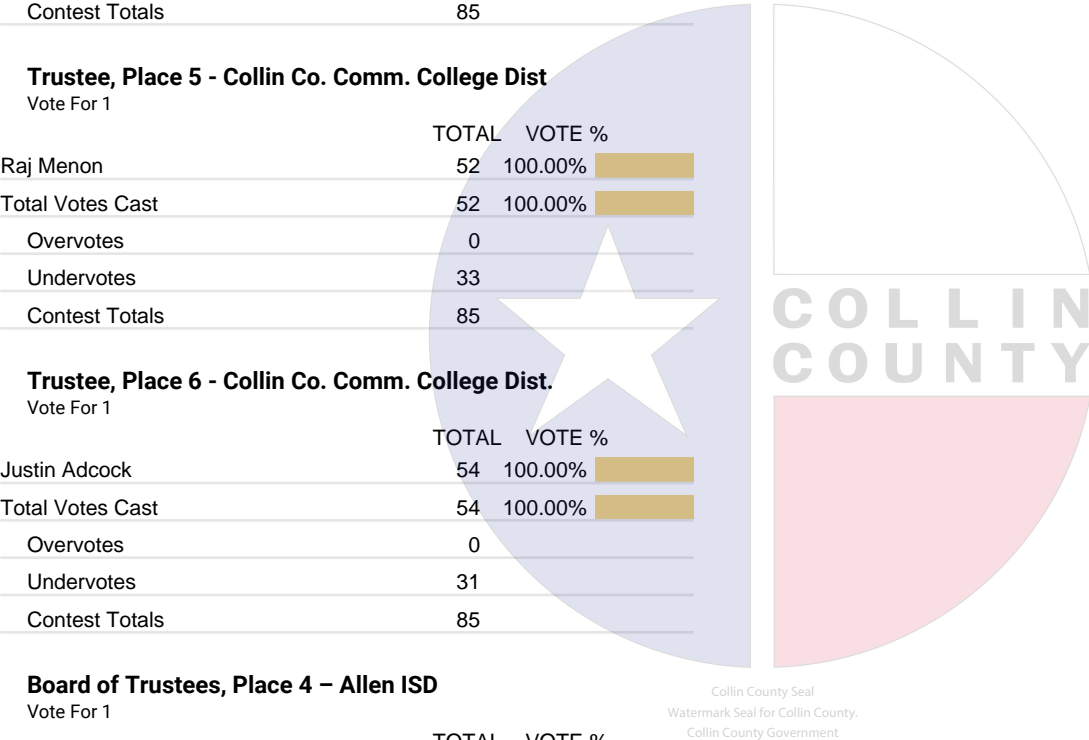
	TOTAL	VOTE %
Raj Menon	52	100.00%
Total Votes Cast	52	100.00%
Overvotes	0	
Undervotes	33	
Contest Totals	85	

Trustee, Place 6 - Collin Co. Comm. College Dist.  
Vote For 1

	TOTAL	VOTE %
Justin Adcock	54	100.00%
Total Votes Cast	54	100.00%
Overvotes	0	
Undervotes	31	
Contest Totals	85	

Board of Trustees, Place 4 – Allen ISD  
Vote For 1


	TOTAL	VOTE %
Rosalind Lewis	31	37.35%
Becca Kinnear	52	62.65%
Total Votes Cast	83	100.00%
Overvotes	0	
Undervotes	2	
Contest Totals	85	



PCT 171

Board of Trustees, Place 5 – Allen ISD  
Vote For 1

	TOTAL	VOTE %	
Kit McKee	27	33.33%	<div><div></div></div>
Amanda Campbell	54	66.67%	<div><div></div></div>
Total Votes Cast	81	100.00%	<div><div></div></div>
Overvotes	0		
Undervotes	4		
Contest Totals	85		



Collin County Seal  
Watermark Seal for Collin County.  
Collin County Government

PCT 172

Statistics	TOTAL
Registered Voters - Total	3,152
Ballots Cast - Total	171
Voter Turnout - Total	5.43%

Trustee, Place 4 - Collin Co. Comm. College Dist.  
Vote For 1

	TOTAL	VOTE %
Tamara Thomas	45	32.37%
Staci L. Weaver	94	67.63%
Total Votes Cast	139	100.00%
Overvotes	0	
Undervotes	32	
Contest Totals	171	

Trustee, Place 5 - Collin Co. Comm. College Dist.  
Vote For 1

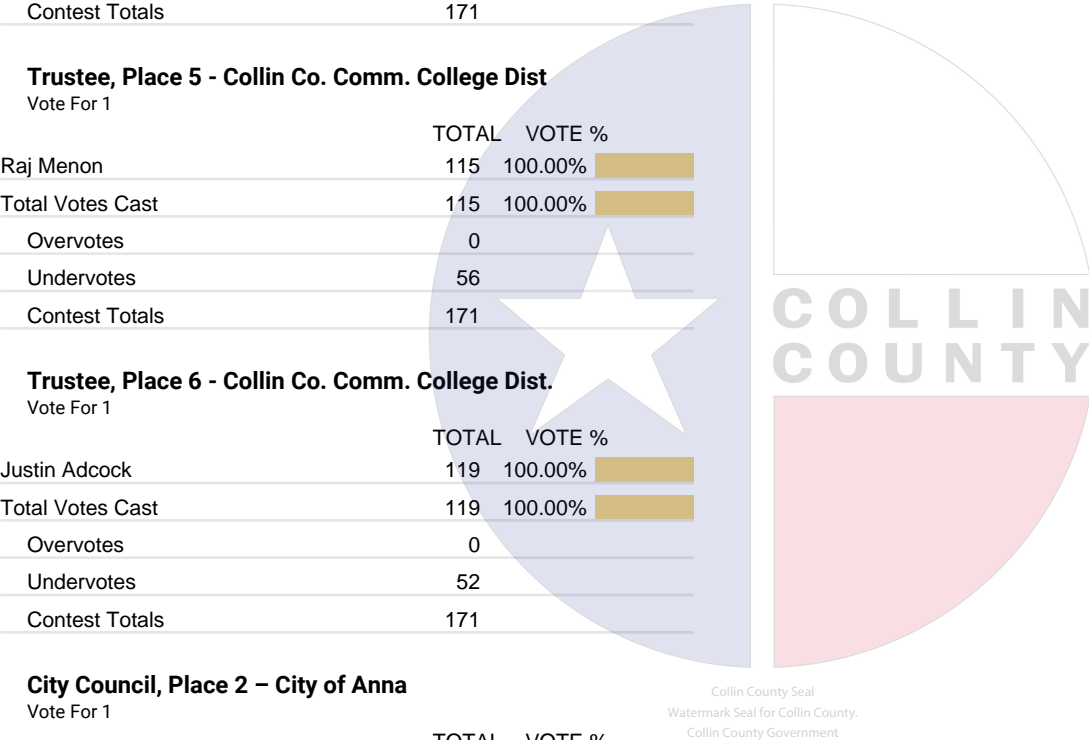
	TOTAL	VOTE %
Raj Menon	115	100.00%
Total Votes Cast	115	100.00%
Overvotes	0	
Undervotes	56	
Contest Totals	171	

Trustee, Place 6 - Collin Co. Comm. College Dist.  
Vote For 1

	TOTAL	VOTE %
Justin Adcock	119	100.00%
Total Votes Cast	119	100.00%
Overvotes	0	
Undervotes	52	
Contest Totals	171	

City Council, Place 2 – City of Anna  
Vote For 1

	TOTAL	VOTE %
Allison Inesta	44	27.67%
Nichole Hunt	47	29.56%
Hugh F. Heath	17	10.69%
Nathan Bryan	51	32.08%
Total Votes Cast	159	100.00%
Overvotes	0	
Undervotes	1	
Contest Totals	160	



## PCT 172

### City Council, Place 4 – City of Anna

Vote For 1

	TOTAL	VOTE %	
Lee Miller	47	29.56%	<div><div></div></div>
Kelly Herndon	112	70.44%	<div><div></div></div>
Total Votes Cast	159	100.00%	<div><div></div></div>
Overvotes	0		
Undervotes	1		
Contest Totals	160		

### City Council, Place 6 – City of Anna

Vote For 1

	TOTAL	VOTE %	
Randy Atchley	39	24.68%	<div><div></div></div>
Manny Singh	119	75.32%	<div><div></div></div>
Total Votes Cast	158	100.00%	<div><div></div></div>
Overvotes	0		
Undervotes	2		
Contest Totals	160		

### Board of Trustees, Place 1 – Anna ISD

Vote For 1

	TOTAL	VOTE %	
Tiffany Terry	124	100.00%	<div><div></div></div>
Total Votes Cast	124	100.00%	<div><div></div></div>
Overvotes	0		
Undervotes	47		
Contest Totals	171		

### Board of Trustees, Place 3 – Anna ISD

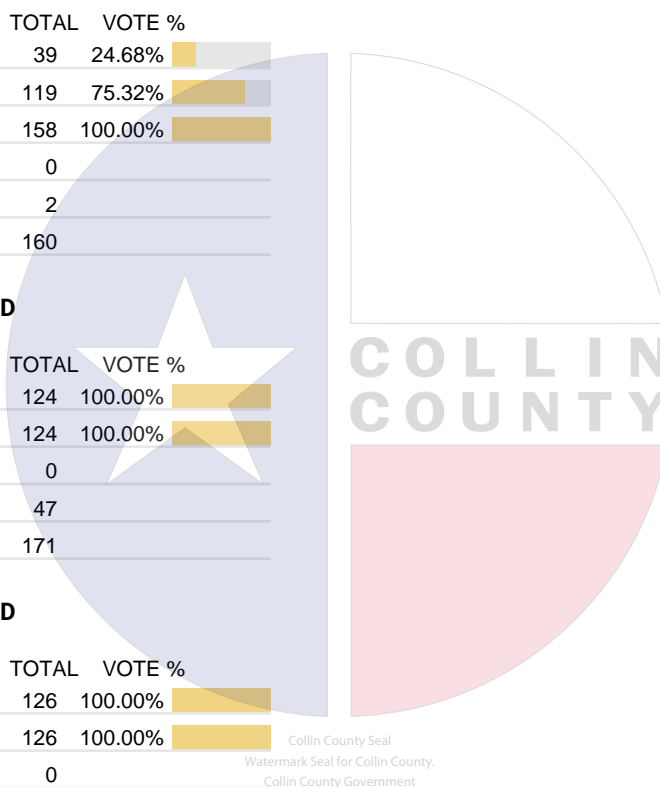
Vote For 1

	TOTAL	VOTE %	
Jose Vargas	126	100.00%	<div><div></div></div>
Total Votes Cast	126	100.00%	<div><div></div></div>
Overvotes	0		
Undervotes	45		
Contest Totals	171		

### Board of Trustees, Place 4 – Anna ISD

Vote For 1

	TOTAL	VOTE %	
Kavanski Morrison	22	14.67%	<div><div></div></div>
Cody Bridwell	79	52.67%	<div><div></div></div>
Eliana Mellet	12	8.00%	<div><div></div></div>
Carrie Butler	37	24.67%	<div><div></div></div>
Total Votes Cast	150	100.00%	<div><div></div></div>
Overvotes	0		
Undervotes	21		
Contest Totals	171		





PCT 173

Statistics	TOTAL
Registered Voters - Total	613
Ballots Cast - Total	197
Voter Turnout - Total	32.14%

Trustee, Place 4 - Collin Co. Comm. College Dist.  
Vote For 1

	TOTAL	VOTE %
Tamara Thomas	40	26.49%
Staci L. Weaver	111	73.51%
Total Votes Cast	151	100.00%
Overvotes	0	
Undervotes	46	
Contest Totals	197	

Trustee, Place 5 - Collin Co. Comm. College Dist.  
Vote For 1

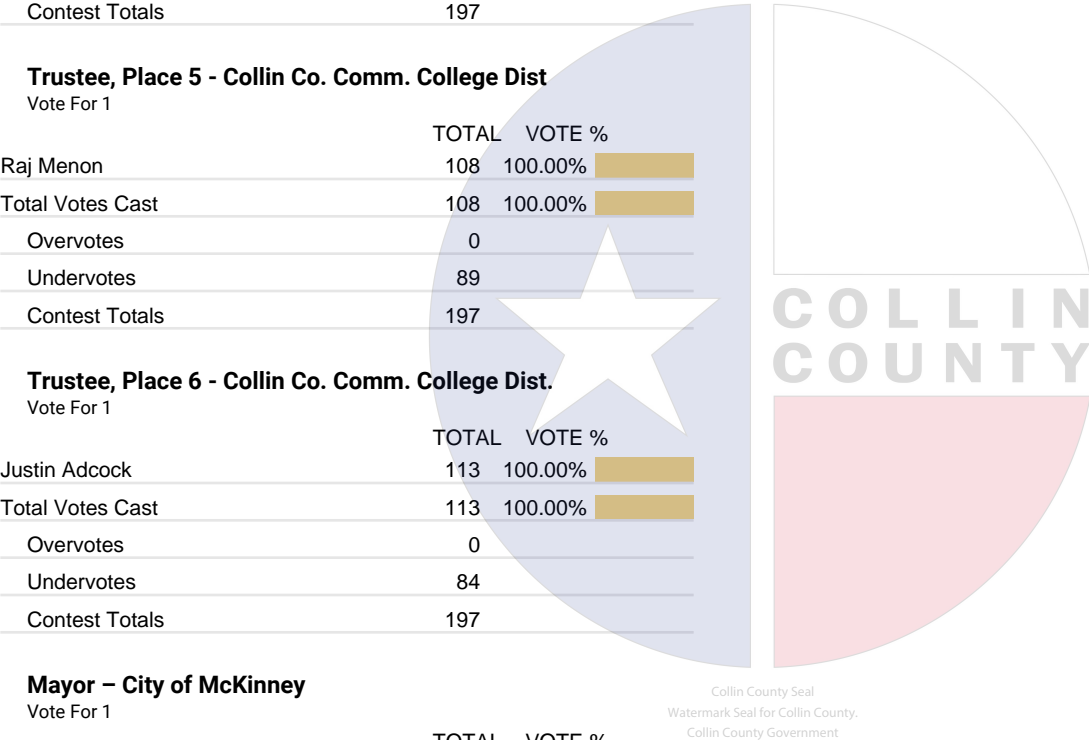
	TOTAL	VOTE %
Raj Menon	108	100.00%
Total Votes Cast	108	100.00%
Overvotes	0	
Undervotes	89	
Contest Totals	197	

Trustee, Place 6 - Collin Co. Comm. College Dist.  
Vote For 1

	TOTAL	VOTE %
Justin Adcock	113	100.00%
Total Votes Cast	113	100.00%
Overvotes	0	
Undervotes	84	
Contest Totals	197	

Mayor – City of McKinney  
Vote For 1

	TOTAL	VOTE %
Matt “Doc” Rostami	5	2.55%
Taylor Willingham	1	0.51%
Bill Cox	89	45.41%
Scott Sanford	101	51.53%
Total Votes Cast	196	100.00%
Overvotes	0	
Undervotes	1	
Contest Totals	197	



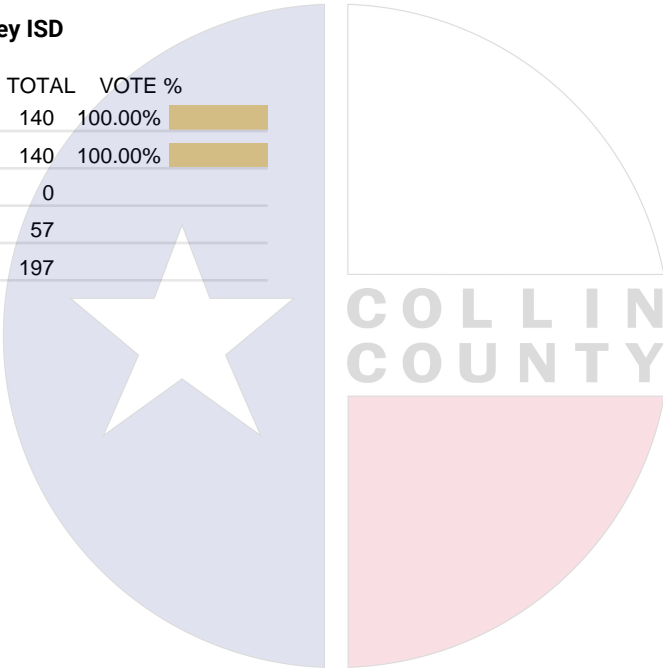
PCT 173

Council Member, At-Large No. 1 – City of McKinney

	TOTAL	VOTE %	
Brian J. Magnuson	31	17.71%	<div><div></div></div>
Derrick Tarver	20	11.43%	<div><div></div></div>
Ernest Lynch	71	40.57%	<div><div></div></div>
Taha Ansari	17	9.71%	<div><div></div></div>
Jim Garrison	36	20.57%	<div><div></div></div>
Total Votes Cast	175	100.00%	<div><div></div></div>
Overvotes	0		
Undervotes	22		
Contest Totals	197		

Board of Trustees, Place 7 – McKinney ISD

	TOTAL	VOTE %	
Harvey Oaxaca	140	100.00%	<div><div></div></div>
Total Votes Cast	140	100.00%	<div><div></div></div>
Overvotes	0		
Undervotes	57		
Contest Totals	197		



Collin County Seal  
Watermark Seal for Collin County.  
Collin County Government

PCT 174

Statistics	TOTAL
Registered Voters - Total	4,506
Ballots Cast - Total	259
Voter Turnout - Total	5.75%

Trustee, Place 4 - Collin Co. Comm. College Dist.  
Vote For 1

	TOTAL	VOTE %
Tamara Thomas	63	28.90%
Staci L. Weaver	155	71.10%
Total Votes Cast	218	100.00%
Overvotes	0	
Undervotes	41	
Contest Totals	259	

Trustee, Place 5 - Collin Co. Comm. College Dist.  
Vote For 1

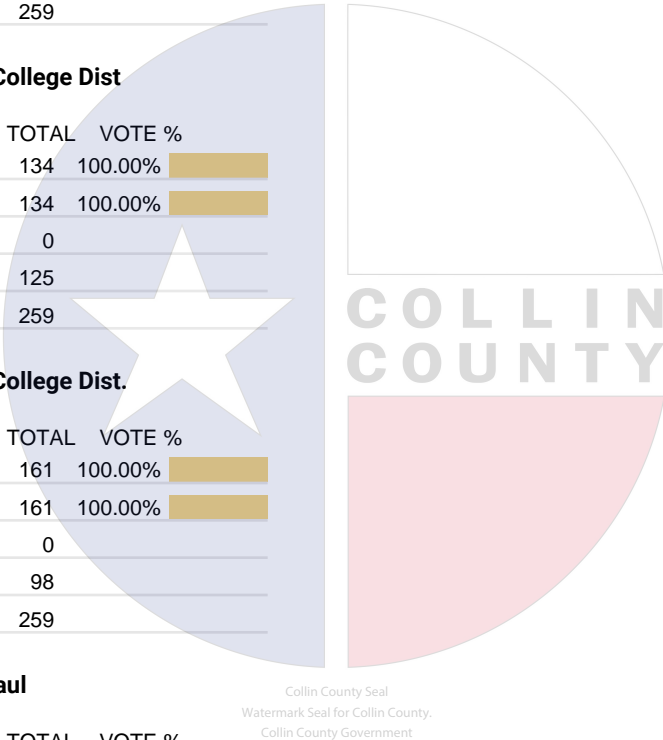
	TOTAL	VOTE %
Raj Menon	134	100.00%
Total Votes Cast	134	100.00%
Overvotes	0	
Undervotes	125	
Contest Totals	259	

Trustee, Place 6 - Collin Co. Comm. College Dist.  
Vote For 1

	TOTAL	VOTE %
Justin Adcock	161	100.00%
Total Votes Cast	161	100.00%
Overvotes	0	
Undervotes	98	
Contest Totals	259	

City Council, Place 1 – Town of St. Paul  
Vote For 1

	TOTAL	VOTE %
Larry Nail	0	
Jason Sobotka	0	
Total Votes Cast	0	
Overvotes	0	
Undervotes	0	
Contest Totals	0	



PCT 174

City Council, Place 2 – Town of St. Paul

	TOTAL	VOTE %
David S. Dryden	0	
David Thomas Gensler	0	
Total Votes Cast	0	
Overvotes	0	
Undervotes	0	
Contest Totals	0	

City Council, Place 4 – Town of St. Paul

	TOTAL	VOTE %
JT Trevino	0	
Total Votes Cast	0	
Overvotes	0	
Undervotes	0	
Contest Totals	0	

Council Member, Place 1 – City of Wylie

	TOTAL	VOTE %
David R. Duke	159	100.00%
Total Votes Cast	159	100.00%
Overvotes	0	
Undervotes	98	
Contest Totals	257	

Council Member, Place 3 – City of Wylie

	TOTAL	VOTE %
Hamza Fraz	71	28.51%
Todd J. Pickens	178	71.49%
Total Votes Cast	249	100.00%
Overvotes	0	
Undervotes	8	
Contest Totals	257	

Proposition A – City of Wylie

	TOTAL	VOTE %
FOR THE MEASURE	99	41.42%
AGAINST THE MEASURE	140	58.58%
Total Votes Cast	239	100.00%
Overvotes	0	
Undervotes	18	
Contest Totals	257	

## PCT 174

### Proposition B – City of Wylie

Vote For 1

	TOTAL	VOTE %	
FOR THE MEASURE	183	79.57%	<div><div></div></div>
AGAINST THE MEASURE	47	20.43%	<div><div></div></div>
Total Votes Cast	230	100.00%	<div><div></div></div>
Overvotes	0		
Undervotes	27		
Contest Totals	257		

### Proposition C – City of Wylie

Vote For 1

	TOTAL	VOTE %	
FOR THE MEASURE	201	85.90%	<div><div></div></div>
AGAINST THE MEASURE	33	14.10%	<div><div></div></div>
Total Votes Cast	234	100.00%	<div><div></div></div>
Overvotes	0		
Undervotes	23		
Contest Totals	257		

### Proposition D – City of Wylie

Vote For 1

	TOTAL	VOTE %	
FOR THE MEASURE	213	91.81%	<div><div></div></div>
AGAINST THE MEASURE	19	8.19%	<div><div></div></div>
Total Votes Cast	232	100.00%	<div><div></div></div>
Overvotes	0		
Undervotes	25		
Contest Totals	257		

### Proposition E – City of Wylie

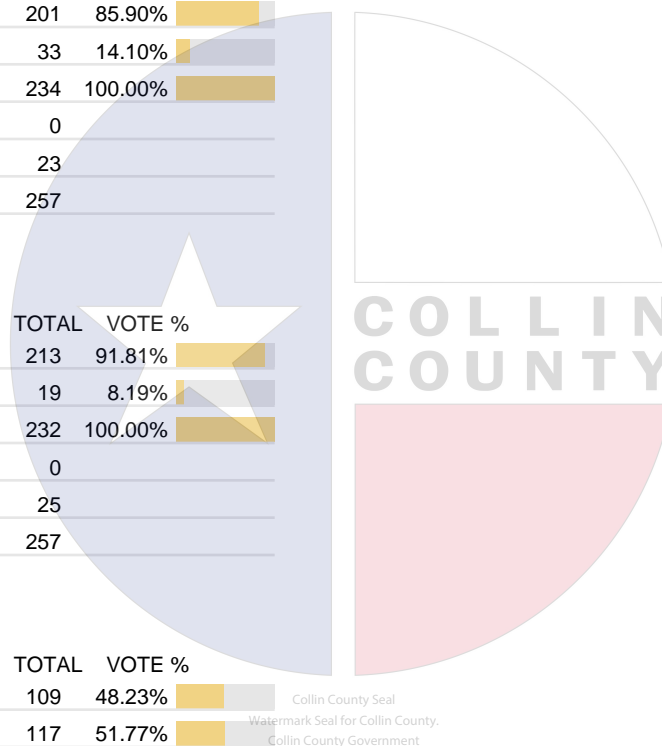
Vote For 1

	TOTAL	VOTE %	
FOR THE MEASURE	109	48.23%	<div><div></div></div>
AGAINST THE MEASURE	117	51.77%	<div><div></div></div>
Total Votes Cast	226	100.00%	<div><div></div></div>
Overvotes	0		
Undervotes	31		
Contest Totals	257		

### Proposition F – City of Wylie

Vote For 1

	TOTAL	VOTE %	
FOR THE MEASURE	155	68.58%	<div><div></div></div>
AGAINST THE MEASURE	71	31.42%	<div><div></div></div>
Total Votes Cast	226	100.00%	<div><div></div></div>
Overvotes	0		
Undervotes	31		
Contest Totals	257		



## PCT 174

### Proposition G – City of Wylie

Vote For 1

	TOTAL	VOTE %	
FOR THE MEASURE	86	37.23%	<div><div></div><div></div></div>
AGAINST THE MEASURE	145	62.77%	<div><div></div><div></div></div>
Total Votes Cast	231	100.00%	<div><div></div><div></div></div>
Overvotes	0		
Undervotes	26		
Contest Totals	257		

### Proposition H – City of Wylie

Vote For 1

	TOTAL	VOTE %	
FOR THE MEASURE	58	25.44%	<div><div></div><div></div></div>
AGAINST THE MEASURE	170	74.56%	<div><div></div><div></div></div>
Total Votes Cast	228	100.00%	<div><div></div><div></div></div>
Overvotes	0		
Undervotes	29		
Contest Totals	257		

### Proposition I – City of Wylie

Vote For 1

	TOTAL	VOTE %	
FOR THE MEASURE	125	57.34%	<div><div></div><div></div></div>
AGAINST THE MEASURE	93	42.66%	<div><div></div><div></div></div>
Total Votes Cast	218	100.00%	<div><div></div><div></div></div>
Overvotes	0		
Undervotes	39		
Contest Totals	257		

### Proposition J – City of Wylie

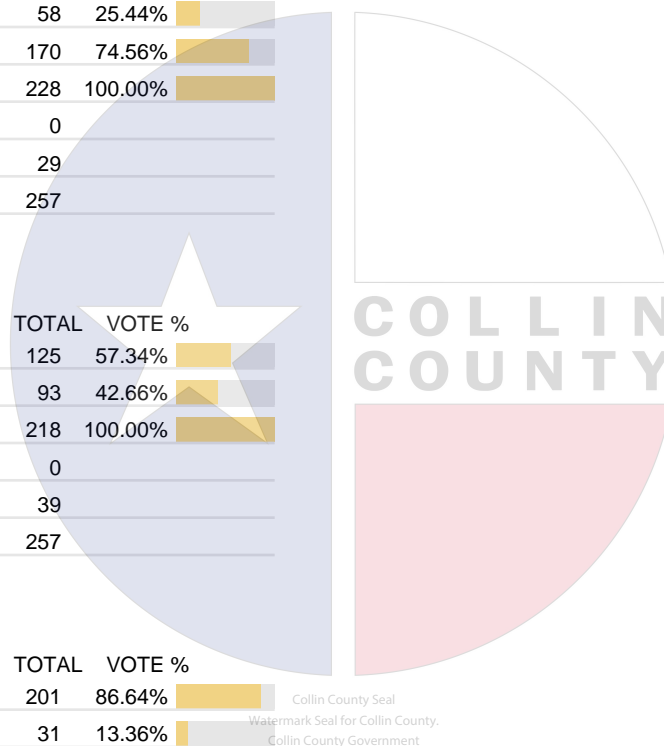
Vote For 1

	TOTAL	VOTE %	
FOR THE MEASURE	201	86.64%	<div><div></div><div></div></div>
AGAINST THE MEASURE	31	13.36%	<div><div></div><div></div></div>
Total Votes Cast	232	100.00%	<div><div></div><div></div></div>
Overvotes	0		
Undervotes	25		
Contest Totals	257		

### Proposition K – City of Wylie

Vote For 1

	TOTAL	VOTE %	
FOR THE MEASURE	126	55.51%	<div><div></div><div></div></div>
AGAINST THE MEASURE	101	44.49%	<div><div></div><div></div></div>
Total Votes Cast	227	100.00%	<div><div></div><div></div></div>
Overvotes	0		
Undervotes	30		
Contest Totals	257		



## PCT 174

### Proposition L – City of Wylie

Vote For 1

	TOTAL	VOTE %	
FOR THE MEASURE	187	82.74%	<div><div></div></div>
AGAINST THE MEASURE	39	17.26%	<div><div></div></div>
Total Votes Cast	226	100.00%	<div><div></div></div>
Overvotes	0		
Undervotes	31		
Contest Totals	257		

### Proposition M – City of Wylie

Vote For 1

	TOTAL	VOTE %	
FOR THE MEASURE	110	47.01%	<div><div></div></div>
AGAINST THE MEASURE	124	52.99%	<div><div></div></div>
Total Votes Cast	234	100.00%	<div><div></div></div>
Overvotes	0		
Undervotes	23		
Contest Totals	257		

### Proposition N – City of Wylie

Vote For 1

	TOTAL	VOTE %	
FOR THE MEASURE	71	33.49%	<div><div></div></div>
AGAINST THE MEASURE	141	66.51%	<div><div></div></div>
Total Votes Cast	212	100.00%	<div><div></div></div>
Overvotes	0		
Undervotes	45		
Contest Totals	257		

### Proposition O – City of Wylie

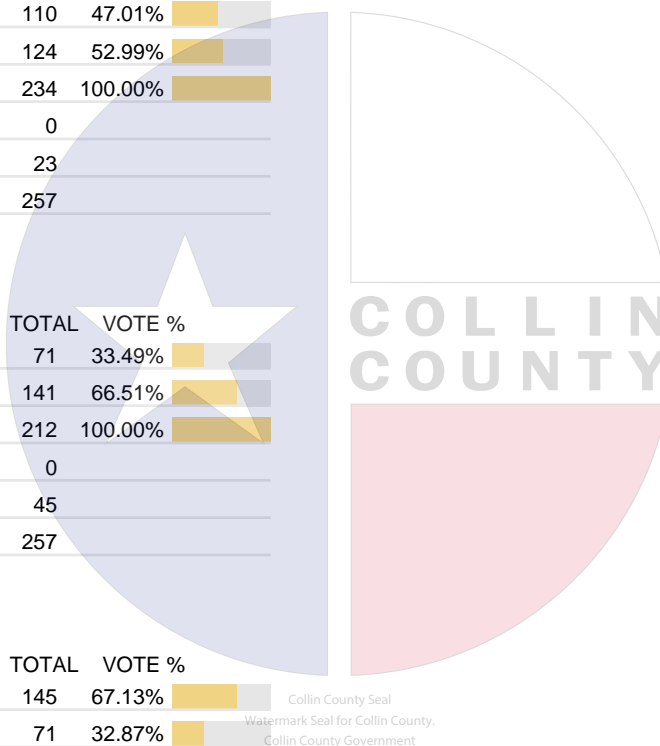
Vote For 1

	TOTAL	VOTE %	
FOR THE MEASURE	145	67.13%	<div><div></div></div>
AGAINST THE MEASURE	71	32.87%	<div><div></div></div>
Total Votes Cast	216	100.00%	<div><div></div></div>
Overvotes	0		
Undervotes	41		
Contest Totals	257		

### Proposition P – City of Wylie

Vote For 1

	TOTAL	VOTE %	
FOR THE MEASURE	145	65.61%	<div><div></div></div>
AGAINST THE MEASURE	76	34.39%	<div><div></div></div>
Total Votes Cast	221	100.00%	<div><div></div></div>
Overvotes	0		
Undervotes	36		
Contest Totals	257		



## PCT 174

### Proposition Q – City of Wylie

Vote For 1

	TOTAL	VOTE %	
FOR THE MEASURE	199	88.84%	<div><div></div></div>
AGAINST THE MEASURE	25	11.16%	<div><div></div></div>
Total Votes Cast	224	100.00%	<div><div></div></div>
Overvotes	0		
Undervotes	33		
Contest Totals	257		

### Proposition R – City of Wylie

Vote For 1

	TOTAL	VOTE %	
FOR THE MEASURE	122	54.46%	<div><div></div></div>
AGAINST THE MEASURE	102	45.54%	<div><div></div></div>
Total Votes Cast	224	100.00%	<div><div></div></div>
Overvotes	0		
Undervotes	33		
Contest Totals	257		

### Proposition S – City of Wylie

Vote For 1

	TOTAL	VOTE %	
FOR THE MEASURE	154	71.63%	<div><div></div></div>
AGAINST THE MEASURE	61	28.37%	<div><div></div></div>
Total Votes Cast	215	100.00%	<div><div></div></div>
Overvotes	0		
Undervotes	42		
Contest Totals	257		

### Proposition T – City of Wylie

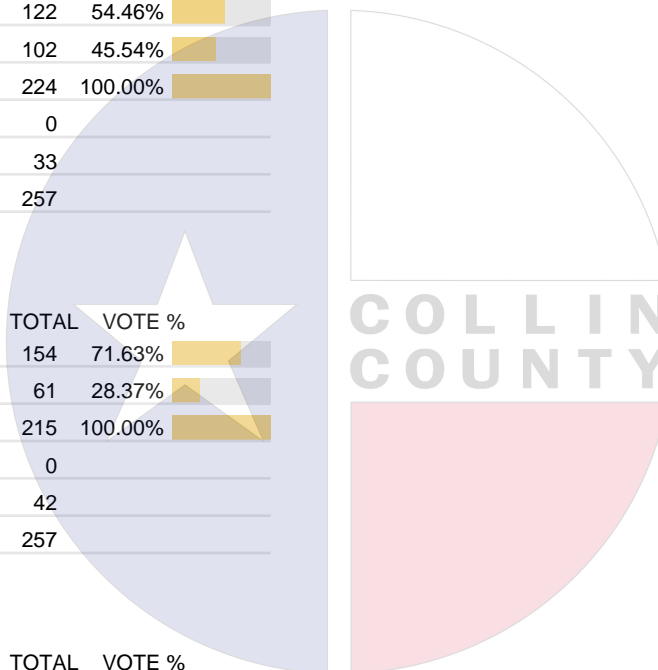
Vote For 1

	TOTAL	VOTE %	
FOR THE MEASURE	45	20.45%	<div><div></div></div>
AGAINST THE MEASURE	175	79.55%	<div><div></div></div>
Total Votes Cast	220	100.00%	<div><div></div></div>
Overvotes	0		
Undervotes	37		
Contest Totals	257		

### Proposition U – City of Wylie

Vote For 1

	TOTAL	VOTE %	
FOR THE MEASURE	171	78.44%	<div><div></div></div>
AGAINST THE MEASURE	47	21.56%	<div><div></div></div>
Total Votes Cast	218	100.00%	<div><div></div></div>
Overvotes	0		
Undervotes	39		
Contest Totals	257		



Collin County Seal  
Watermark Seal for Collin County,  
Collin County Government



PCT 174

Proposition V – City of Wylie  
Vote For 1

	TOTAL	VOTE %	
FOR THE MEASURE	118	51.98%	<div><div></div></div>
AGAINST THE MEASURE	109	48.02%	<div><div></div></div>
Total Votes Cast	227	100.00%	<div><div></div></div>
Overvotes	0		
Undervotes	30		
Contest Totals	257		

Proposition W – City of Wylie  
Vote For 1

	TOTAL	VOTE %	
FOR THE MEASURE	166	72.81%	<div><div></div></div>
AGAINST THE MEASURE	62	27.19%	<div><div></div></div>
Total Votes Cast	228	100.00%	<div><div></div></div>
Overvotes	0		
Undervotes	29		
Contest Totals	257		

Proposition X – City of Wylie  
Vote For 1

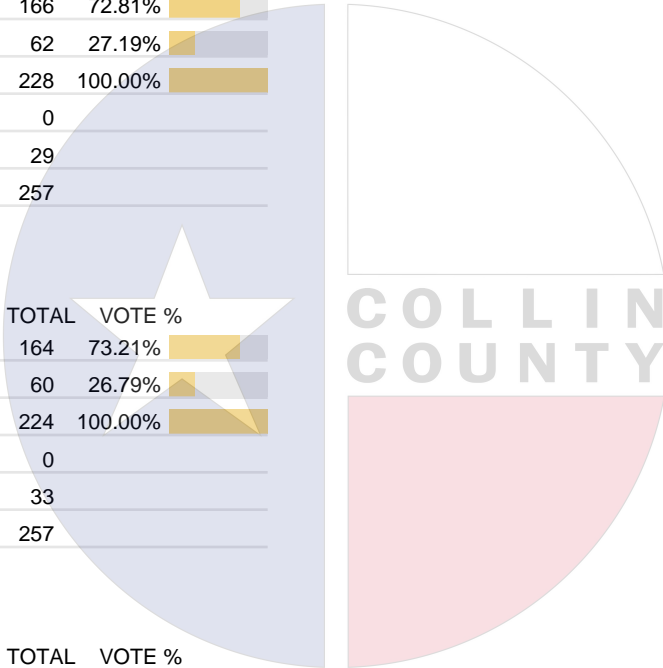
	TOTAL	VOTE %	
FOR THE MEASURE	164	73.21%	<div><div></div></div>
AGAINST THE MEASURE	60	26.79%	<div><div></div></div>
Total Votes Cast	224	100.00%	<div><div></div></div>
Overvotes	0		
Undervotes	33		
Contest Totals	257		

Proposition Y – City of Wylie  
Vote For 1

	TOTAL	VOTE %	
FOR THE MEASURE	158	73.49%	<div><div></div></div>
AGAINST THE MEASURE	57	26.51%	<div><div></div></div>
Total Votes Cast	215	100.00%	<div><div></div></div>
Overvotes	0		
Undervotes	42		
Contest Totals	257		

Proposition Z – City of Wylie  
Vote For 1

	TOTAL	VOTE %	
FOR THE MEASURE	64	28.32%	<div><div></div></div>
AGAINST THE MEASURE	162	71.68%	<div><div></div></div>
Total Votes Cast	226	100.00%	<div><div></div></div>
Overvotes	0		
Undervotes	31		
Contest Totals	257		



PCT 175

Statistics	TOTAL
Registered Voters - Total	2,045
Ballots Cast - Total	246
Voter Turnout - Total	12.03%

Trustee, Place 4 - Collin Co. Comm. College Dist.  
Vote For 1

	TOTAL	VOTE %
Tamara Thomas	69	35.94%
Staci L. Weaver	123	64.06%
Total Votes Cast	192	100.00%
Overvotes	0	
Undervotes	54	
Contest Totals	246	

Trustee, Place 5 - Collin Co. Comm. College Dist.  
Vote For 1

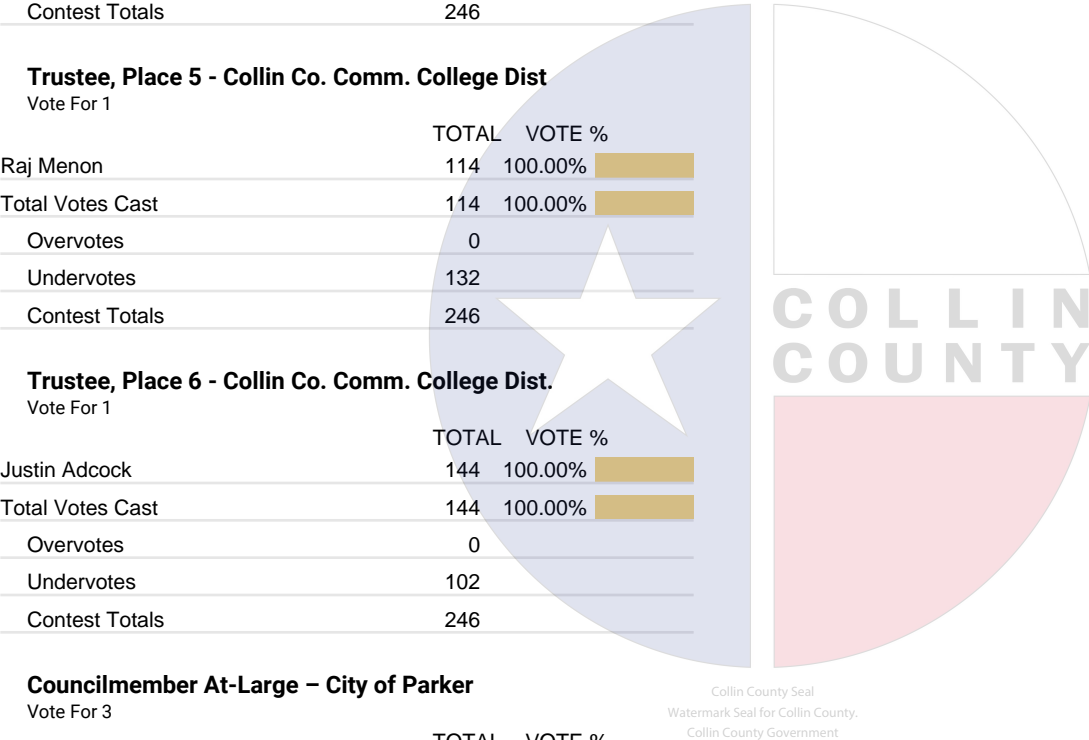
	TOTAL	VOTE %
Raj Menon	114	100.00%
Total Votes Cast	114	100.00%
Overvotes	0	
Undervotes	132	
Contest Totals	246	

Trustee, Place 6 - Collin Co. Comm. College Dist.  
Vote For 1

	TOTAL	VOTE %
Justin Adcock	144	100.00%
Total Votes Cast	144	100.00%
Overvotes	0	
Undervotes	102	
Contest Totals	246	

Councilmember At-Large – City of Parker  
Vote For 3

	TOTAL	VOTE %
Colleen Halbert	37	19.27%
Darrel Sharpe	39	20.31%
Joe Cordina	21	10.94%
Amanda Noe	30	15.62%
Todd Fecht	27	14.06%
Roxanne Bogdan	38	19.79%
Total Votes Cast	192	100.00%
Overvotes	0	
Undervotes	12	
Contest Totals	204	



PCT 175

Council Member, Place 1 – City of Wylie

	TOTAL	VOTE %	
David R. Duke	118	100.00%	<div><div></div></div>
Total Votes Cast	118	100.00%	<div><div></div></div>
Overvotes	0		
Undervotes	59		
Contest Totals	177		

Council Member, Place 3 – City of Wylie

	TOTAL	VOTE %	
Hamza Fraz	41	23.56%	<div><div></div></div>
Todd J. Pickens	133	76.44%	<div><div></div></div>
Total Votes Cast	174	100.00%	<div><div></div></div>
Overvotes	0		
Undervotes	3		
Contest Totals	177		

Proposition A – City of Wylie

	TOTAL	VOTE %	
FOR THE MEASURE	69	43.40%	<div><div></div></div>
AGAINST THE MEASURE	90	56.60%	<div><div></div></div>
Total Votes Cast	159	100.00%	<div><div></div></div>
Overvotes	0		
Undervotes	18		
Contest Totals	177		

Proposition B – City of Wylie

	TOTAL	VOTE %	
FOR THE MEASURE	124	81.58%	<div><div></div></div>
AGAINST THE MEASURE	28	18.42%	<div><div></div></div>
Total Votes Cast	152	100.00%	<div><div></div></div>
Overvotes	0		
Undervotes	25		
Contest Totals	177		

Proposition C – City of Wylie

	TOTAL	VOTE %	
FOR THE MEASURE	145	92.95%	<div><div></div></div>
AGAINST THE MEASURE	11	7.05%	<div><div></div></div>
Total Votes Cast	156	100.00%	<div><div></div></div>
Overvotes	0		
Undervotes	21		
Contest Totals	177		

## PCT 175

### Proposition D – City of Wylie

Vote For 1

	TOTAL	VOTE %	
FOR THE MEASURE	137	88.96%	<div><div></div></div>
AGAINST THE MEASURE	17	11.04%	<div><div></div></div>
Total Votes Cast	154	100.00%	<div><div></div></div>
Overvotes	0		
Undervotes	23		
Contest Totals	177		

### Proposition E – City of Wylie

Vote For 1

	TOTAL	VOTE %	
FOR THE MEASURE	97	65.10%	<div><div></div></div>
AGAINST THE MEASURE	52	34.90%	<div><div></div></div>
Total Votes Cast	149	100.00%	<div><div></div></div>
Overvotes	0		
Undervotes	28		
Contest Totals	177		

### Proposition F – City of Wylie

Vote For 1

	TOTAL	VOTE %	
FOR THE MEASURE	120	75.47%	<div><div></div></div>
AGAINST THE MEASURE	39	24.53%	<div><div></div></div>
Total Votes Cast	159	100.00%	<div><div></div></div>
Overvotes	0		
Undervotes	18		
Contest Totals	177		

### Proposition G – City of Wylie

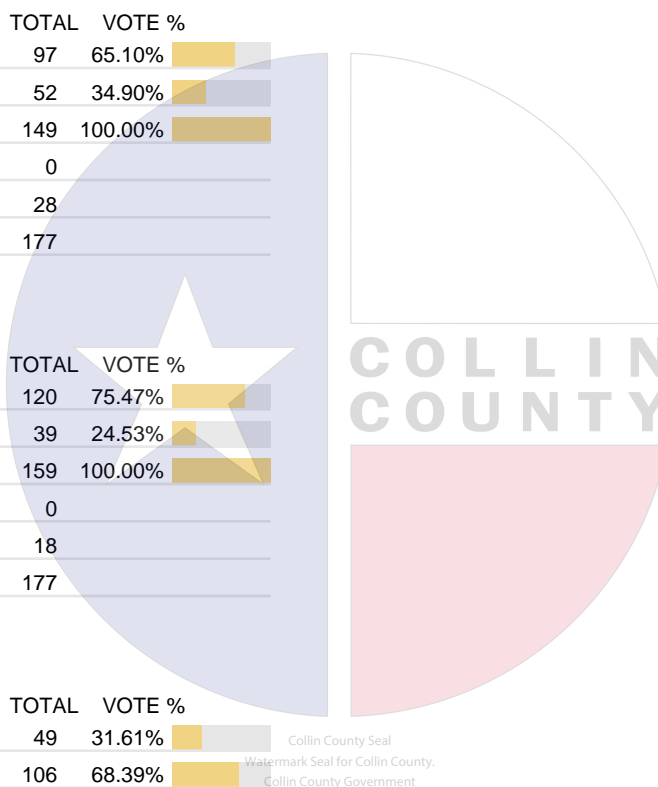
Vote For 1

	TOTAL	VOTE %	
FOR THE MEASURE	49	31.61%	<div><div></div></div>
AGAINST THE MEASURE	106	68.39%	<div><div></div></div>
Total Votes Cast	155	100.00%	<div><div></div></div>
Overvotes	0		
Undervotes	22		
Contest Totals	177		

### Proposition H – City of Wylie

Vote For 1

	TOTAL	VOTE %	
FOR THE MEASURE	46	30.26%	<div><div></div></div>
AGAINST THE MEASURE	106	69.74%	<div><div></div></div>
Total Votes Cast	152	100.00%	<div><div></div></div>
Overvotes	0		
Undervotes	25		
Contest Totals	177		



PCT 175

Proposition I – City of Wylie  
Vote For 1

	TOTAL	VOTE %	
FOR THE MEASURE	83	59.71%	<div><div></div></div>
AGAINST THE MEASURE	56	40.29%	<div><div></div></div>
Total Votes Cast	139	100.00%	<div><div></div></div>
Overvotes	0		
Undervotes	38		
Contest Totals	177		

Proposition J – City of Wylie  
Vote For 1

	TOTAL	VOTE %	
FOR THE MEASURE	136	90.67%	<div><div></div></div>
AGAINST THE MEASURE	14	9.33%	<div><div></div></div>
Total Votes Cast	150	100.00%	<div><div></div></div>
Overvotes	0		
Undervotes	27		
Contest Totals	177		

Proposition K – City of Wylie  
Vote For 1

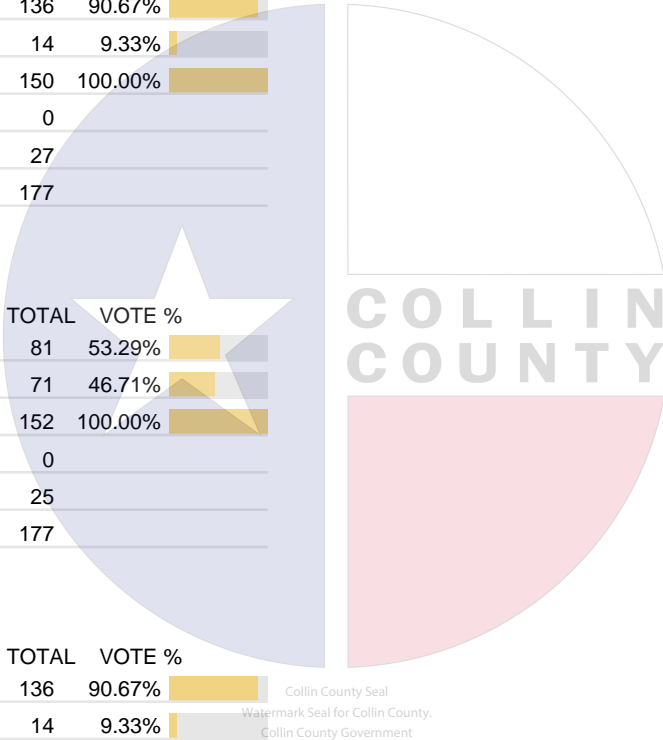
	TOTAL	VOTE %	
FOR THE MEASURE	81	53.29%	<div><div></div></div>
AGAINST THE MEASURE	71	46.71%	<div><div></div></div>
Total Votes Cast	152	100.00%	<div><div></div></div>
Overvotes	0		
Undervotes	25		
Contest Totals	177		

Proposition L – City of Wylie  
Vote For 1

	TOTAL	VOTE %	
FOR THE MEASURE	136	90.67%	<div><div></div></div>
AGAINST THE MEASURE	14	9.33%	<div><div></div></div>
Total Votes Cast	150	100.00%	<div><div></div></div>
Overvotes	0		
Undervotes	27		
Contest Totals	177		

Proposition M – City of Wylie  
Vote For 1

	TOTAL	VOTE %	
FOR THE MEASURE	84	55.63%	<div><div></div></div>
AGAINST THE MEASURE	67	44.37%	<div><div></div></div>
Total Votes Cast	151	100.00%	<div><div></div></div>
Overvotes	0		
Undervotes	26		
Contest Totals	177		



## PCT 175

### Proposition N – City of Wylie

Vote For 1

	TOTAL	VOTE %	
FOR THE MEASURE	56	40.29%	<div><div></div><div></div></div>
AGAINST THE MEASURE	83	59.71%	<div><div></div><div></div></div>
Total Votes Cast	139	100.00%	<div><div></div><div></div></div>
Overvotes	0		
Undervotes	38		
Contest Totals	177		

### Proposition O – City of Wylie

Vote For 1

	TOTAL	VOTE %	
FOR THE MEASURE	92	64.79%	<div><div></div><div></div></div>
AGAINST THE MEASURE	50	35.21%	<div><div></div><div></div></div>
Total Votes Cast	142	100.00%	<div><div></div><div></div></div>
Overvotes	0		
Undervotes	35		
Contest Totals	177		

### Proposition P – City of Wylie

Vote For 1

	TOTAL	VOTE %	
FOR THE MEASURE	94	65.73%	<div><div></div><div></div></div>
AGAINST THE MEASURE	49	34.27%	<div><div></div><div></div></div>
Total Votes Cast	143	100.00%	<div><div></div><div></div></div>
Overvotes	0		
Undervotes	34		
Contest Totals	177		

### Proposition Q – City of Wylie

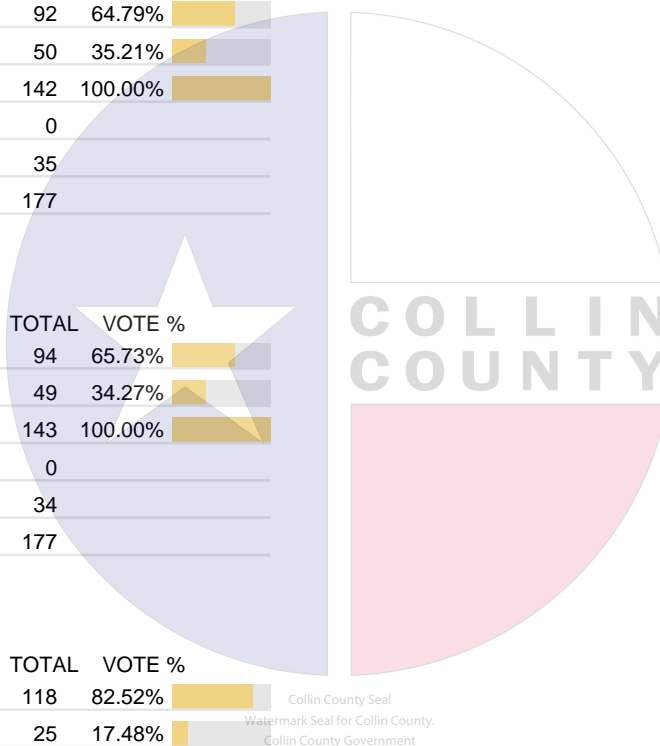
Vote For 1

	TOTAL	VOTE %	
FOR THE MEASURE	118	82.52%	<div><div></div><div></div></div>
AGAINST THE MEASURE	25	17.48%	<div><div></div><div></div></div>
Total Votes Cast	143	100.00%	<div><div></div><div></div></div>
Overvotes	0		
Undervotes	34		
Contest Totals	177		

### Proposition R – City of Wylie

Vote For 1

	TOTAL	VOTE %	
FOR THE MEASURE	89	60.14%	<div><div></div><div></div></div>
AGAINST THE MEASURE	59	39.86%	<div><div></div><div></div></div>
Total Votes Cast	148	100.00%	<div><div></div><div></div></div>
Overvotes	0		
Undervotes	29		
Contest Totals	177		



## PCT 175

### Proposition S – City of Wylie

Vote For 1

	TOTAL	VOTE %	
FOR THE MEASURE	99	69.72%	<div><div></div></div>
AGAINST THE MEASURE	43	30.28%	<div><div></div></div>
Total Votes Cast	142	100.00%	<div><div></div></div>
Overvotes	0		
Undervotes	35		
Contest Totals	177		

### Proposition T – City of Wylie

Vote For 1

	TOTAL	VOTE %	
FOR THE MEASURE	41	27.70%	<div><div></div></div>
AGAINST THE MEASURE	107	72.30%	<div><div></div></div>
Total Votes Cast	148	100.00%	<div><div></div></div>
Overvotes	0		
Undervotes	29		
Contest Totals	177		

### Proposition U – City of Wylie

Vote For 1

	TOTAL	VOTE %	
FOR THE MEASURE	110	74.83%	<div><div></div></div>
AGAINST THE MEASURE	37	25.17%	<div><div></div></div>
Total Votes Cast	147	100.00%	<div><div></div></div>
Overvotes	0		
Undervotes	30		
Contest Totals	177		

### Proposition V – City of Wylie

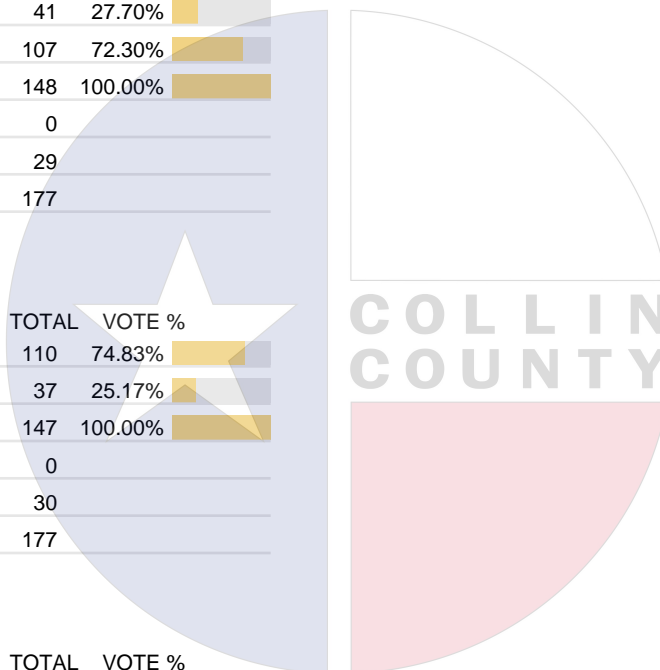
Vote For 1

	TOTAL	VOTE %	
FOR THE MEASURE	83	55.33%	<div><div></div></div>
AGAINST THE MEASURE	67	44.67%	<div><div></div></div>
Total Votes Cast	150	100.00%	<div><div></div></div>
Overvotes	0		
Undervotes	27		
Contest Totals	177		

### Proposition W – City of Wylie

Vote For 1

	TOTAL	VOTE %	
FOR THE MEASURE	115	76.16%	<div><div></div></div>
AGAINST THE MEASURE	36	23.84%	<div><div></div></div>
Total Votes Cast	151	100.00%	<div><div></div></div>
Overvotes	0		
Undervotes	26		
Contest Totals	177		



Collin County Seal  
Watermark Seal for Collin County,  
Collin County Government

PCT 175

Proposition X – City of Wylie  
Vote For 1

	TOTAL	VOTE %	
FOR THE MEASURE	111	74.50%	<div><div></div></div>
AGAINST THE MEASURE	38	25.50%	<div><div></div></div>
Total Votes Cast	149	100.00%	<div><div></div></div>
Overvotes	0		
Undervotes	28		
Contest Totals	177		

Proposition Y – City of Wylie  
Vote For 1

	TOTAL	VOTE %	
FOR THE MEASURE	107	75.89%	<div><div></div></div>
AGAINST THE MEASURE	34	24.11%	<div><div></div></div>
Total Votes Cast	141	100.00%	<div><div></div></div>
Overvotes	0		
Undervotes	36		
Contest Totals	177		

Proposition Z – City of Wylie  
Vote For 1

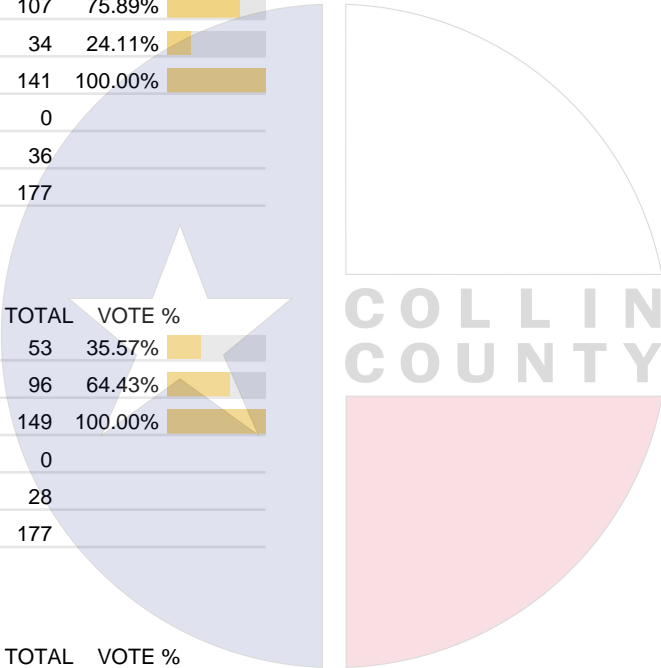
	TOTAL	VOTE %	
FOR THE MEASURE	53	35.57%	<div><div></div></div>
AGAINST THE MEASURE	96	64.43%	<div><div></div></div>
Total Votes Cast	149	100.00%	<div><div></div></div>
Overvotes	0		
Undervotes	28		
Contest Totals	177		

Trustee, Place 1 – Plano ISD  
Vote For 1

	TOTAL	VOTE %	
Lauren Tyra	57	100.00%	<div><div></div></div>
Total Votes Cast	57	100.00%	<div><div></div></div>
Overvotes	0		
Undervotes	57		
Contest Totals	114		

Trustee, Place 2 – Plano ISD  
Vote For 1

	TOTAL	VOTE %	
Sam Johnson	60	83.33%	<div><div></div></div>
Xiomar Pierre	12	16.67%	<div><div></div></div>
Total Votes Cast	72	100.00%	<div><div></div></div>
Overvotes	0		
Undervotes	42		
Contest Totals	114		





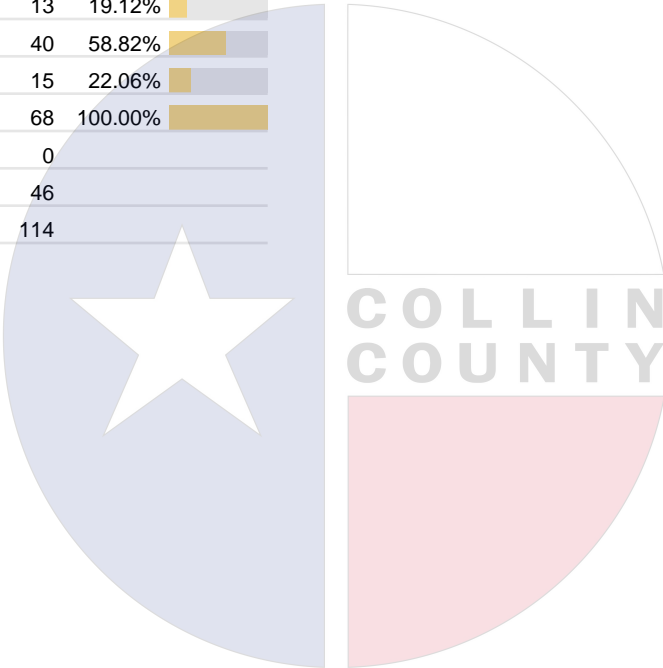
PCT 175

Trustee, Place 3 – Plano ISD  
Vote For 1

	TOTAL	VOTE %	
Nancy C. Humphrey	58	76.32%	<div><div></div></div>
Harper Weaver	18	23.68%	<div><div></div></div>
Total Votes Cast	76	100.00%	<div><div></div></div>
Overvotes	0		
Undervotes	38		
Contest Totals	114		

Trustee, Place 6 – Plano ISD  
Vote For 1

	TOTAL	VOTE %	
Andrew Rettke	13	19.12%	<div><div></div></div>
Elisa Klein	40	58.82%	<div><div></div></div>
Dash Weerasinghe	15	22.06%	<div><div></div></div>
Total Votes Cast	68	100.00%	<div><div></div></div>
Overvotes	0		
Undervotes	46		
Contest Totals	114		



Collin County Seal  
Watermark Seal for Collin County.  
Collin County Government

PCT 176

Statistics	TOTAL
Registered Voters - Total	3,706
Ballots Cast - Total	122
Voter Turnout - Total	3.29%

Trustee, Place 4 - Collin Co. Comm. College Dist.  
Vote For 1

	TOTAL	VOTE %
Tamara Thomas	60	56.07%
Staci L. Weaver	47	43.93%
Total Votes Cast	107	100.00%
Overvotes	0	
Undervotes	15	
Contest Totals	122	

Trustee, Place 5 - Collin Co. Comm. College Dist.  
Vote For 1

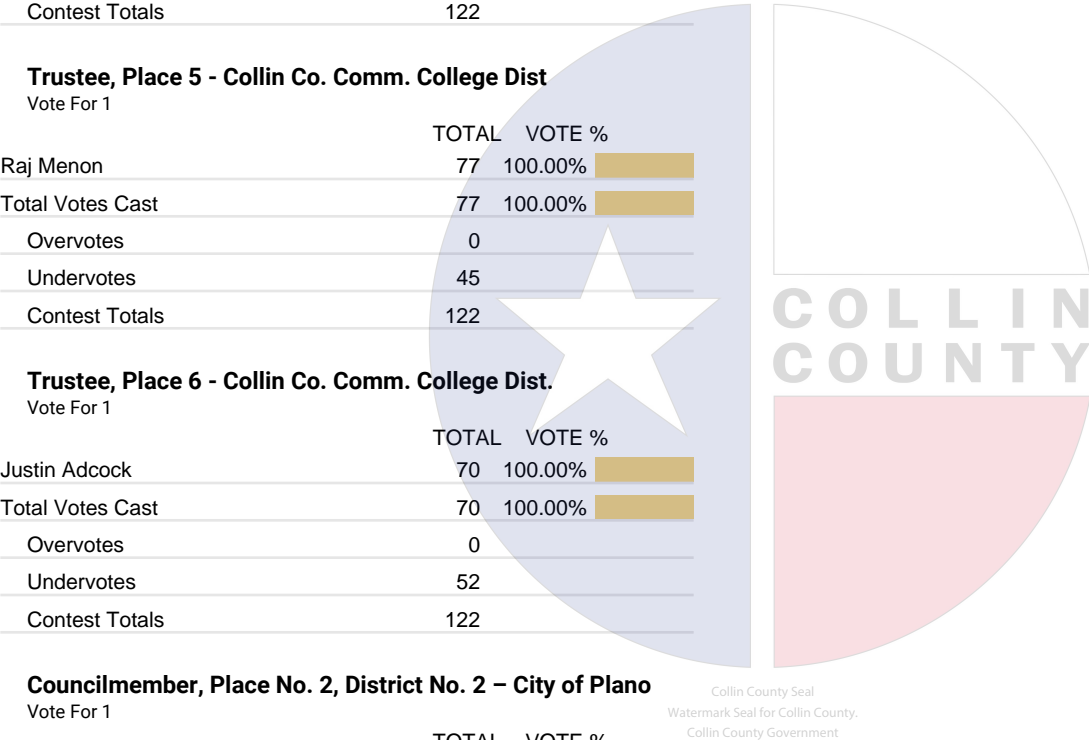
	TOTAL	VOTE %
Raj Menon	77	100.00%
Total Votes Cast	77	100.00%
Overvotes	0	
Undervotes	45	
Contest Totals	122	

Trustee, Place 6 - Collin Co. Comm. College Dist.  
Vote For 1

	TOTAL	VOTE %
Justin Adcock	70	100.00%
Total Votes Cast	70	100.00%
Overvotes	0	
Undervotes	52	
Contest Totals	122	

Councilmember, Place No. 2, District No. 2 – City of Plano  
Vote For 1

	TOTAL	VOTE %
Bob Kehr	65	59.09%
Carson K. Underwood	25	22.73%
Douglas Reeves	20	18.18%
Total Votes Cast	110	100.00%
Overvotes	0	
Undervotes	12	
Contest Totals	122	



## PCT 176

### Councilmember, Place No. 4, District No. 4 – City of Plano

Vote For 1

	TOTAL	VOTE %	
Cody Weaver	45	40.54%	<div><div></div></div>
Christene “Chris” Krupa Downs	66	59.46%	<div><div></div></div>
Total Votes Cast	111	100.00%	<div><div></div></div>
Overvotes	0		
Undervotes	11		
Contest Totals	122		

### Councilmember, Place No. 6, Mayor – City of Plano

Vote For 1

	TOTAL	VOTE %	
John Muns	81	100.00%	<div><div></div></div>
Total Votes Cast	81	100.00%	<div><div></div></div>
Overvotes	0		
Undervotes	41		
Contest Totals	122		

### Councilmember, Place No. 8 – City of Plano

Vote For 1

	TOTAL	VOTE %	
Vidal Quintanilla	66	58.93%	<div><div></div></div>
Hayden Padgett	46	41.07%	<div><div></div></div>
Total Votes Cast	112	100.00%	<div><div></div></div>
Overvotes	0		
Undervotes	10		
Contest Totals	122		

### Councilmember, Place No. 5, Unexpired Term – City of Plano


Vote For 1

	TOTAL	VOTE %	
Gary Cary	40	37.38%	<div><div></div></div>
Steve Lavine	67	62.62%	<div><div></div></div>
Total Votes Cast	107	100.00%	<div><div></div></div>
Overvotes	0		
Undervotes	15		
Contest Totals	122		

### Proposition A – City of Plano

Vote For 1

	TOTAL	VOTE %	
For	93	80.87%	<div><div></div></div>
Against	22	19.13%	<div><div></div></div>
Total Votes Cast	115	100.00%	<div><div></div></div>
Overvotes	0		
Undervotes	7		
Contest Totals	122		



## PCT 176

### Proposition B – City of Plano

Vote For 1

	TOTAL	VOTE %	
For	73	63.48%	<div><div></div></div>
Against	42	36.52%	<div><div></div></div>
Total Votes Cast	115	100.00%	<div><div></div></div>
Overvotes	0		
Undervotes	7		
Contest Totals	122		

### Proposition C – City of Plano

Vote For 1

	TOTAL	VOTE %	
For	74	65.49%	<div><div></div></div>
Against	39	34.51%	<div><div></div></div>
Total Votes Cast	113	100.00%	<div><div></div></div>
Overvotes	0		
Undervotes	9		
Contest Totals	122		

### Proposition D – City of Plano

Vote For 1

	TOTAL	VOTE %	
For	82	71.93%	<div><div></div></div>
Against	32	28.07%	<div><div></div></div>
Total Votes Cast	114	100.00%	<div><div></div></div>
Overvotes	0		
Undervotes	8		
Contest Totals	122		

### Proposition E – City of Plano

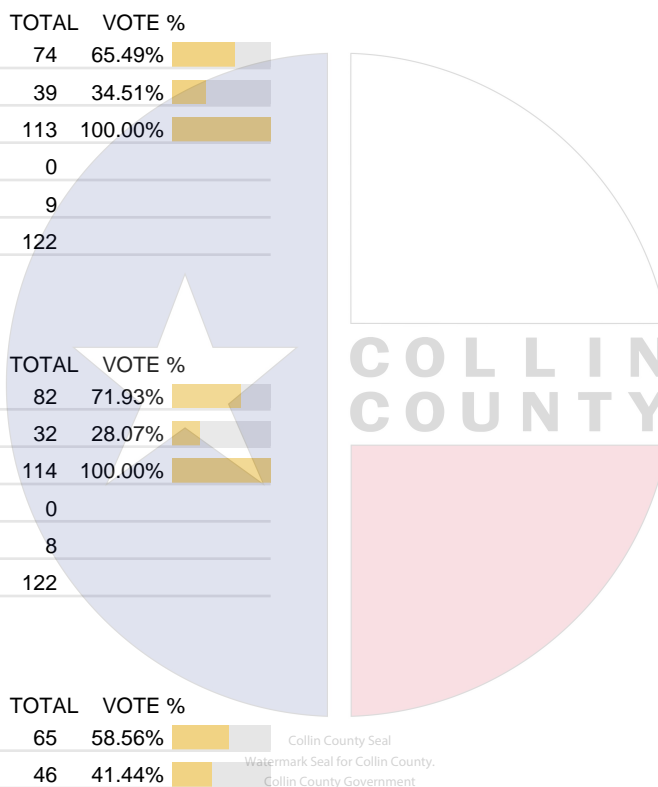
Vote For 1

	TOTAL	VOTE %	
For	65	58.56%	<div><div></div></div>
Against	46	41.44%	<div><div></div></div>
Total Votes Cast	111	100.00%	<div><div></div></div>
Overvotes	0		
Undervotes	11		
Contest Totals	122		

### Proposition F – City of Plano

Vote For 1

	TOTAL	VOTE %	
For	84	73.68%	<div><div></div></div>
Against	30	26.32%	<div><div></div></div>
Total Votes Cast	114	100.00%	<div><div></div></div>
Overvotes	0		
Undervotes	8		
Contest Totals	122		



PCT 176

Proposition G – City of Plano  
Vote For 1

	TOTAL	VOTE %	
For	86	75.44%	<div><div></div></div>
Against	28	24.56%	<div><div></div></div>
Total Votes Cast	114	100.00%	<div><div></div></div>
Overvotes	0		
Undervotes	8		
Contest Totals	122		

Trustee, Place 1 – Frisco ISD  
Vote For 1

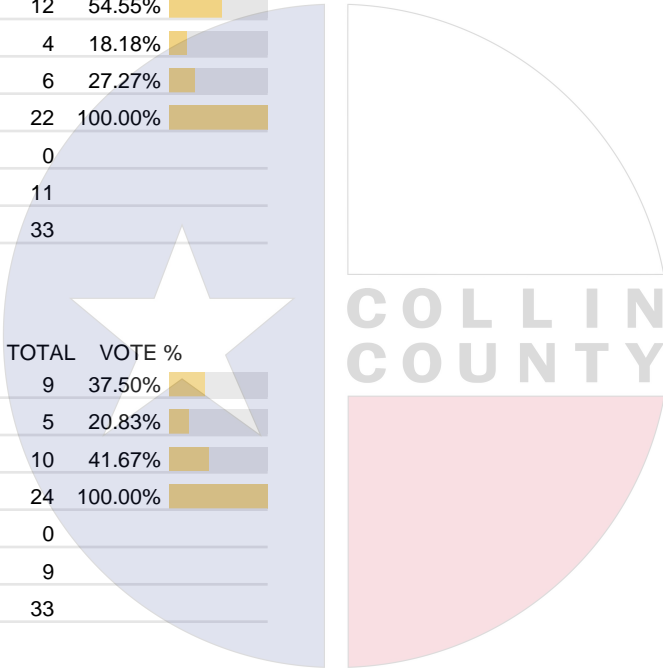
	TOTAL	VOTE %	
Amit Kalra	12	54.55%	<div><div></div></div>
Suresh Manduva	4	18.18%	<div><div></div></div>
Muni Janagarajan	6	27.27%	<div><div></div></div>
Total Votes Cast	22	100.00%	<div><div></div></div>
Overvotes	0		
Undervotes	11		
Contest Totals	33		

Trustee, Place 2 – Frisco ISD  
Vote For 1

	TOTAL	VOTE %	
Melanie Barrios Jones	9	37.50%	<div><div></div></div>
Ange Yao	5	20.83%	<div><div></div></div>
Renee Sample	10	41.67%	<div><div></div></div>
Total Votes Cast	24	100.00%	<div><div></div></div>
Overvotes	0		
Undervotes	9		
Contest Totals	33		

Trustee, Place 3 – Frisco ISD  
Vote For 1

	TOTAL	VOTE %	
Stuart Shulman	12	50.00%	<div><div></div></div>
Stephanie Elad	12	50.00%	<div><div></div></div>
Total Votes Cast	24	100.00%	<div><div></div></div>
Overvotes	0		
Undervotes	9		
Contest Totals	33		



Collin County Seal  
Watermark Seal for Collin County,  
Collin County Government

PCT 176

Trustee, Place 1 – Plano ISD  
Vote For 1

	TOTAL	VOTE %	
Lauren Tyra	52	100.00%	<div><div></div></div>
Total Votes Cast	52	100.00%	<div><div></div></div>
Overvotes	0		
Undervotes	37		
Contest Totals	89		

Trustee, Place 2 – Plano ISD  
Vote For 1

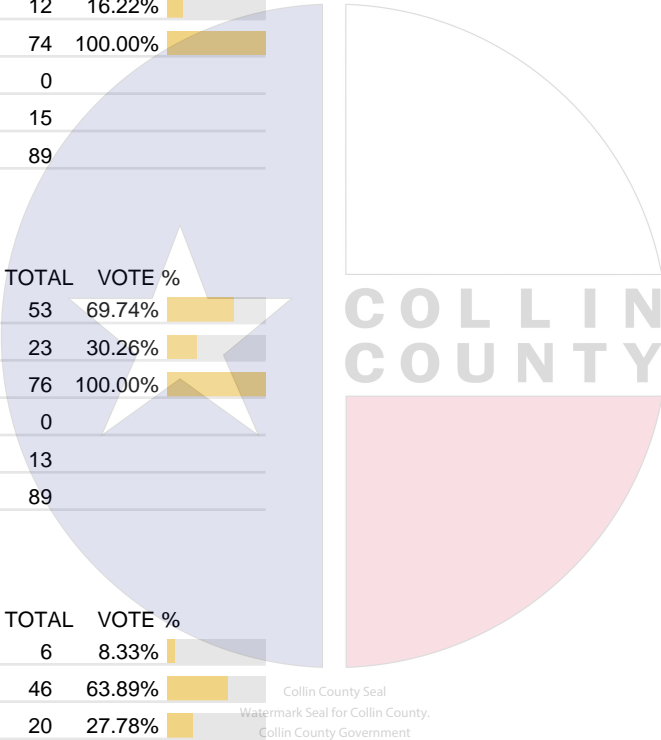
	TOTAL	VOTE %	
Sam Johnson	62	83.78%	<div><div></div></div>
Xiomar Pierre	12	16.22%	<div><div></div></div>
Total Votes Cast	74	100.00%	<div><div></div></div>
Overvotes	0		
Undervotes	15		
Contest Totals	89		

Trustee, Place 3 – Plano ISD  
Vote For 1

	TOTAL	VOTE %	
Nancy C. Humphrey	53	69.74%	<div><div></div></div>
Harper Weaver	23	30.26%	<div><div></div></div>
Total Votes Cast	76	100.00%	<div><div></div></div>
Overvotes	0		
Undervotes	13		
Contest Totals	89		

Trustee, Place 6 – Plano ISD  
Vote For 1

	TOTAL	VOTE %	
Andrew Rettke	6	8.33%	<div><div></div></div>
Elisa Klein	46	63.89%	<div><div></div></div>
Dash Weerasinghe	20	27.78%	<div><div></div></div>
Total Votes Cast	72	100.00%	<div><div></div></div>
Overvotes	0		
Undervotes	17		
Contest Totals	89		



PCT 177

Statistics	TOTAL
Registered Voters - Total	3,447
Ballots Cast - Total	229
Voter Turnout - Total	6.64%

Trustee, Place 4 - Collin Co. Comm. College Dist.  
Vote For 1

	TOTAL	VOTE %
Tamara Thomas	49	27.37%
Staci L. Weaver	130	72.63%
Total Votes Cast	179	100.00%
Overvotes	0	
Undervotes	50	
Contest Totals	229	

Trustee, Place 5 - Collin Co. Comm. College Dist.  
Vote For 1

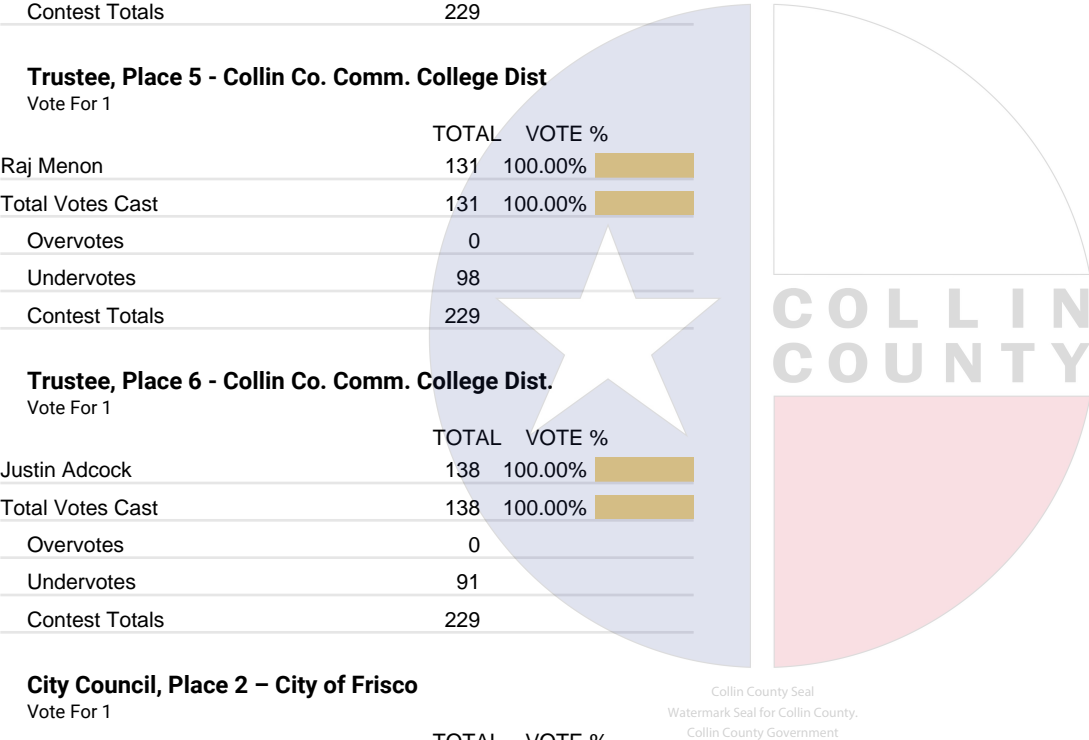
	TOTAL	VOTE %
Raj Menon	131	100.00%
Total Votes Cast	131	100.00%
Overvotes	0	
Undervotes	98	
Contest Totals	229	

Trustee, Place 6 - Collin Co. Comm. College Dist.  
Vote For 1

	TOTAL	VOTE %
Justin Adcock	138	100.00%
Total Votes Cast	138	100.00%
Overvotes	0	
Undervotes	91	
Contest Totals	229	

City Council, Place 2 – City of Frisco  
Vote For 1

	TOTAL	VOTE %
Burt Thakur	124	56.88%
Sai Krishnarajanagar	9	4.13%
Tammy Meinershagen	85	38.99%
Total Votes Cast	218	100.00%
Overvotes	0	
Undervotes	11	
Contest Totals	229	



PCT 177

City Council, Place 4 – City of Frisco  
Vote For 1

	TOTAL	VOTE %	
Josh Meek	32	14.88%	<div><div></div></div>
Jared Elad	127	59.07%	<div><div></div></div>
Jerry Spencer	9	4.19%	<div><div></div></div>
Gopal Ponangi	19	8.84%	<div><div></div></div>
Sangita Datta	28	13.02%	<div><div></div></div>
Total Votes Cast	215	100.00%	<div><div></div></div>
Overvotes	0		
Undervotes	14		
Contest Totals	229		

Proposition A – City of Frisco  
Vote For 1

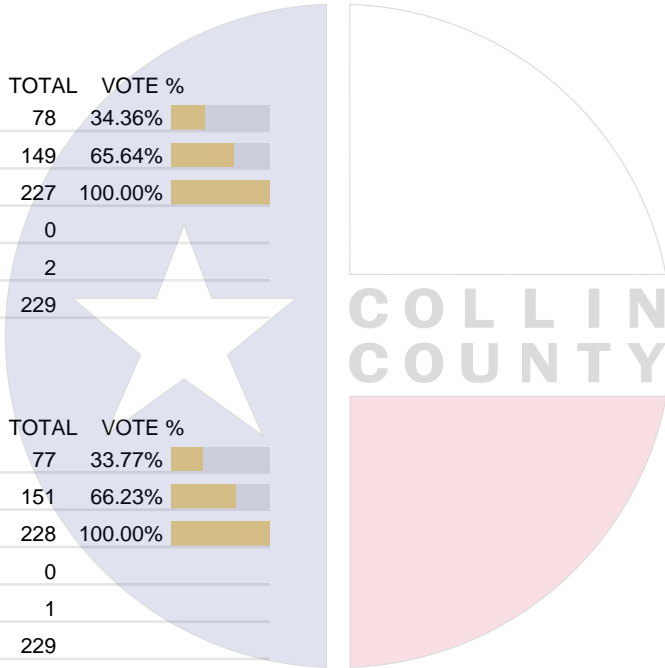
	TOTAL	VOTE %	
For	78	34.36%	<div><div></div></div>
Against	149	65.64%	<div><div></div></div>
Total Votes Cast	227	100.00%	<div><div></div></div>
Overvotes	0		
Undervotes	2		
Contest Totals	229		

Proposition B – City of Frisco  
Vote For 1

	TOTAL	VOTE %	
For	77	33.77%	<div><div></div></div>
Against	151	66.23%	<div><div></div></div>
Total Votes Cast	228	100.00%	<div><div></div></div>
Overvotes	0		
Undervotes	1		
Contest Totals	229		

Proposition C – City of Frisco  
Vote For 1

	TOTAL	VOTE %	
For	157	72.02%	<div><div></div></div>
Against	61	27.98%	<div><div></div></div>
Total Votes Cast	218	100.00%	<div><div></div></div>
Overvotes	0		
Undervotes	11		
Contest Totals	229		



Collin County Seal  
Watermark Seal for Collin County,  
Collin County Government



## PCT 177

### Proposition D – City of Frisco

Vote For 1

	TOTAL	VOTE %	
For	70	32.56%	<div><div></div></div>
Against	145	67.44%	<div><div></div></div>
Total Votes Cast	215	100.00%	<div><div></div></div>
Overvotes	0		
Undervotes	14		
Contest Totals	229		

### Proposition E – City of Frisco

Vote For 1

	TOTAL	VOTE %	
For	107	50.00%	<div><div></div></div>
Against	107	50.00%	<div><div></div></div>
Total Votes Cast	214	100.00%	<div><div></div></div>
Overvotes	0		
Undervotes	15		
Contest Totals	229		

### Proposition F – City of Frisco

Vote For 1

	TOTAL	VOTE %	
For	112	52.34%	<div><div></div></div>
Against	102	47.66%	<div><div></div></div>
Total Votes Cast	214	100.00%	<div><div></div></div>
Overvotes	0		
Undervotes	15		
Contest Totals	229		

### Proposition G – City of Frisco

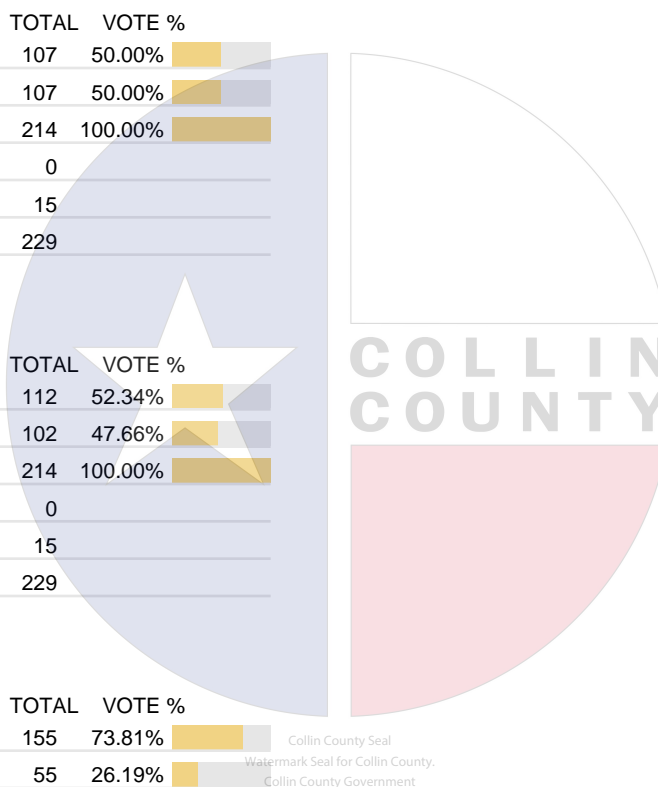
Vote For 1

	TOTAL	VOTE %	
For	155	73.81%	<div><div></div></div>
Against	55	26.19%	<div><div></div></div>
Total Votes Cast	210	100.00%	<div><div></div></div>
Overvotes	0		
Undervotes	19		
Contest Totals	229		

### Proposition H – City of Frisco

Vote For 1




	TOTAL	VOTE %	
For	156	75.36%	<div><div></div></div>
Against	51	24.64%	<div><div></div></div>
Total Votes Cast	207	100.00%	<div><div></div></div>
Overvotes	0		
Undervotes	22		
Contest Totals	229		



## PCT 177




### Proposition I – City of Frisco

Vote For 1

	TOTAL	VOTE %	
For	108	53.47%	
Against	94	46.53%	
Total Votes Cast	202	100.00%	
Overvotes	0		
Undervotes	27		
Contest Totals	229		




### Proposition J – City of Frisco

Vote For 1

	TOTAL	VOTE %	
For	103	50.49%	
Against	101	49.51%	
Total Votes Cast	204	100.00%	
Overvotes	0		
Undervotes	25		
Contest Totals	229		




### Proposition K – City of Frisco

Vote For 1

	TOTAL	VOTE %	
For	144	71.29%	
Against	58	28.71%	
Total Votes Cast	202	100.00%	
Overvotes	0		
Undervotes	27		
Contest Totals	229		




### Proposition L - City of Frisco

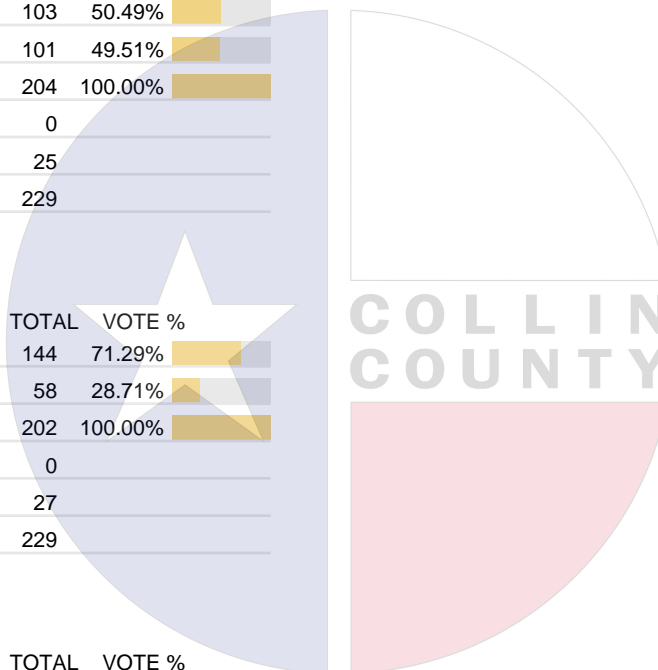
Vote For 1

	TOTAL	VOTE %	
For	126	61.76%	
Against	78	38.24%	
Total Votes Cast	204	100.00%	
Overvotes	0		
Undervotes	25		
Contest Totals	229		

### Proposition M – City of Frisco

Vote For 1

	TOTAL	VOTE %	
For	164	79.61%	
Against	42	20.39%	
Total Votes Cast	206	100.00%	
Overvotes	0		
Undervotes	23		
Contest Totals	229		



PCT 177

Proposition N – City of Frisco  
Vote For 1

	TOTAL	VOTE %	
For	162	78.64%	<div><div></div></div>
Against	44	21.36%	<div><div></div></div>
Total Votes Cast	206	100.00%	<div><div></div></div>
Overvotes	0		
Undervotes	23		
Contest Totals	229		

Trustee, Place 1 – Frisco ISD  
Vote For 1

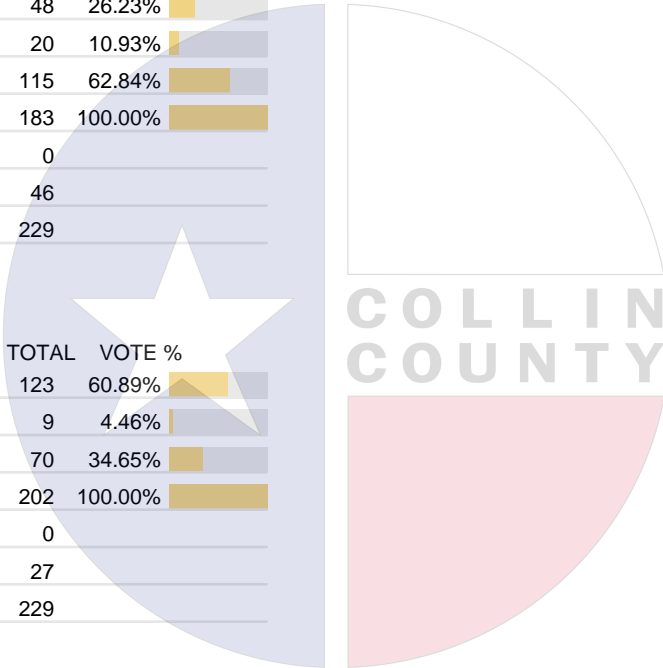
	TOTAL	VOTE %	
Amit Kalra	48	26.23%	<div><div></div></div>
Suresh Manduva	20	10.93%	<div><div></div></div>
Muni Janagarajan	115	62.84%	<div><div></div></div>
Total Votes Cast	183	100.00%	<div><div></div></div>
Overvotes	0		
Undervotes	46		
Contest Totals	229		

Trustee, Place 2 – Frisco ISD  
Vote For 1

	TOTAL	VOTE %	
Melanie Barrios Jones	123	60.89%	<div><div></div></div>
Ange Yao	9	4.46%	<div><div></div></div>
Renee Sample	70	34.65%	<div><div></div></div>
Total Votes Cast	202	100.00%	<div><div></div></div>
Overvotes	0		
Undervotes	27		
Contest Totals	229		

Trustee, Place 3 – Frisco ISD  
Vote For 1

	TOTAL	VOTE %	
Stuart Shulman	50	24.39%	<div><div></div></div>
Stephanie Elad	155	75.61%	<div><div></div></div>
Total Votes Cast	205	100.00%	<div><div></div></div>
Overvotes	0		
Undervotes	24		
Contest Totals	229		



Collin County Seal  
Watermark Seal for Collin County,  
Collin County Government

PCT 178

Statistics	TOTAL
Registered Voters - Total	3,314
Ballots Cast - Total	294
Voter Turnout - Total	8.87%

Trustee, Place 4 - Collin Co. Comm. College Dist.  
Vote For 1

	TOTAL	VOTE %
Tamara Thomas	61	29.90%
Staci L. Weaver	143	70.10%
Total Votes Cast	204	100.00%
Overvotes	0	
Undervotes	90	
Contest Totals	294	

Trustee, Place 5 - Collin Co. Comm. College Dist.  
Vote For 1

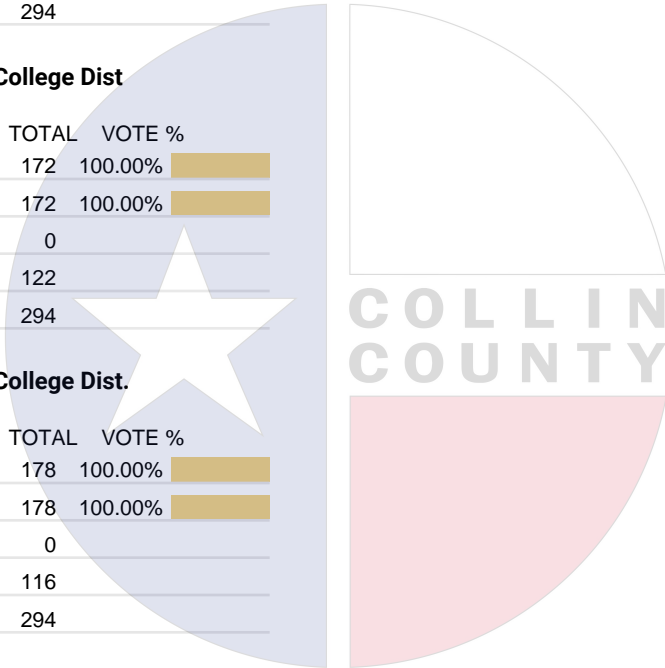
	TOTAL	VOTE %
Raj Menon	172	100.00%
Total Votes Cast	172	100.00%
Overvotes	0	
Undervotes	122	
Contest Totals	294	

Trustee, Place 6 - Collin Co. Comm. College Dist.  
Vote For 1

	TOTAL	VOTE %
Justin Adcock	178	100.00%
Total Votes Cast	178	100.00%
Overvotes	0	
Undervotes	116	
Contest Totals	294	

School Board Trustee, Place 1 – Prosper ISD  
Vote For 1

	TOTAL	VOTE %
Jorden Dial	207	100.00%
Total Votes Cast	207	100.00%
Overvotes	0	
Undervotes	87	
Contest Totals	294	



Collin County Seal  
Watermark Seal for Collin County,  
Collin County Government

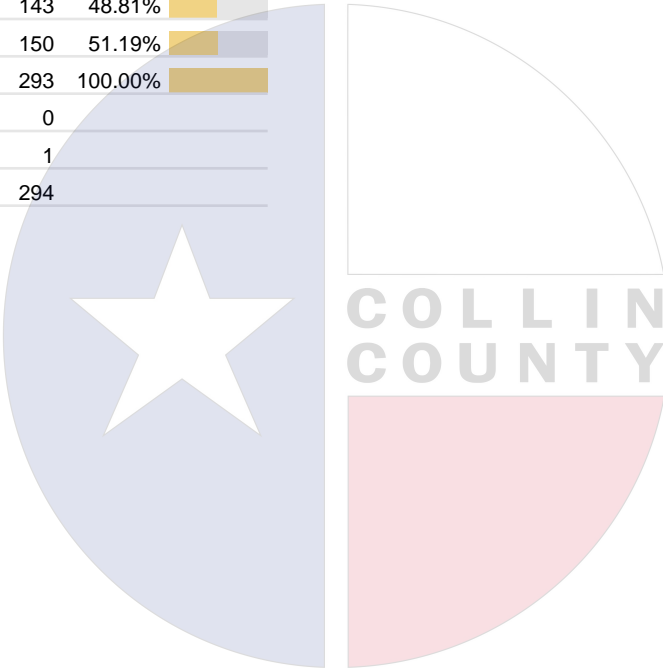
PCT 178

School Board Trustee, Place 3 – Prosper ISD  
Vote For 1

	TOTAL	VOTE %	
Scott Bray	144	50.00%	<div><div></div></div>
Kelly P. Cavender	144	50.00%	<div><div></div></div>
Total Votes Cast	288	100.00%	<div><div></div></div>
Overvotes	0		
Undervotes	6		
Contest Totals	294		

School Board Trustee, Place 6 – Prosper ISD  
Vote For 1

	TOTAL	VOTE %	
Janette Church	143	48.81%	<div><div></div></div>
Garrett Linker	150	51.19%	<div><div></div></div>
Total Votes Cast	293	100.00%	<div><div></div></div>
Overvotes	0		
Undervotes	1		
Contest Totals	294		



Collin County Seal  
Watermark Seal for Collin County.  
Collin County Government

PCT 179

Statistics	TOTAL
Registered Voters - Total	4,574
Ballots Cast - Total	1,059
Voter Turnout - Total	23.15%

Trustee, Place 4 - Collin Co. Comm. College Dist.  
Vote For 1

	TOTAL	VOTE %
Tamara Thomas	171	23.49%
Staci L. Weaver	557	76.51%
Total Votes Cast	728	100.00%
Overvotes	0	
Undervotes	331	
Contest Totals	1,059	

Trustee, Place 5 - Collin Co. Comm. College Dist.  
Vote For 1

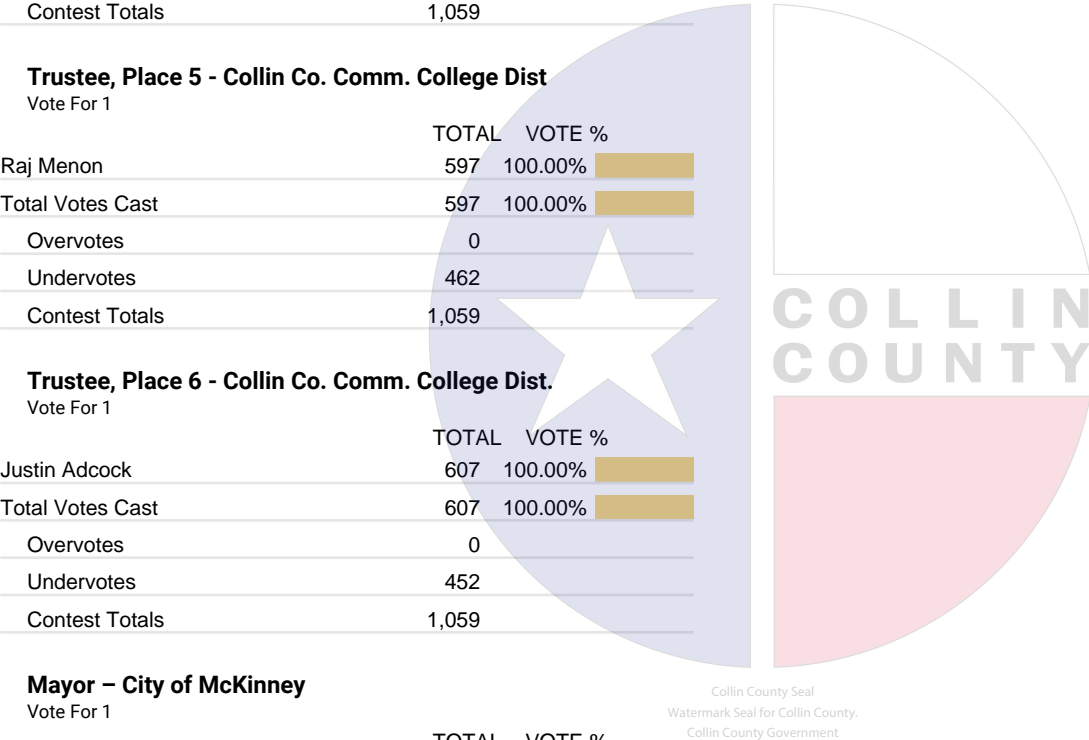
	TOTAL	VOTE %
Raj Menon	597	100.00%
Total Votes Cast	597	100.00%
Overvotes	0	
Undervotes	462	
Contest Totals	1,059	

Trustee, Place 6 - Collin Co. Comm. College Dist.  
Vote For 1

	TOTAL	VOTE %
Justin Adcock	607	100.00%
Total Votes Cast	607	100.00%
Overvotes	0	
Undervotes	452	
Contest Totals	1,059	

Mayor – City of McKinney  
Vote For 1

	TOTAL	VOTE %
Matt “Doc” Rostami	0	0.00%
Taylor Willingham	1	33.33%
Bill Cox	0	0.00%
Scott Sanford	2	66.67%
Total Votes Cast	3	100.00%
Overvotes	0	
Undervotes	0	
Contest Totals	3	



PCT 179

Council Member, At-Large No. 1 – City of McKinney		
Vote For 1		
	TOTAL	VOTE %
Brian J. Magnuson	0	0.00%
Derrick Tarver	0	0.00%
Ernest Lynch	0	0.00%
Taha Ansari	1	100.00%
Jim Garrison	0	0.00%
Total Votes Cast	1	100.00%
Overvotes	0	
Undervotes	2	
Contest Totals	3	

Council Member, District No. 1, McKinney – City of McKinney		
Vote For 1		
	TOTAL	VOTE %
Justin Beller	0	
Total Votes Cast	0	
Overvotes	0	
Undervotes	3	
Contest Totals	3	

Board of Trustee, Place 1 – Lovejoy ISD		
Vote For 1		
	TOTAL	VOTE %
Julie McLaughlin	687	100.00%
Total Votes Cast	687	100.00%
Overvotes	0	
Undervotes	359	
Contest Totals	1,046	

Board of Trustee, Place 2 – Lovejoy ISD		
Vote For 1		
	TOTAL	VOTE %
Aubrey Stock	567	58.15%
Pamela Sailor	408	41.85%
Total Votes Cast	975	100.00%
Overvotes	0	
Undervotes	71	
Contest Totals	1,046	

Board of Trustee, Place 3 – Lovejoy ISD		
Vote For 1		
	TOTAL	VOTE %
Jeff Wood	646	100.00%
Total Votes Cast	646	100.00%
Overvotes	0	
Undervotes	400	
Contest Totals	1,046	

## PCT 179

### Proposition A – Lovejoy ISD

Vote For 1

	TOTAL	VOTE %	
FOR	631	61.44%	<div><div></div></div>
AGAINST	396	38.56%	<div><div></div></div>
Total Votes Cast	1,027	100.00%	<div><div></div></div>
Overvotes	0		
Undervotes	19		
Contest Totals	1,046		

### Proposition B – Lovejoy ISD

Vote For 1

	TOTAL	VOTE %	
FOR	650	63.79%	<div><div></div></div>
AGAINST	369	36.21%	<div><div></div></div>
Total Votes Cast	1,019	100.00%	<div><div></div></div>
Overvotes	0		
Undervotes	27		
Contest Totals	1,046		

### Proposition C – Lovejoy ISD

Vote For 1

	TOTAL	VOTE %	
FOR	560	55.39%	<div><div></div></div>
AGAINST	451	44.61%	<div><div></div></div>
Total Votes Cast	1,011	100.00%	<div><div></div></div>
Overvotes	0		
Undervotes	35		
Contest Totals	1,046		

### Proposition D – Lovejoy ISD

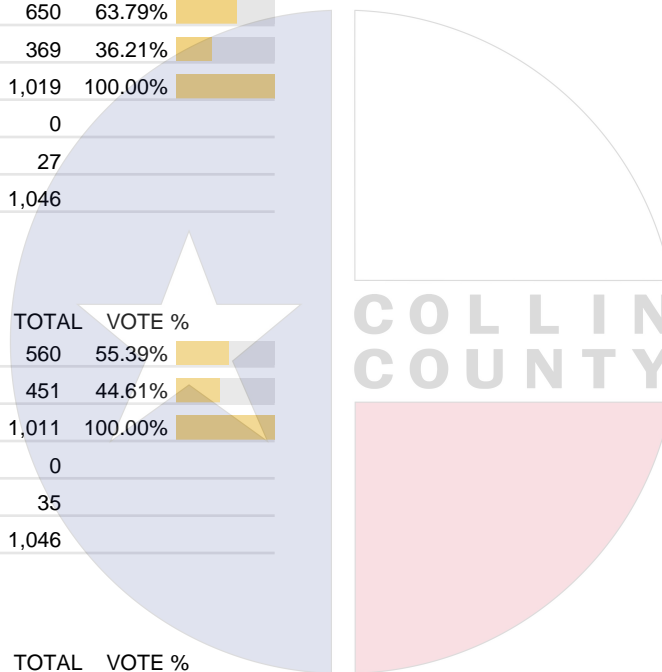
Vote For 1

	TOTAL	VOTE %	
FOR	581	57.52%	<div><div></div></div>
AGAINST	429	42.48%	<div><div></div></div>
Total Votes Cast	1,010	100.00%	<div><div></div></div>
Overvotes	0		
Undervotes	36		
Contest Totals	1,046		

### Proposition E – Lovejoy ISD

Vote For 1

	TOTAL	VOTE %	
FOR	581	57.07%	<div><div></div></div>
AGAINST	437	42.93%	<div><div></div></div>
Total Votes Cast	1,018	100.00%	<div><div></div></div>
Overvotes	0		
Undervotes	28		
Contest Totals	1,046		




Collin County Seal  
Watermark Seal for Collin County.  
Collin County Government



PCT 179

Board of Trustees, Place 7 – McKinney ISD

	TOTAL	VOTE %	
Harvey Oaxaca	9	100.00%	<div></div>
Total Votes Cast	9	100.00%	<div></div>
Overvotes	0		
Undervotes	4		
Contest Totals	13		



Collin County Seal  
Watermark Seal for Collin County.  
Collin County Government

PCT 180

Statistics	TOTAL
Registered Voters - Total	3,435
Ballots Cast - Total	336
Voter Turnout - Total	9.78%

Trustee, Place 4 - Collin Co. Comm. College Dist.  
Vote For 1

	TOTAL	VOTE %
Tamara Thomas	138	49.64%
Staci L. Weaver	140	50.36%
Total Votes Cast	278	100.00%
Overvotes	0	
Undervotes	58	
Contest Totals	336	

Trustee, Place 5 - Collin Co. Comm. College Dist.  
Vote For 1

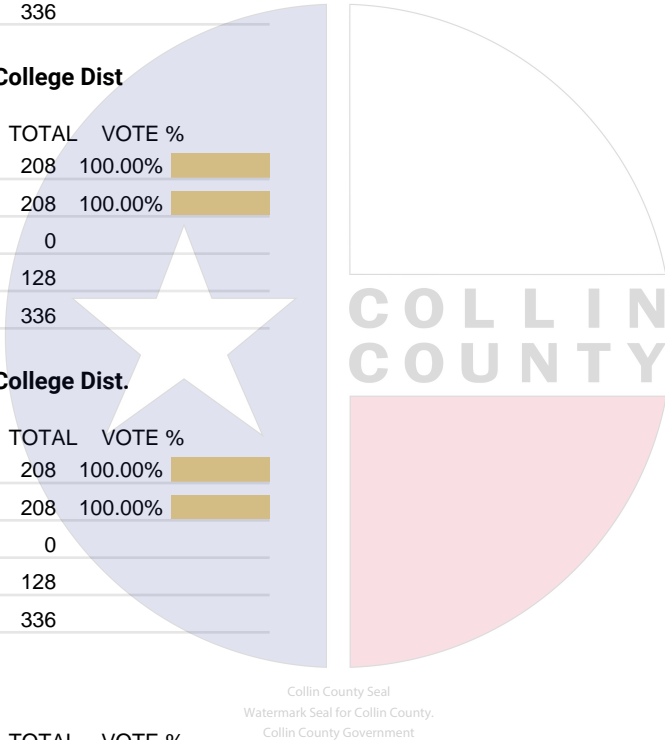
	TOTAL	VOTE %
Raj Menon	208	100.00%
Total Votes Cast	208	100.00%
Overvotes	0	
Undervotes	128	
Contest Totals	336	

Trustee, Place 6 - Collin Co. Comm. College Dist.  
Vote For 1

	TOTAL	VOTE %
Justin Adcock	208	100.00%
Total Votes Cast	208	100.00%
Overvotes	0	
Undervotes	128	
Contest Totals	336	

Mayor – City of McKinney  
Vote For 1

	TOTAL	VOTE %
Matt “Doc” Rostami	33	10.15%
Taylor Willingham	31	9.54%
Bill Cox	155	47.69%
Scott Sanford	106	32.62%
Total Votes Cast	325	100.00%
Overvotes	0	
Undervotes	9	
Contest Totals	334	



PCT 180

Council Member, At-Large No. 1 – City of McKinney

	TOTAL	VOTE %	
Brian J. Magnuson	44	14.81%	<div><div></div></div>
Derrick Tarver	60	20.20%	<div><div></div></div>
Ernest Lynch	68	22.90%	<div><div></div></div>
Taha Ansari	70	23.57%	<div><div></div></div>
Jim Garrison	55	18.52%	<div><div></div></div>
Total Votes Cast	297	100.00%	<div><div></div></div>
Overvotes	0		
Undervotes	37		
Contest Totals	334		

School Board Trustee, Place 1 – Prosper ISD

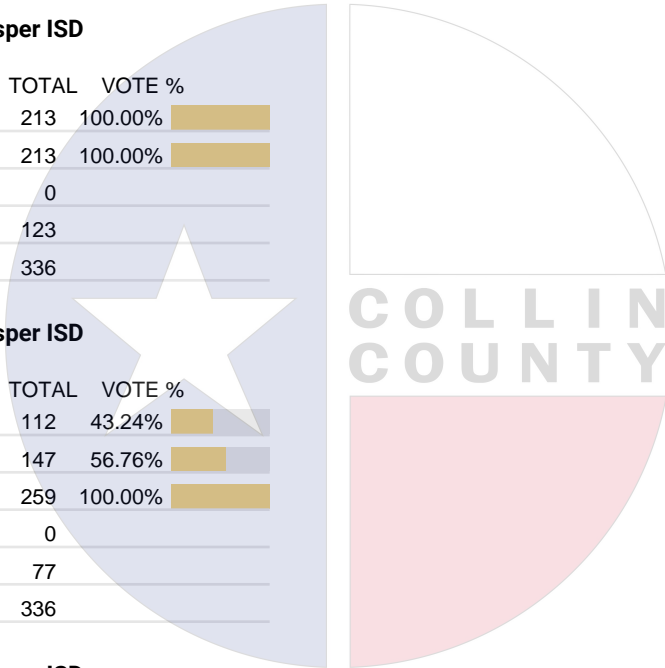
	TOTAL	VOTE %	
Jorden Dial	213	100.00%	<div><div></div></div>
Total Votes Cast	213	100.00%	<div><div></div></div>
Overvotes	0		
Undervotes	123		
Contest Totals	336		

School Board Trustee, Place 3 – Prosper ISD

	TOTAL	VOTE %	
Scott Bray	112	43.24%	<div><div></div></div>
Kelly P. Cavender	147	56.76%	<div><div></div></div>
Total Votes Cast	259	100.00%	<div><div></div></div>
Overvotes	0		
Undervotes	77		
Contest Totals	336		

School Board Trustee, Place 6 – Prosper ISD

	TOTAL	VOTE %	
Janette Church	147	54.24%	<div><div></div></div>
Garrett Linker	124	45.76%	<div><div></div></div>
Total Votes Cast	271	100.00%	<div><div></div></div>
Overvotes	0		
Undervotes	65		
Contest Totals	336		



Collin County Seal  
Watermark Seal for Collin County,  
Collin County Government

PCT 181

Statistics	TOTAL
Registered Voters - Total	3,214
Ballots Cast - Total	152
Voter Turnout - Total	4.73%

Trustee, Place 4 - Collin Co. Comm. College Dist.  
Vote For 1

	TOTAL	VOTE %
Tamara Thomas	32	26.02%
Staci L. Weaver	91	73.98%
Total Votes Cast	123	100.00%
Overvotes	0	
Undervotes	29	
Contest Totals	152	

Trustee, Place 5 - Collin Co. Comm. College Dist.  
Vote For 1

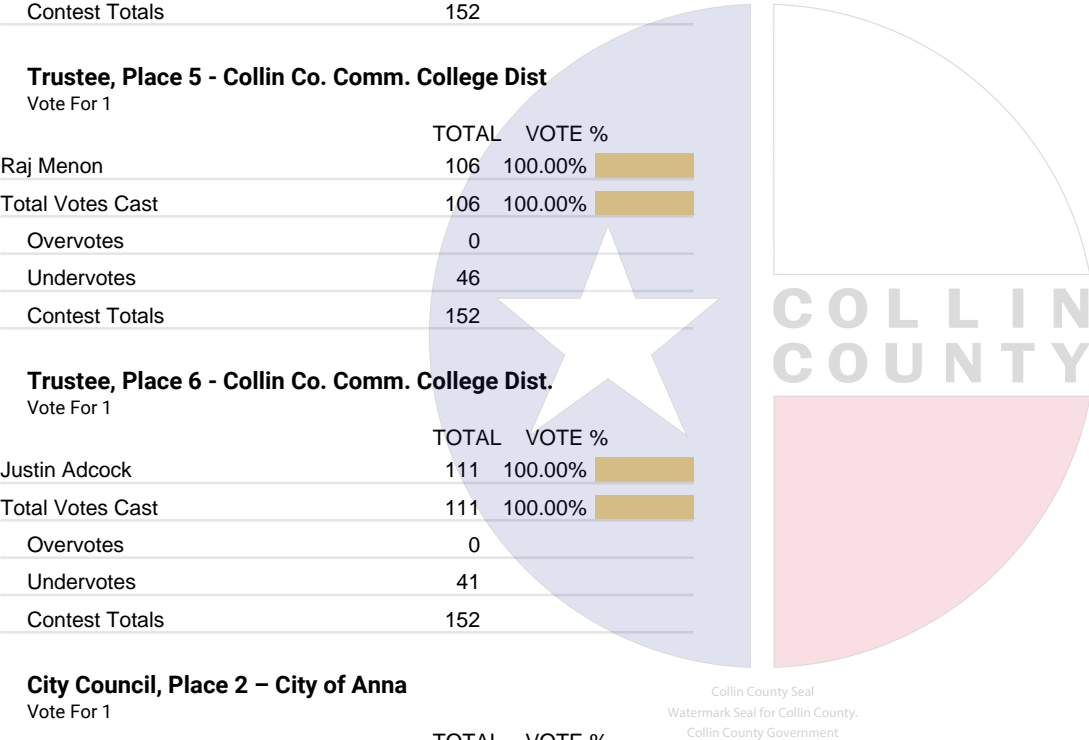
	TOTAL	VOTE %
Raj Menon	106	100.00%
Total Votes Cast	106	100.00%
Overvotes	0	
Undervotes	46	
Contest Totals	152	

Trustee, Place 6 - Collin Co. Comm. College Dist.  
Vote For 1

	TOTAL	VOTE %
Justin Adcock	111	100.00%
Total Votes Cast	111	100.00%
Overvotes	0	
Undervotes	41	
Contest Totals	152	

City Council, Place 2 – City of Anna  
Vote For 1

	TOTAL	VOTE %
Allison Inesta	30	22.90%
Nichole Hunt	37	28.24%
Hugh F. Heath	11	8.40%
Nathan Bryan	53	40.46%
Total Votes Cast	131	100.00%
Overvotes	0	
Undervotes	7	
Contest Totals	138	



## PCT 181

### City Council, Place 4 – City of Anna

Vote For 1

	TOTAL	VOTE %	
Lee Miller	45	33.33%	<div><div></div></div>
Kelly Herndon	90	66.67%	<div><div></div></div>
Total Votes Cast	135	100.00%	<div><div></div></div>
Overvotes	0		
Undervotes	3		
Contest Totals	138		

### City Council, Place 6 – City of Anna

Vote For 1

	TOTAL	VOTE %	
Randy Atchley	41	31.06%	<div><div></div></div>
Manny Singh	91	68.94%	<div><div></div></div>
Total Votes Cast	132	100.00%	<div><div></div></div>
Overvotes	0		
Undervotes	6		
Contest Totals	138		

### Board of Trustees, Place 1 – Anna ISD

Vote For 1

	TOTAL	VOTE %	
Tiffany Terry	122	100.00%	<div><div></div></div>
Total Votes Cast	122	100.00%	<div><div></div></div>
Overvotes	0		
Undervotes	28		
Contest Totals	150		

### Board of Trustees, Place 3 – Anna ISD

Vote For 1

	TOTAL	VOTE %	
Jose Vargas	122	100.00%	<div><div></div></div>
Total Votes Cast	122	100.00%	<div><div></div></div>
Overvotes	0		
Undervotes	28		
Contest Totals	150		

### Board of Trustees, Place 4 – Anna ISD

Vote For 1

	TOTAL	VOTE %	
Kavanski Morrison	15	11.45%	<div><div></div></div>
Cody Bridwell	59	45.04%	<div><div></div></div>
Eliana Mellet	16	12.21%	<div><div></div></div>
Carrie Butler	41	31.30%	<div><div></div></div>
Total Votes Cast	131	100.00%	<div><div></div></div>
Overvotes	0		
Undervotes	19		
Contest Totals	150		

Collin County Seal  
Watermark Seal for Collin County,  
Collin County Government

PCT 182

Statistics	TOTAL
Registered Voters - Total	3,888
Ballots Cast - Total	157
Voter Turnout - Total	4.04%

Trustee, Place 4 - Collin Co. Comm. College Dist.  
Vote For 1

	TOTAL	VOTE %	
Tamara Thomas	73	51.05%	<div><div></div></div>
Staci L. Weaver	70	48.95%	<div><div></div></div>
Total Votes Cast	143	100.00%	<div><div></div></div>
Overvotes	0		
Undervotes	14		
Contest Totals	157		

Trustee, Place 5 - Collin Co. Comm. College Dist.  
Vote For 1

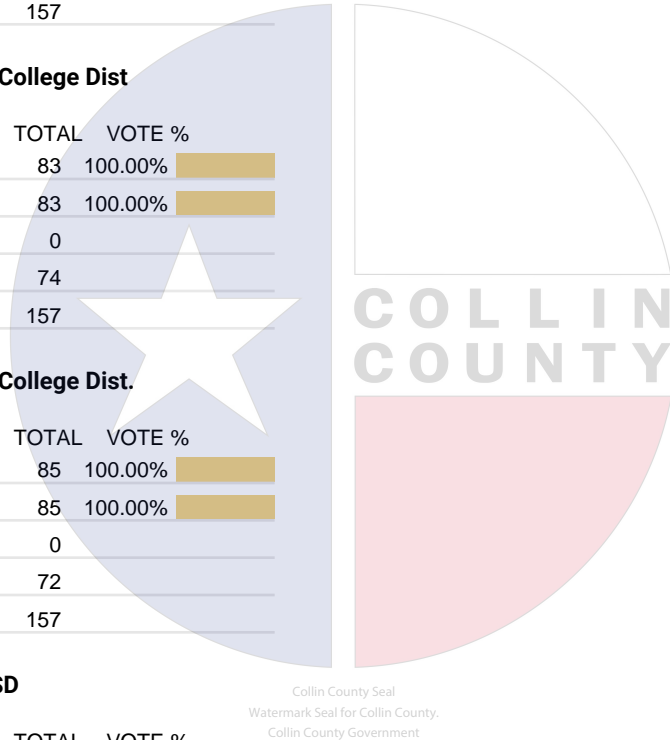
	TOTAL	VOTE %	
Raj Menon	83	100.00%	<div><div></div></div>
Total Votes Cast	83	100.00%	<div><div></div></div>
Overvotes	0		
Undervotes	74		
Contest Totals	157		

Trustee, Place 6 - Collin Co. Comm. College Dist.  
Vote For 1

	TOTAL	VOTE %	
Justin Adcock	85	100.00%	<div><div></div></div>
Total Votes Cast	85	100.00%	<div><div></div></div>
Overvotes	0		
Undervotes	72		
Contest Totals	157		

Board of Trustees, Place 4 – Allen ISD  
Vote For 1


	TOTAL	VOTE %	
Rosalind Lewis	51	33.55%	<div><div></div></div>
Becca Kinnear	101	66.45%	<div><div></div></div>
Total Votes Cast	152	100.00%	<div><div></div></div>
Overvotes	0		
Undervotes	5		
Contest Totals	157		



PCT 182

Board of Trustees, Place 5 – Allen ISD  
Vote For 1

	TOTAL	VOTE %	
Kit McKee	60	39.22%	<div><div></div></div>
Amanda Campbell	93	60.78%	<div><div></div></div>
Total Votes Cast	153	100.00%	<div><div></div></div>
Overvotes	0		
Undervotes	4		
Contest Totals	157		



Collin County Seal  
Watermark Seal for Collin County.  
Collin County Government

PCT 184

Statistics	TOTAL
Registered Voters - Total	3,132
Ballots Cast - Total	123
Voter Turnout - Total	3.93%

Trustee, Place 4 - Collin Co. Comm. College Dist.  
Vote For 1

	TOTAL	VOTE %
Tamara Thomas	56	50.91%
Staci L. Weaver	54	49.09%
Total Votes Cast	110	100.00%
Overvotes	0	
Undervotes	13	
Contest Totals	123	

Trustee, Place 5 - Collin Co. Comm. College Dist.  
Vote For 1

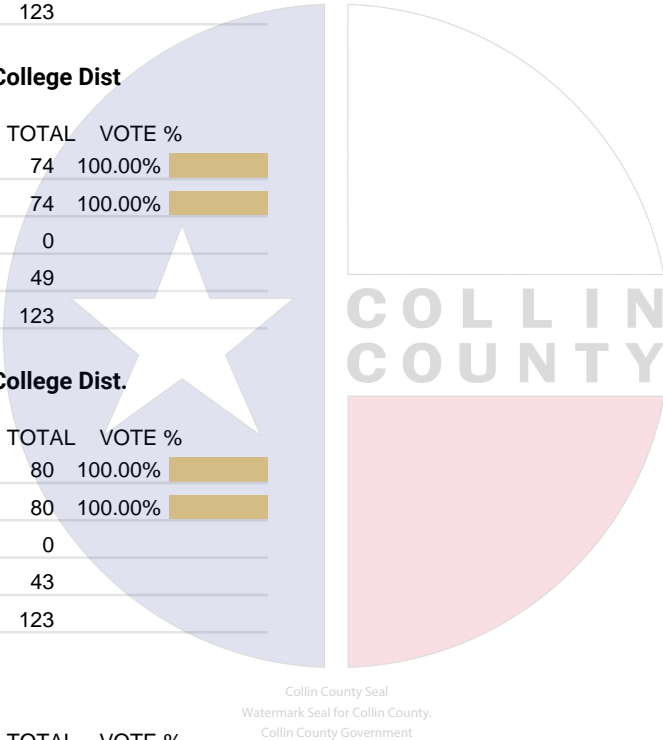
	TOTAL	VOTE %
Raj Menon	74	100.00%
Total Votes Cast	74	100.00%
Overvotes	0	
Undervotes	49	
Contest Totals	123	

Trustee, Place 6 - Collin Co. Comm. College Dist.  
Vote For 1

	TOTAL	VOTE %
Justin Adcock	80	100.00%
Total Votes Cast	80	100.00%
Overvotes	0	
Undervotes	43	
Contest Totals	123	

City Council, Place 2 – City of Frisco  
Vote For 1

	TOTAL	VOTE %
Burt Thakur	36	32.73%
Sai Krishnarajanagar	8	7.27%
Tammy Meinershagen	66	60.00%
Total Votes Cast	110	100.00%
Overvotes	0	
Undervotes	13	
Contest Totals	123	





PCT 184

City Council, Place 4 – City of Frisco  
Vote For 1

	TOTAL	VOTE %	
Josh Meek	28	24.35%	<div><div></div></div>
Jared Elad	41	35.65%	<div><div></div></div>
Jerry Spencer	14	12.17%	<div><div></div></div>
Gopal Ponangi	14	12.17%	<div><div></div></div>
Sangita Datta	18	15.65%	<div><div></div></div>
Total Votes Cast	115	100.00%	<div><div></div></div>
Overvotes	0		
Undervotes	8		
Contest Totals	123		

Proposition A – City of Frisco  
Vote For 1

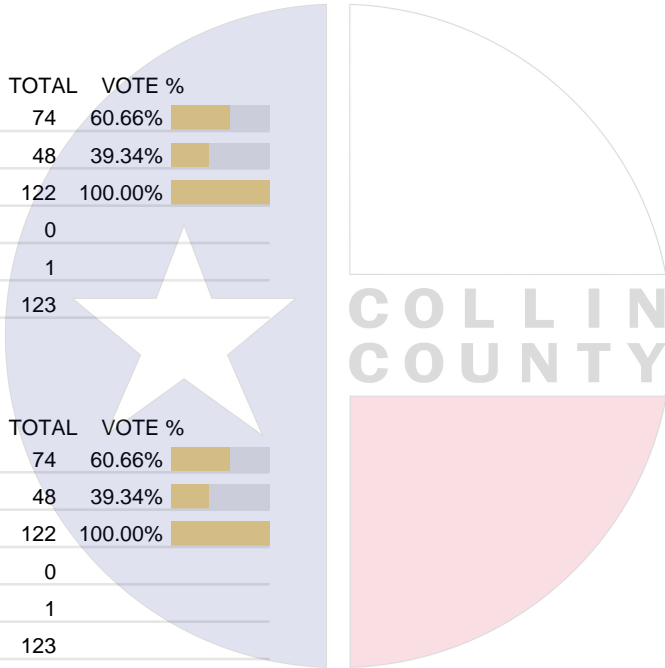
	TOTAL	VOTE %	
For	74	60.66%	<div><div></div></div>
Against	48	39.34%	<div><div></div></div>
Total Votes Cast	122	100.00%	<div><div></div></div>
Overvotes	0		
Undervotes	1		
Contest Totals	123		

Proposition B – City of Frisco  
Vote For 1

	TOTAL	VOTE %	
For	74	60.66%	<div><div></div></div>
Against	48	39.34%	<div><div></div></div>
Total Votes Cast	122	100.00%	<div><div></div></div>
Overvotes	0		
Undervotes	1		
Contest Totals	123		

Proposition C – City of Frisco  
Vote For 1

	TOTAL	VOTE %	
For	97	78.86%	<div><div></div></div>
Against	26	21.14%	<div><div></div></div>
Total Votes Cast	123	100.00%	<div><div></div></div>
Overvotes	0		
Undervotes	0		
Contest Totals	123		



Collin County Seal  
Watermark Seal for Collin County,  
Collin County Government

PCT 184

Proposition D – City of Frisco  
Vote For 1

	TOTAL	VOTE %	
For	61	50.41%	<div><div></div></div>
Against	60	49.59%	<div><div></div></div>
Total Votes Cast	121	100.00%	<div><div></div></div>
Overvotes	0		
Undervotes	2		
Contest Totals	123		

Proposition E – City of Frisco  
Vote For 1

	TOTAL	VOTE %	
For	71	58.68%	<div><div></div></div>
Against	50	41.32%	<div><div></div></div>
Total Votes Cast	121	100.00%	<div><div></div></div>
Overvotes	0		
Undervotes	2		
Contest Totals	123		

Proposition F – City of Frisco  
Vote For 1

	TOTAL	VOTE %	
For	69	57.98%	<div><div></div></div>
Against	50	42.02%	<div><div></div></div>
Total Votes Cast	119	100.00%	<div><div></div></div>
Overvotes	0		
Undervotes	4		
Contest Totals	123		

Proposition G – City of Frisco  
Vote For 1

	TOTAL	VOTE %	
For	88	74.58%	<div><div></div></div>
Against	30	25.42%	<div><div></div></div>
Total Votes Cast	118	100.00%	<div><div></div></div>
Overvotes	0		
Undervotes	5		
Contest Totals	123		

Proposition H – City of Frisco  
Vote For 1

	TOTAL	VOTE %	
For	91	76.47%	<div><div></div></div>
Against	28	23.53%	<div><div></div></div>
Total Votes Cast	119	100.00%	<div><div></div></div>
Overvotes	0		
Undervotes	4		
Contest Totals	123		

PCT 184

Proposition I – City of Frisco  
Vote For 1

	TOTAL	VOTE %	
For	72	63.16%	<div><div></div></div>
Against	42	36.84%	<div><div></div></div>
Total Votes Cast	114	100.00%	<div><div></div></div>
Overvotes	0		
Undervotes	9		
Contest Totals	123		

Proposition J – City of Frisco  
Vote For 1

	TOTAL	VOTE %	
For	69	59.48%	<div><div></div></div>
Against	47	40.52%	<div><div></div></div>
Total Votes Cast	116	100.00%	<div><div></div></div>
Overvotes	0		
Undervotes	7		
Contest Totals	123		

Proposition K – City of Frisco  
Vote For 1

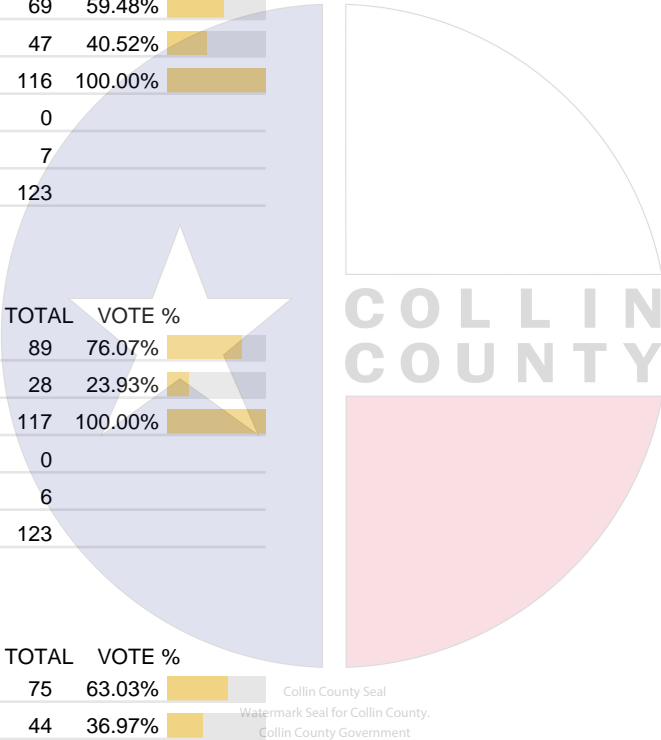
	TOTAL	VOTE %	
For	89	76.07%	<div><div></div></div>
Against	28	23.93%	<div><div></div></div>
Total Votes Cast	117	100.00%	<div><div></div></div>
Overvotes	0		
Undervotes	6		
Contest Totals	123		

Proposition L - City of Frisco  
Vote For 1

	TOTAL	VOTE %	
For	75	63.03%	<div><div></div></div>
Against	44	36.97%	<div><div></div></div>
Total Votes Cast	119	100.00%	<div><div></div></div>
Overvotes	0		
Undervotes	4		
Contest Totals	123		

Proposition M – City of Frisco  
Vote For 1

	TOTAL	VOTE %	
For	98	80.99%	<div><div></div></div>
Against	23	19.01%	<div><div></div></div>
Total Votes Cast	121	100.00%	<div><div></div></div>
Overvotes	0		
Undervotes	2		
Contest Totals	123		



PCT 184

Proposition N – City of Frisco  
Vote For 1

	TOTAL	VOTE %	
For	94	78.99%	<div><div></div></div>
Against	25	21.01%	<div><div></div></div>
Total Votes Cast	119	100.00%	<div><div></div></div>
Overvotes	0		
Undervotes	4		
Contest Totals	123		

Trustee, Place 1 – Frisco ISD  
Vote For 1

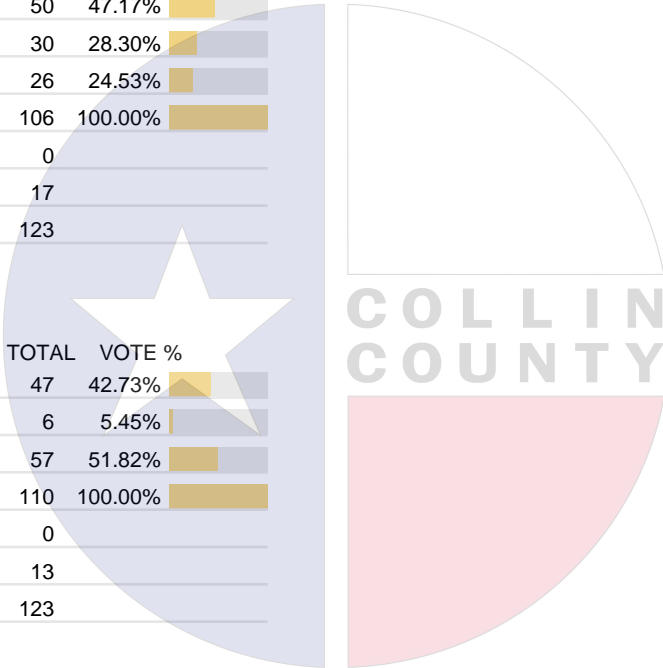
	TOTAL	VOTE %	
Amit Kalra	50	47.17%	<div><div></div></div>
Suresh Manduva	30	28.30%	<div><div></div></div>
Muni Janagarajan	26	24.53%	<div><div></div></div>
Total Votes Cast	106	100.00%	<div><div></div></div>
Overvotes	0		
Undervotes	17		
Contest Totals	123		

Trustee, Place 2 – Frisco ISD  
Vote For 1

	TOTAL	VOTE %	
Melanie Barrios Jones	47	42.73%	<div><div></div></div>
Ange Yao	6	5.45%	<div><div></div></div>
Renee Sample	57	51.82%	<div><div></div></div>
Total Votes Cast	110	100.00%	<div><div></div></div>
Overvotes	0		
Undervotes	13		
Contest Totals	123		

Trustee, Place 3 – Frisco ISD  
Vote For 1

	TOTAL	VOTE %	
Stuart Shulman	53	48.18%	<div><div></div></div>
Stephanie Elad	57	51.82%	<div><div></div></div>
Total Votes Cast	110	100.00%	<div><div></div></div>
Overvotes	0		
Undervotes	13		
Contest Totals	123		



Collin County Seal  
Watermark Seal for Collin County,  
Collin County Government

PCT 186

Statistics	TOTAL
Registered Voters - Total	148
Ballots Cast - Total	18
Voter Turnout - Total	12.16%

Trustee, Place 4 - Collin Co. Comm. College Dist.  
Vote For 1

	TOTAL	VOTE %
Tamara Thomas	3	33.33%
Staci L. Weaver	6	66.67%
Total Votes Cast	9	100.00%
Overvotes	0	
Undervotes	9	
Contest Totals	18	

Trustee, Place 5 - Collin Co. Comm. College Dist  
Vote For 1

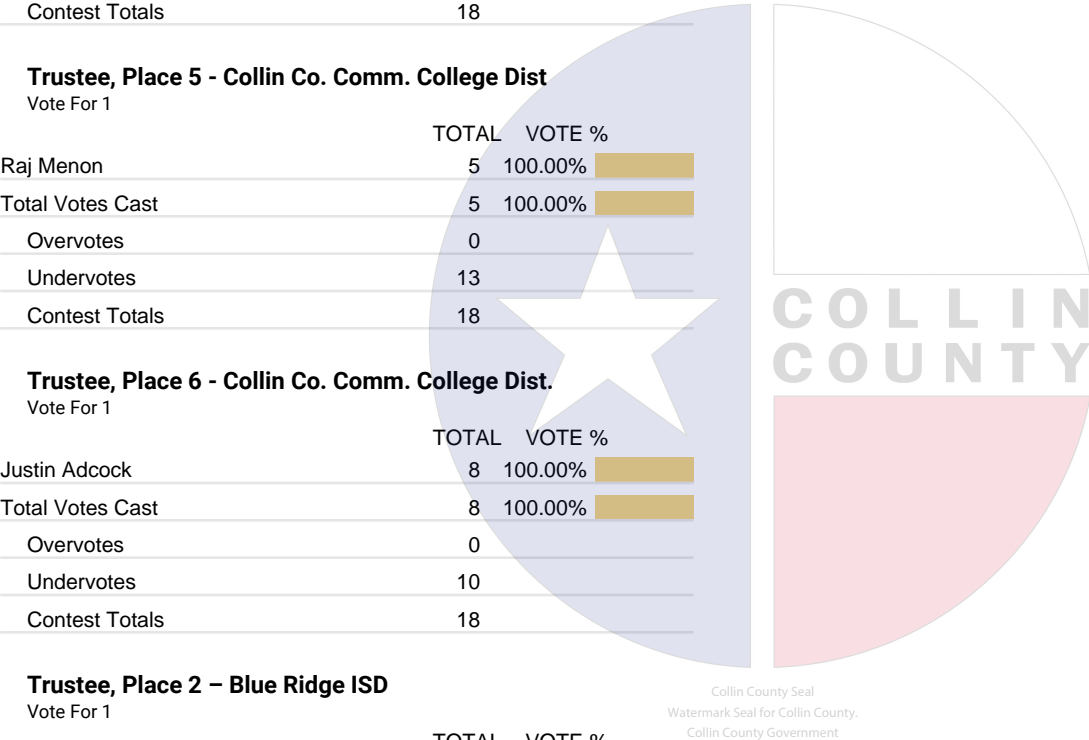
	TOTAL	VOTE %
Raj Menon	5	100.00%
Total Votes Cast	5	100.00%
Overvotes	0	
Undervotes	13	
Contest Totals	18	

Trustee, Place 6 - Collin Co. Comm. College Dist.  
Vote For 1

	TOTAL	VOTE %
Justin Adcock	8	100.00%
Total Votes Cast	8	100.00%
Overvotes	0	
Undervotes	10	
Contest Totals	18	

Trustee, Place 2 - Blue Ridge ISD  
Vote For 1

	TOTAL	VOTE %
Matt Grier	11	100.00%
Total Votes Cast	11	100.00%
Overvotes	0	
Undervotes	7	
Contest Totals	18	



PCT 186

Trustee, Place 4 – Blue Ridge ISD  
Vote For 1

	TOTAL	VOTE %	
Eddie Childers	2	13.33%	<div><div></div></div>
Jenna Capps	13	86.67%	<div><div></div></div>
Total Votes Cast	15	100.00%	<div><div></div></div>
Overvotes	0		
Undervotes	3		
Contest Totals	18		

Trustee, Place 6 – Blue Ridge ISD  
Vote For 1

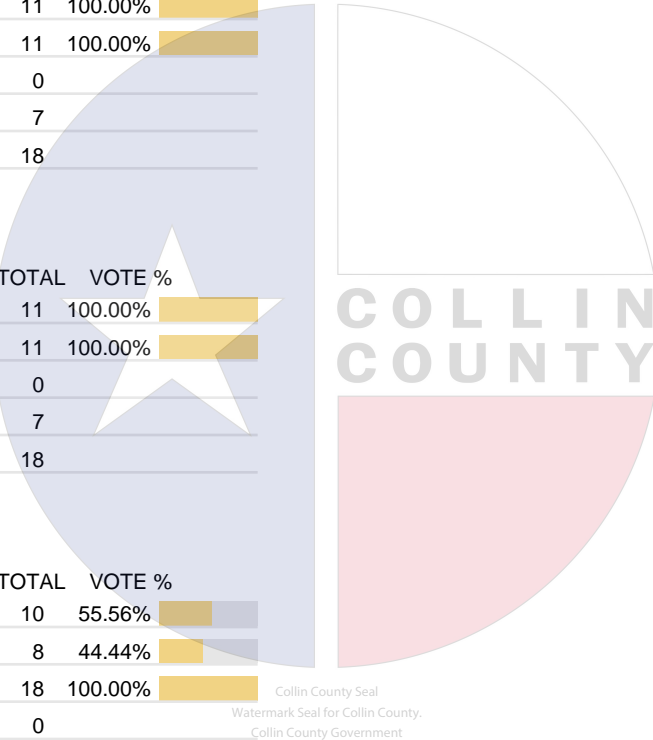
	TOTAL	VOTE %	
Scott Cessna	11	100.00%	<div><div></div></div>
Total Votes Cast	11	100.00%	<div><div></div></div>
Overvotes	0		
Undervotes	7		
Contest Totals	18		

Trustee, Place 7 – Blue Ridge ISD  
Vote For 1

	TOTAL	VOTE %	
John Gaulden	11	100.00%	<div><div></div></div>
Total Votes Cast	11	100.00%	<div><div></div></div>
Overvotes	0		
Undervotes	7		
Contest Totals	18		

Proposition A – Blue Ridge ISD  
Vote For 1

	TOTAL	VOTE %	
FOR	10	55.56%	<div><div></div></div>
AGAINST	8	44.44%	<div><div></div></div>
Total Votes Cast	18	100.00%	<div><div></div></div>
Overvotes	0		
Undervotes	0		
Contest Totals	18		



PCT 187

Statistics	TOTAL
Registered Voters - Total	605
Ballots Cast - Total	86
Voter Turnout - Total	14.21%

Trustee, Place 4 - Collin Co. Comm. College Dist.  
Vote For 1

	TOTAL	VOTE %
Tamara Thomas	19	30.16%
Staci L. Weaver	44	69.84%
Total Votes Cast	63	100.00%
Overvotes	0	
Undervotes	23	
Contest Totals	86	

Trustee, Place 5 - Collin Co. Comm. College Dist  
Vote For 1

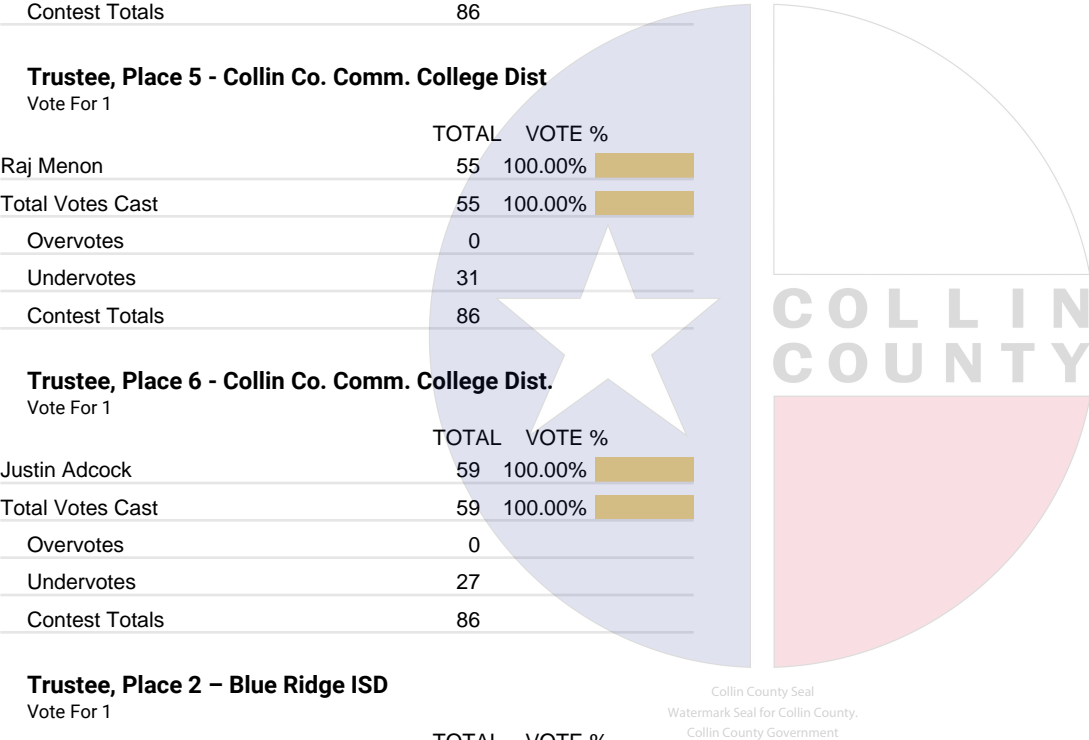
	TOTAL	VOTE %
Raj Menon	55	100.00%
Total Votes Cast	55	100.00%
Overvotes	0	
Undervotes	31	
Contest Totals	86	

Trustee, Place 6 - Collin Co. Comm. College Dist.  
Vote For 1

	TOTAL	VOTE %
Justin Adcock	59	100.00%
Total Votes Cast	59	100.00%
Overvotes	0	
Undervotes	27	
Contest Totals	86	

Trustee, Place 2 - Blue Ridge ISD  
Vote For 1

	TOTAL	VOTE %
Matt Grier	68	100.00%
Total Votes Cast	68	100.00%
Overvotes	0	
Undervotes	18	
Contest Totals	86	



PCT 187

Trustee, Place 4 – Blue Ridge ISD  
Vote For 1

	TOTAL	VOTE %	
Eddie Childers	24	32.43%	<div><div></div></div>
Jenna Capps	50	67.57%	<div><div></div></div>
Total Votes Cast	74	100.00%	<div><div></div></div>
Overvotes	0		
Undervotes	12		
Contest Totals	86		

Trustee, Place 6 – Blue Ridge ISD  
Vote For 1

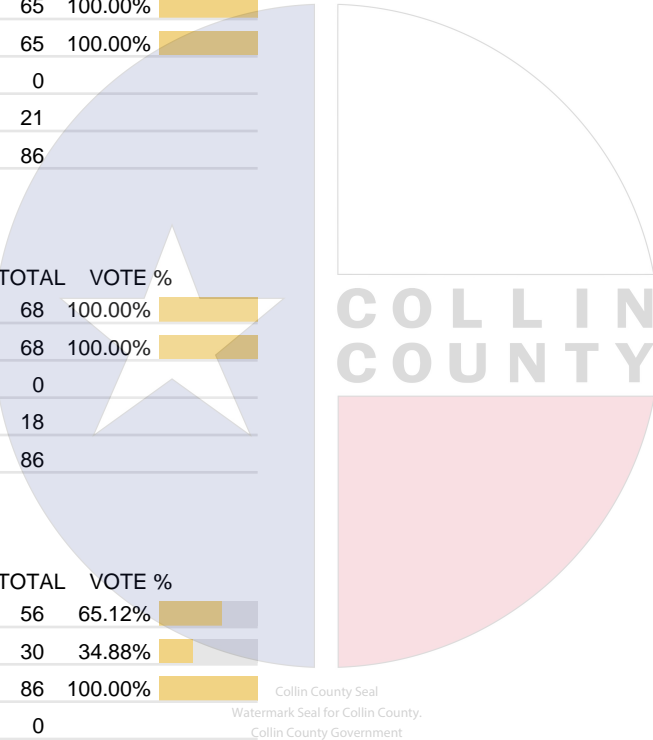
	TOTAL	VOTE %	
Scott Cessna	65	100.00%	<div><div></div></div>
Total Votes Cast	65	100.00%	<div><div></div></div>
Overvotes	0		
Undervotes	21		
Contest Totals	86		

Trustee, Place 7 – Blue Ridge ISD  
Vote For 1

	TOTAL	VOTE %	
John Gaulden	68	100.00%	<div><div></div></div>
Total Votes Cast	68	100.00%	<div><div></div></div>
Overvotes	0		
Undervotes	18		
Contest Totals	86		

Proposition A – Blue Ridge ISD  
Vote For 1

	TOTAL	VOTE %	
FOR	56	65.12%	<div><div></div></div>
AGAINST	30	34.88%	<div><div></div></div>
Total Votes Cast	86	100.00%	<div><div></div></div>
Overvotes	0		
Undervotes	0		
Contest Totals	86		





PCT 189

Statistics	TOTAL
Registered Voters - Total	1,438
Ballots Cast - Total	19
Voter Turnout - Total	1.32%

Trustee, Place 4 - Collin Co. Comm. College Dist.  
Vote For 1

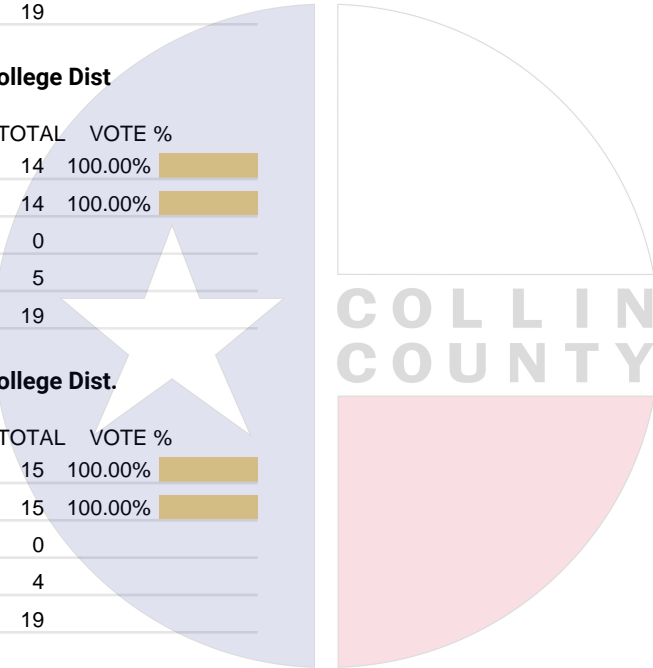
	TOTAL	VOTE %
Tamara Thomas	2	10.53%
Staci L. Weaver	17	89.47%
Total Votes Cast	19	100.00%
Overvotes	0	
Undervotes	0	
Contest Totals	19	

Trustee, Place 5 - Collin Co. Comm. College Dist.  
Vote For 1

	TOTAL	VOTE %
Raj Menon	14	100.00%
Total Votes Cast	14	100.00%
Overvotes	0	
Undervotes	5	
Contest Totals	19	

Trustee, Place 6 - Collin Co. Comm. College Dist.  
Vote For 1

	TOTAL	VOTE %
Justin Adcock	15	100.00%
Total Votes Cast	15	100.00%
Overvotes	0	
Undervotes	4	
Contest Totals	19	



Collin County Seal  
Watermark Seal for Collin County.  
Collin County Government

PCT 192

Statistics

	TOTAL
Registered Voters - Total	5,216
Ballots Cast - Total	92
Voter Turnout - Total	1.76%

Trustee, Place 4 - Collin Co. Comm. College Dist.

	TOTAL	VOTE %	
Tamara Thomas	29	42.65%	<div><div></div></div>
Staci L. Weaver	39	57.35%	<div><div></div></div>
Total Votes Cast	68	100.00%	<div><div></div></div>
Overvotes	0		
Undervotes	24		
Contest Totals	92		

Trustee, Place 5 - Collin Co. Comm. College Dist

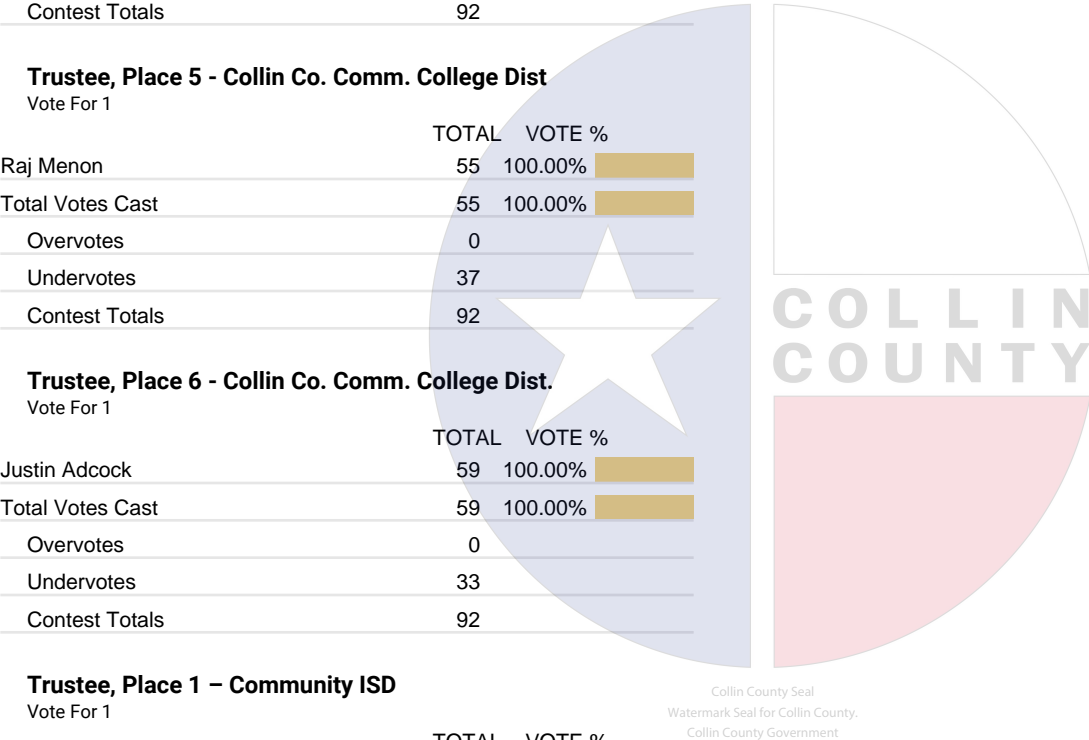
	TOTAL	VOTE %	
Raj Menon	55	100.00%	<div><div></div></div>
Total Votes Cast	55	100.00%	<div><div></div></div>
Overvotes	0		
Undervotes	37		
Contest Totals	92		

Trustee, Place 6 - Collin Co. Comm. College Dist.

	TOTAL	VOTE %	
Justin Adcock	59	100.00%	<div><div></div></div>
Total Votes Cast	59	100.00%	<div><div></div></div>
Overvotes	0		
Undervotes	33		
Contest Totals	92		

Trustee, Place 1 - Community ISD


	TOTAL	VOTE %	
Jeff Pendill	37	45.68%	<div><div></div></div>
Kathryn Grant	44	54.32%	<div><div></div></div>
Total Votes Cast	81	100.00%	<div><div></div></div>
Overvotes	0		
Undervotes	11		
Contest Totals	92		



PCT 192

Trustee, Place 3 – Community ISD  
Vote For 1

	TOTAL	VOTE %	
Adam Strickland	46	53.49%	<div><div></div></div>
Chelysia Renae Young	9	10.47%	<div><div></div></div>
Jeff Cox	20	23.26%	<div><div></div></div>
Heather Minyard	11	12.79%	<div><div></div></div>
Total Votes Cast	86	100.00%	<div><div></div></div>
Overvotes	0		
Undervotes	6		
Contest Totals	92		



Collin County Seal  
Watermark Seal for Collin County.  
Collin County Government

PCT 193

Statistics	TOTAL
Registered Voters - Total	1,311
Ballots Cast - Total	44
Voter Turnout - Total	3.36%

Trustee, Place 4 - Collin Co. Comm. College Dist.  
Vote For 1

	TOTAL	VOTE %
Tamara Thomas	11	32.35%
Staci L. Weaver	23	67.65%
Total Votes Cast	34	100.00%
Overvotes	0	
Undervotes	10	
Contest Totals	44	

Trustee, Place 5 - Collin Co. Comm. College Dist.  
Vote For 1

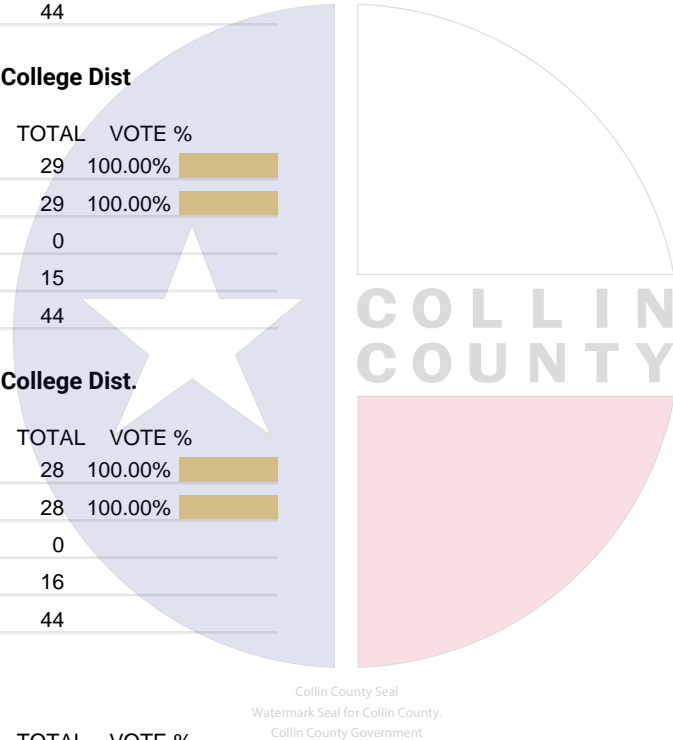
	TOTAL	VOTE %
Raj Menon	29	100.00%
Total Votes Cast	29	100.00%
Overvotes	0	
Undervotes	15	
Contest Totals	44	

Trustee, Place 6 - Collin Co. Comm. College Dist.  
Vote For 1

	TOTAL	VOTE %
Justin Adcock	28	100.00%
Total Votes Cast	28	100.00%
Overvotes	0	
Undervotes	16	
Contest Totals	44	

Proposition A – City of Lavon  
Vote For 1

	TOTAL	VOTE %
For	12	75.00%
Against	4	25.00%
Total Votes Cast	16	100.00%
Overvotes	0	
Undervotes	0	
Contest Totals	16	



PCT 193

Trustee, Place 1 – Community ISD  
Vote For 1

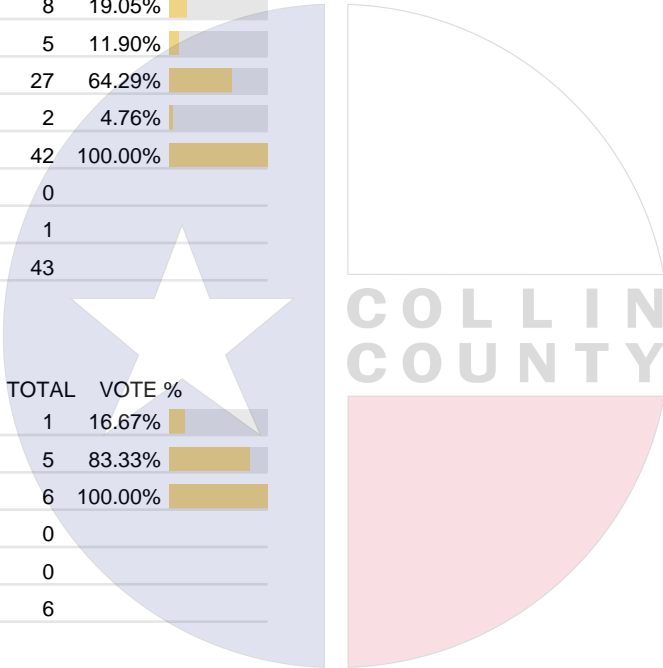
	TOTAL	VOTE %	
Jeff Pendill	22	59.46%	<div><div></div></div>
Kathryn Grant	15	40.54%	<div><div></div></div>
Total Votes Cast	37	100.00%	<div><div></div></div>
Overvotes	0		
Undervotes	6		
Contest Totals	43		

Trustee, Place 3 – Community ISD  
Vote For 1

	TOTAL	VOTE %	
Adam Strickland	8	19.05%	<div><div></div></div>
Chelsia Renae Young	5	11.90%	<div><div></div></div>
Jeff Cox	27	64.29%	<div><div></div></div>
Heather Minyard	2	4.76%	<div><div></div></div>
Total Votes Cast	42	100.00%	<div><div></div></div>
Overvotes	0		
Undervotes	1		
Contest Totals	43		

Proposition B – City of Lavon  
Vote For 1

	TOTAL	VOTE %	
For	1	16.67%	<div><div></div></div>
Against	5	83.33%	<div><div></div></div>
Total Votes Cast	6	100.00%	<div><div></div></div>
Overvotes	0		
Undervotes	0		
Contest Totals	6		



Collin County Seal  
Watermark Seal for Collin County.  
Collin County Government

PCT 195

Statistics	TOTAL
Registered Voters - Total	887
Ballots Cast - Total	106
Voter Turnout - Total	11.95%

Trustee, Place 4 - Collin Co. Comm. College Dist.  
Vote For 1

	TOTAL	VOTE %
Tamara Thomas	26	31.71%
Staci L. Weaver	56	68.29%
Total Votes Cast	82	100.00%
Overvotes	0	
Undervotes	24	
Contest Totals	106	

Trustee, Place 5 - Collin Co. Comm. College Dist  
Vote For 1

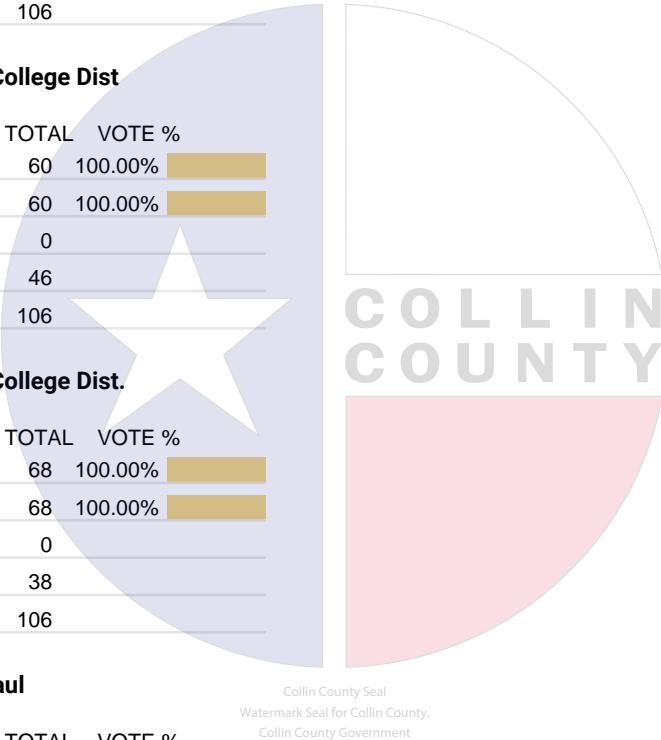
	TOTAL	VOTE %
Raj Menon	60	100.00%
Total Votes Cast	60	100.00%
Overvotes	0	
Undervotes	46	
Contest Totals	106	

Trustee, Place 6 - Collin Co. Comm. College Dist.  
Vote For 1

	TOTAL	VOTE %
Justin Adcock	68	100.00%
Total Votes Cast	68	100.00%
Overvotes	0	
Undervotes	38	
Contest Totals	106	

City Council, Place 1 – Town of St. Paul  
Vote For 1

	TOTAL	VOTE %
Larry Nail	53	55.79%
Jason Sobotka	42	44.21%
Total Votes Cast	95	100.00%
Overvotes	0	
Undervotes	3	
Contest Totals	98	



PCT 195

City Council, Place 2 – Town of St. Paul

	TOTAL	VOTE %	
David S. Dryden	82	85.42%	<div><div></div></div>
David Thomas Gensler	14	14.58%	<div><div></div></div>
Total Votes Cast	96	100.00%	<div><div></div></div>
Overvotes	0		
Undervotes	2		
Contest Totals	98		

City Council, Place 4 – Town of St. Paul

	TOTAL	VOTE %	
JT Trevino	69	100.00%	<div><div></div></div>
Total Votes Cast	69	100.00%	<div><div></div></div>
Overvotes	0		
Undervotes	29		
Contest Totals	98		

Council Member, Place 1 – City of Wylie


	TOTAL	VOTE %	
David R. Duke	5	100.00%	<div><div></div></div>
Total Votes Cast	5	100.00%	<div><div></div></div>
Overvotes	0		
Undervotes	1		
Contest Totals	6		

Council Member, Place 3 – City of Wylie

	TOTAL	VOTE %	
Hamza Fraz	3	50.00%	<div><div></div></div>
Todd J. Pickens	3	50.00%	<div><div></div></div>
Total Votes Cast	6	100.00%	<div><div></div></div>
Overvotes	0		
Undervotes	0		
Contest Totals	6		

Proposition A – City of Wylie

	TOTAL	VOTE %	
FOR THE MEASURE	1	16.67%	<div><div></div></div>
AGAINST THE MEASURE	5	83.33%	<div><div></div></div>
Total Votes Cast	6	100.00%	<div><div></div></div>
Overvotes	0		
Undervotes	0		
Contest Totals	6		



Collin County Seal  
Watermark Seal for Collin County,  
Collin County Government

PCT 195

Proposition B – City of Wylie  
Vote For 1

	TOTAL	VOTE %	
FOR THE MEASURE	5	83.33%	<div><div></div></div>
AGAINST THE MEASURE	1	16.67%	<div><div></div></div>
Total Votes Cast	6	100.00%	<div><div></div></div>
Overvotes	0		
Undervotes	0		
Contest Totals	6		

Proposition C – City of Wylie  
Vote For 1

	TOTAL	VOTE %	
FOR THE MEASURE	6	100.00%	<div><div></div></div>
AGAINST THE MEASURE	0	0.00%	<div><div></div></div>
Total Votes Cast	6	100.00%	<div><div></div></div>
Overvotes	0		
Undervotes	0		
Contest Totals	6		

Proposition D – City of Wylie  
Vote For 1

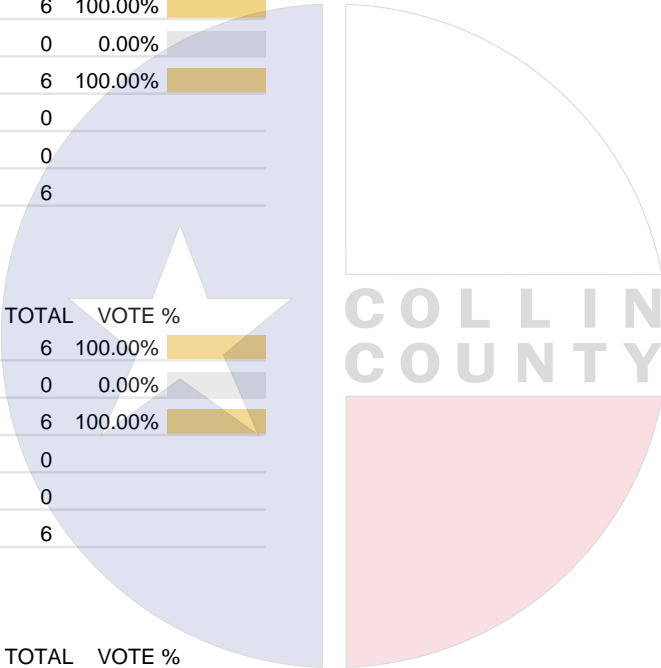
	TOTAL	VOTE %	
FOR THE MEASURE	6	100.00%	<div><div></div></div>
AGAINST THE MEASURE	0	0.00%	<div><div></div></div>
Total Votes Cast	6	100.00%	<div><div></div></div>
Overvotes	0		
Undervotes	0		
Contest Totals	6		

Proposition E – City of Wylie  
Vote For 1

	TOTAL	VOTE %	
FOR THE MEASURE	2	33.33%	<div><div></div></div>
AGAINST THE MEASURE	4	66.67%	<div><div></div></div>
Total Votes Cast	6	100.00%	<div><div></div></div>
Overvotes	0		
Undervotes	0		
Contest Totals	6		

Proposition F – City of Wylie  
Vote For 1

	TOTAL	VOTE %	
FOR THE MEASURE	6	100.00%	<div><div></div></div>
AGAINST THE MEASURE	0	0.00%	<div><div></div></div>
Total Votes Cast	6	100.00%	<div><div></div></div>
Overvotes	0		
Undervotes	0		
Contest Totals	6		





## PCT 195

### Proposition G – City of Wylie

Vote For 1

	TOTAL	VOTE %	
FOR THE MEASURE	3	50.00%	<div><div></div></div>
AGAINST THE MEASURE	3	50.00%	<div><div></div></div>
Total Votes Cast	6	100.00%	<div><div></div></div>
Overvotes	0		
Undervotes	0		
Contest Totals	6		

### Proposition H – City of Wylie

Vote For 1

	TOTAL	VOTE %	
FOR THE MEASURE	1	16.67%	<div><div></div></div>
AGAINST THE MEASURE	5	83.33%	<div><div></div></div>
Total Votes Cast	6	100.00%	<div><div></div></div>
Overvotes	0		
Undervotes	0		
Contest Totals	6		

### Proposition I – City of Wylie

Vote For 1

	TOTAL	VOTE %	
FOR THE MEASURE	6	100.00%	<div><div></div></div>
AGAINST THE MEASURE	0	0.00%	<div><div></div></div>
Total Votes Cast	6	100.00%	<div><div></div></div>
Overvotes	0		
Undervotes	0		
Contest Totals	6		

### Proposition J – City of Wylie

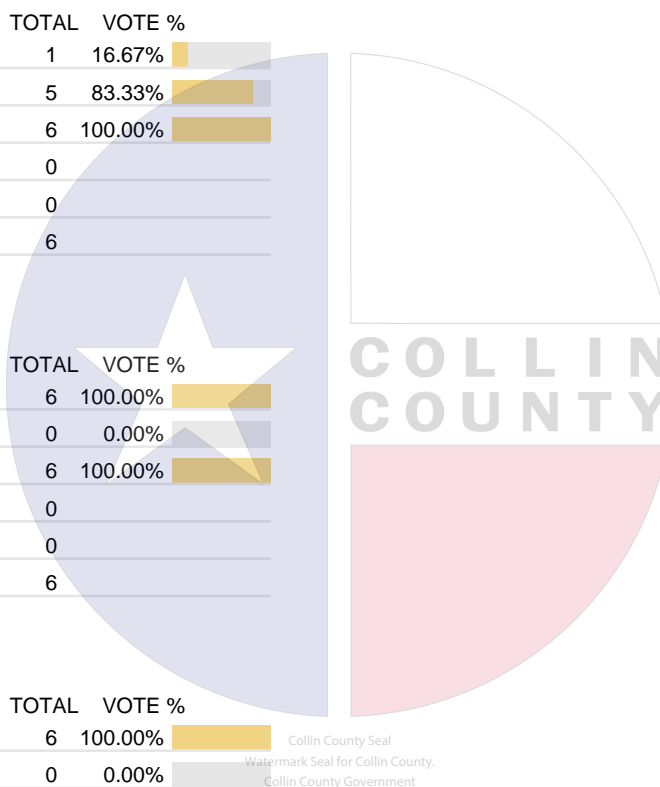
Vote For 1

	TOTAL	VOTE %	
FOR THE MEASURE	6	100.00%	<div><div></div></div>
AGAINST THE MEASURE	0	0.00%	<div><div></div></div>
Total Votes Cast	6	100.00%	<div><div></div></div>
Overvotes	0		
Undervotes	0		
Contest Totals	6		

### Proposition K – City of Wylie

Vote For 1

	TOTAL	VOTE %	
FOR THE MEASURE	1	16.67%	<div><div></div></div>
AGAINST THE MEASURE	5	83.33%	<div><div></div></div>
Total Votes Cast	6	100.00%	<div><div></div></div>
Overvotes	0		
Undervotes	0		
Contest Totals	6		



PCT 195

Proposition L – City of Wylie  
Vote For 1

	TOTAL	VOTE %	
FOR THE MEASURE	6	100.00%	<div><div></div></div>
AGAINST THE MEASURE	0	0.00%	<div><div></div></div>
Total Votes Cast	6	100.00%	<div><div></div></div>
Overvotes	0		
Undervotes	0		
Contest Totals	6		

Proposition M – City of Wylie  
Vote For 1

	TOTAL	VOTE %	
FOR THE MEASURE	1	16.67%	<div><div></div></div>
AGAINST THE MEASURE	5	83.33%	<div><div></div></div>
Total Votes Cast	6	100.00%	<div><div></div></div>
Overvotes	0		
Undervotes	0		
Contest Totals	6		

Proposition N – City of Wylie  
Vote For 1

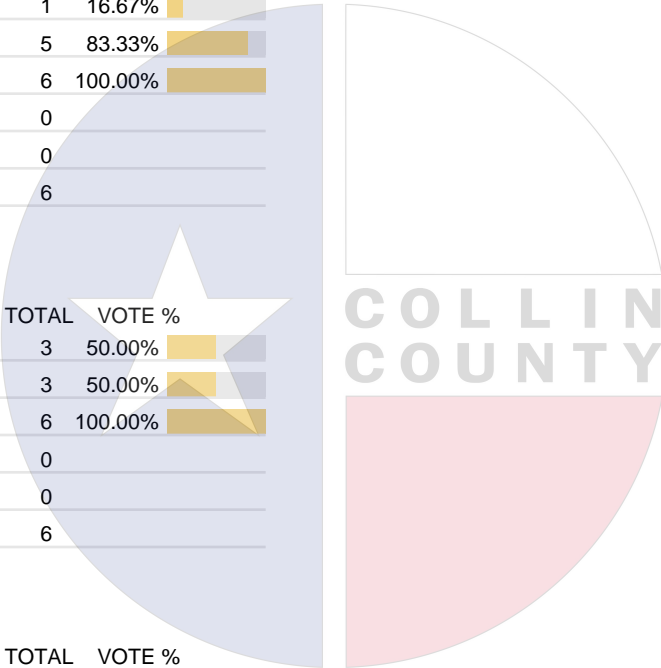
	TOTAL	VOTE %	
FOR THE MEASURE	3	50.00%	<div><div></div></div>
AGAINST THE MEASURE	3	50.00%	<div><div></div></div>
Total Votes Cast	6	100.00%	<div><div></div></div>
Overvotes	0		
Undervotes	0		
Contest Totals	6		

Proposition O – City of Wylie  
Vote For 1

	TOTAL	VOTE %	
FOR THE MEASURE	3	50.00%	<div><div></div></div>
AGAINST THE MEASURE	3	50.00%	<div><div></div></div>
Total Votes Cast	6	100.00%	<div><div></div></div>
Overvotes	0		
Undervotes	0		
Contest Totals	6		

Proposition P – City of Wylie  
Vote For 1

	TOTAL	VOTE %	
FOR THE MEASURE	2	40.00%	<div><div></div></div>
AGAINST THE MEASURE	3	60.00%	<div><div></div></div>
Total Votes Cast	5	100.00%	<div><div></div></div>
Overvotes	0		
Undervotes	1		
Contest Totals	6		



PCT 195

Proposition Q – City of Wylie  
Vote For 1

	TOTAL	VOTE %	
FOR THE MEASURE	4	66.67%	<div><div></div></div>
AGAINST THE MEASURE	2	33.33%	<div><div></div></div>
Total Votes Cast	6	100.00%	<div><div></div></div>
Overvotes	0		
Undervotes	0		
Contest Totals	6		

Proposition R – City of Wylie  
Vote For 1

	TOTAL	VOTE %	
FOR THE MEASURE	2	33.33%	<div><div></div></div>
AGAINST THE MEASURE	4	66.67%	<div><div></div></div>
Total Votes Cast	6	100.00%	<div><div></div></div>
Overvotes	0		
Undervotes	0		
Contest Totals	6		

Proposition S – City of Wylie  
Vote For 1

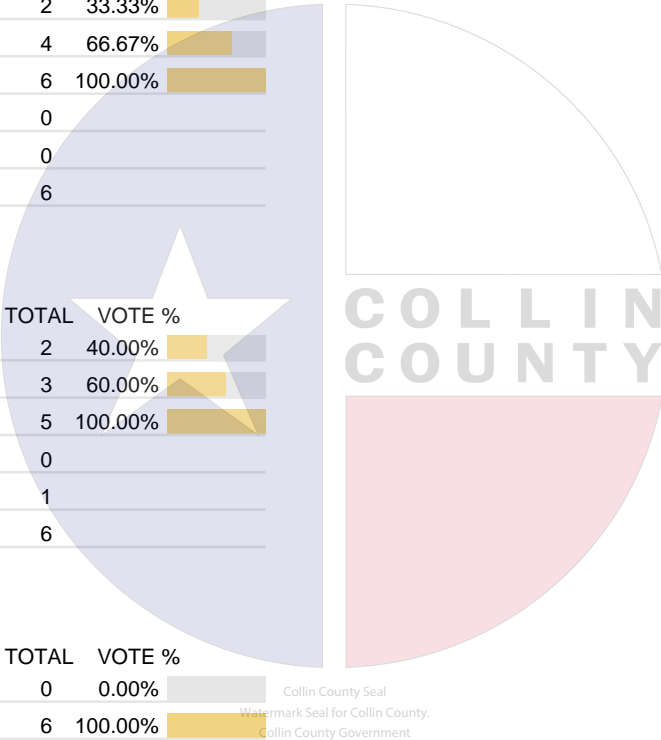
	TOTAL	VOTE %	
FOR THE MEASURE	2	40.00%	<div><div></div></div>
AGAINST THE MEASURE	3	60.00%	<div><div></div></div>
Total Votes Cast	5	100.00%	<div><div></div></div>
Overvotes	0		
Undervotes	1		
Contest Totals	6		

Proposition T – City of Wylie  
Vote For 1

	TOTAL	VOTE %	
FOR THE MEASURE	0	0.00%	<div><div></div></div>
AGAINST THE MEASURE	6	100.00%	<div><div></div></div>
Total Votes Cast	6	100.00%	<div><div></div></div>
Overvotes	0		
Undervotes	0		
Contest Totals	6		

Proposition U – City of Wylie  
Vote For 1

	TOTAL	VOTE %	
FOR THE MEASURE	2	40.00%	<div><div></div></div>
AGAINST THE MEASURE	3	60.00%	<div><div></div></div>
Total Votes Cast	5	100.00%	<div><div></div></div>
Overvotes	0		
Undervotes	1		
Contest Totals	6		



## PCT 195

### Proposition V – City of Wylie

Vote For 1

	TOTAL	VOTE %	
FOR THE MEASURE	6	100.00%	<div><div></div></div>
AGAINST THE MEASURE	0	0.00%	<div><div></div></div>
Total Votes Cast	6	100.00%	<div><div></div></div>
Overvotes	0		
Undervotes	0		
Contest Totals	6		

### Proposition W – City of Wylie

Vote For 1

	TOTAL	VOTE %	
FOR THE MEASURE	3	50.00%	<div><div></div></div>
AGAINST THE MEASURE	3	50.00%	<div><div></div></div>
Total Votes Cast	6	100.00%	<div><div></div></div>
Overvotes	0		
Undervotes	0		
Contest Totals	6		

### Proposition X – City of Wylie

Vote For 1

	TOTAL	VOTE %	
FOR THE MEASURE	4	66.67%	<div><div></div></div>
AGAINST THE MEASURE	2	33.33%	<div><div></div></div>
Total Votes Cast	6	100.00%	<div><div></div></div>
Overvotes	0		
Undervotes	0		
Contest Totals	6		

### Proposition Y – City of Wylie

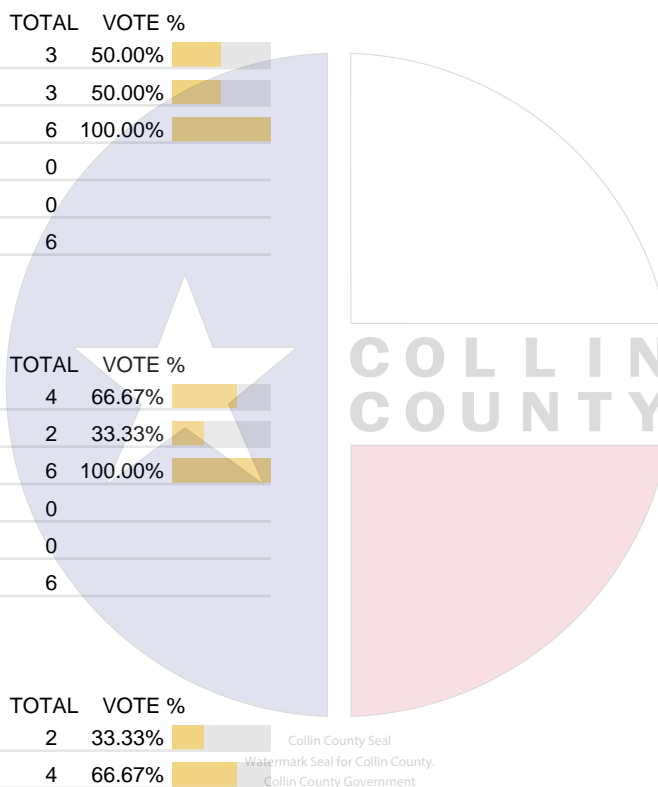
Vote For 1

	TOTAL	VOTE %	
FOR THE MEASURE	2	33.33%	<div><div></div></div>
AGAINST THE MEASURE	4	66.67%	<div><div></div></div>
Total Votes Cast	6	100.00%	<div><div></div></div>
Overvotes	0		
Undervotes	0		
Contest Totals	6		

### Proposition Z – City of Wylie

Vote For 1

	TOTAL	VOTE %	
FOR THE MEASURE	2	33.33%	<div><div></div></div>
AGAINST THE MEASURE	4	66.67%	<div><div></div></div>
Total Votes Cast	6	100.00%	<div><div></div></div>
Overvotes	0		
Undervotes	0		
Contest Totals	6		



PCT 196

Statistics	TOTAL
Registered Voters - Total	1,945
Ballots Cast - Total	160
Voter Turnout - Total	8.23%

Trustee, Place 4 - Collin Co. Comm. College Dist.  
Vote For 1

	TOTAL	VOTE %
Tamara Thomas	40	31.01%
Staci L. Weaver	89	68.99%
Total Votes Cast	129	100.00%
Overvotes	0	
Undervotes	31	
Contest Totals	160	

Trustee, Place 5 - Collin Co. Comm. College Dist  
Vote For 1

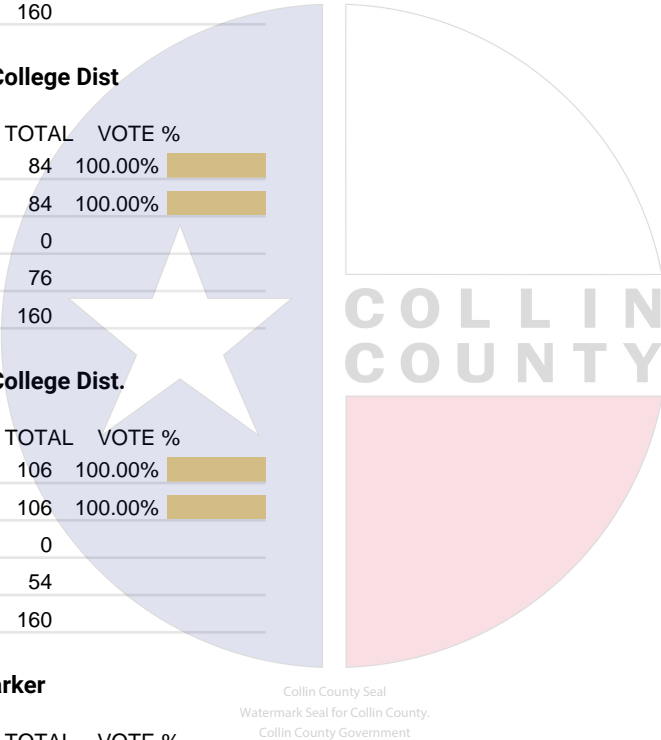
	TOTAL	VOTE %
Raj Menon	84	100.00%
Total Votes Cast	84	100.00%
Overvotes	0	
Undervotes	76	
Contest Totals	160	

Trustee, Place 6 - Collin Co. Comm. College Dist.  
Vote For 1

	TOTAL	VOTE %
Justin Adcock	106	100.00%
Total Votes Cast	106	100.00%
Overvotes	0	
Undervotes	54	
Contest Totals	160	

Councilmember At-Large – City of Parker  
Vote For 3

	TOTAL	VOTE %
Colleen Halbert	2	33.33%
Darrel Sharpe	2	33.33%
Joe Cordina	0	0.00%
Amanda Noe	0	0.00%
Todd Fecht	0	0.00%
Roxanne Bogdan	2	33.33%
Total Votes Cast	6	100.00%
Overvotes	0	
Undervotes	0	
Contest Totals	6	



## PCT 196

### Council Member, Place 1 – City of Wylie

Vote For 1

	TOTAL	VOTE %	
David R. Duke	110	100.00%	<div><div></div></div>
Total Votes Cast	110	100.00%	<div><div></div></div>
Overvotes	0		
Undervotes	45		
Contest Totals	155		

### Council Member, Place 3 – City of Wylie

Vote For 1

	TOTAL	VOTE %	
Hamza Fraz	34	21.94%	<div><div></div></div>
Todd J. Pickens	121	78.06%	<div><div></div></div>
Total Votes Cast	155	100.00%	<div><div></div></div>
Overvotes	0		
Undervotes	0		
Contest Totals	155		

### Proposition A – City of Wylie

Vote For 1

	TOTAL	VOTE %	
FOR THE MEASURE	59	39.33%	<div><div></div></div>
AGAINST THE MEASURE	91	60.67%	<div><div></div></div>
Total Votes Cast	150	100.00%	<div><div></div></div>
Overvotes	0		
Undervotes	5		
Contest Totals	155		

### Proposition B – City of Wylie


Vote For 1

	TOTAL	VOTE %	
FOR THE MEASURE	109	75.17%	<div><div></div></div>
AGAINST THE MEASURE	36	24.83%	<div><div></div></div>
Total Votes Cast	145	100.00%	<div><div></div></div>
Overvotes	0		
Undervotes	10		
Contest Totals	155		

### Proposition C – City of Wylie

Vote For 1

	TOTAL	VOTE %	
FOR THE MEASURE	126	85.14%	<div><div></div></div>
AGAINST THE MEASURE	22	14.86%	<div><div></div></div>
Total Votes Cast	148	100.00%	<div><div></div></div>
Overvotes	0		
Undervotes	7		
Contest Totals	155		



Collin County Seal  
Watermark Seal for Collin County,  
Collin County Government

PCT 196

Proposition D – City of Wylie  
Vote For 1

	TOTAL	VOTE %	
FOR THE MEASURE	127	88.19%	<div><div></div></div>
AGAINST THE MEASURE	17	11.81%	<div><div></div></div>
Total Votes Cast	144	100.00%	<div><div></div></div>
Overvotes	0		
Undervotes	11		
Contest Totals	155		

Proposition E – City of Wylie  
Vote For 1

	TOTAL	VOTE %	
FOR THE MEASURE	67	47.18%	<div><div></div></div>
AGAINST THE MEASURE	75	52.82%	<div><div></div></div>
Total Votes Cast	142	100.00%	<div><div></div></div>
Overvotes	0		
Undervotes	13		
Contest Totals	155		

Proposition F – City of Wylie  
Vote For 1

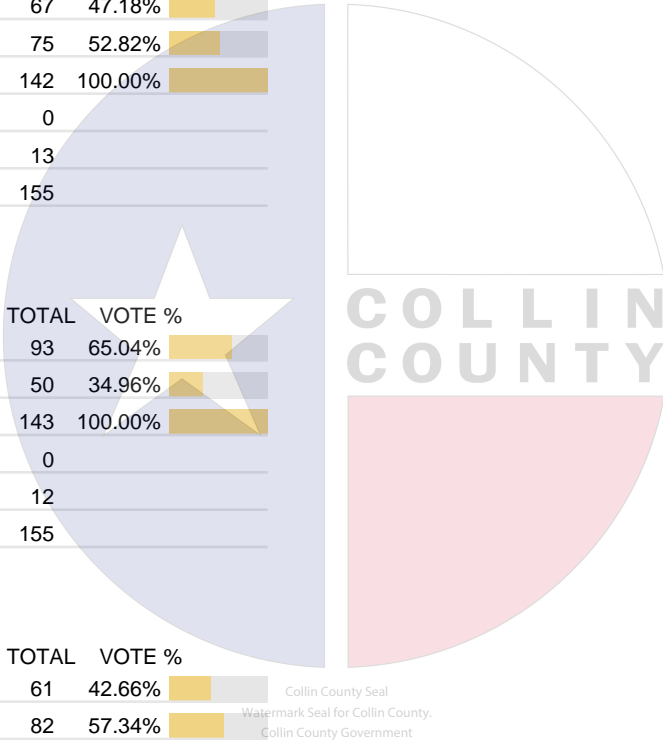
	TOTAL	VOTE %	
FOR THE MEASURE	93	65.04%	<div><div></div></div>
AGAINST THE MEASURE	50	34.96%	<div><div></div></div>
Total Votes Cast	143	100.00%	<div><div></div></div>
Overvotes	0		
Undervotes	12		
Contest Totals	155		

Proposition G – City of Wylie  
Vote For 1

	TOTAL	VOTE %	
FOR THE MEASURE	61	42.66%	<div><div></div></div>
AGAINST THE MEASURE	82	57.34%	<div><div></div></div>
Total Votes Cast	143	100.00%	<div><div></div></div>
Overvotes	0		
Undervotes	12		
Contest Totals	155		

Proposition H – City of Wylie  
Vote For 1




	TOTAL	VOTE %	
FOR THE MEASURE	43	30.50%	<div><div></div></div>
AGAINST THE MEASURE	98	69.50%	<div><div></div></div>
Total Votes Cast	141	100.00%	<div><div></div></div>
Overvotes	0		
Undervotes	14		
Contest Totals	155		



## PCT 196




### Proposition I – City of Wylie

Vote For 1

	TOTAL	VOTE %	
FOR THE MEASURE	85	62.04%	
AGAINST THE MEASURE	52	37.96%	
Total Votes Cast	137	100.00%	
Overvotes	0		
Undervotes	18		
Contest Totals	155		




### Proposition J – City of Wylie

Vote For 1

	TOTAL	VOTE %	
FOR THE MEASURE	119	82.07%	
AGAINST THE MEASURE	26	17.93%	
Total Votes Cast	145	100.00%	
Overvotes	0		
Undervotes	10		
Contest Totals	155		




### Proposition K – City of Wylie

Vote For 1

	TOTAL	VOTE %	
FOR THE MEASURE	73	52.14%	
AGAINST THE MEASURE	67	47.86%	
Total Votes Cast	140	100.00%	
Overvotes	0		
Undervotes	15		
Contest Totals	155		




### Proposition L – City of Wylie

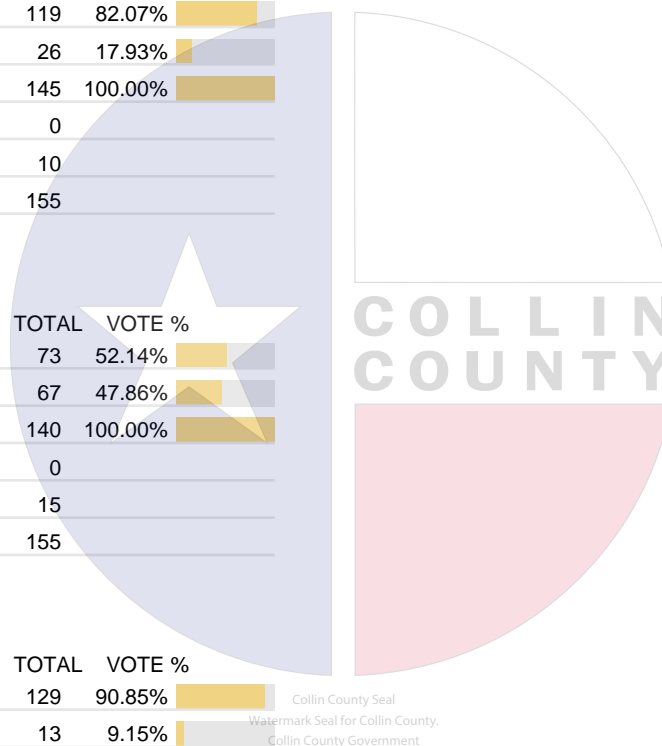
Vote For 1

	TOTAL	VOTE %	
FOR THE MEASURE	129	90.85%	
AGAINST THE MEASURE	13	9.15%	
Total Votes Cast	142	100.00%	
Overvotes	0		
Undervotes	13		
Contest Totals	155		

### Proposition M – City of Wylie

Vote For 1

	TOTAL	VOTE %	
FOR THE MEASURE	69	47.92%	
AGAINST THE MEASURE	75	52.08%	
Total Votes Cast	144	100.00%	
Overvotes	0		
Undervotes	11		
Contest Totals	155		








## PCT 196




### Proposition N – City of Wylie

Vote For 1

	TOTAL	VOTE %	
FOR THE MEASURE	49	36.57%	
AGAINST THE MEASURE	85	63.43%	
Total Votes Cast	134	100.00%	
Overvotes	0		
Undervotes	21		
Contest Totals	155		




### Proposition O – City of Wylie

Vote For 1

	TOTAL	VOTE %	
FOR THE MEASURE	97	71.32%	
AGAINST THE MEASURE	39	28.68%	
Total Votes Cast	136	100.00%	
Overvotes	0		
Undervotes	19		
Contest Totals	155		




### Proposition P – City of Wylie

Vote For 1

	TOTAL	VOTE %	
FOR THE MEASURE	84	60.87%	
AGAINST THE MEASURE	54	39.13%	
Total Votes Cast	138	100.00%	
Overvotes	0		
Undervotes	17		
Contest Totals	155		




### Proposition Q – City of Wylie

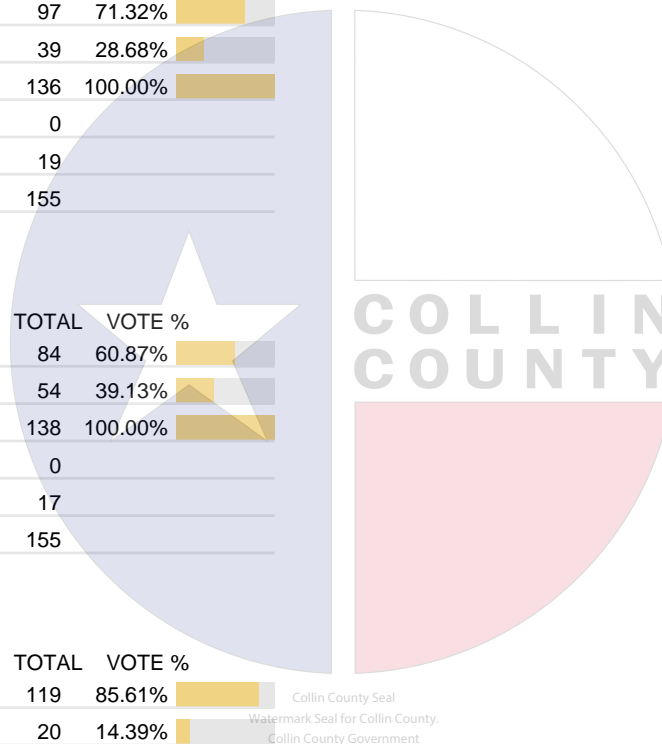
Vote For 1

	TOTAL	VOTE %	
FOR THE MEASURE	119	85.61%	
AGAINST THE MEASURE	20	14.39%	
Total Votes Cast	139	100.00%	
Overvotes	0		
Undervotes	16		
Contest Totals	155		

### Proposition R – City of Wylie

Vote For 1

	TOTAL	VOTE %	
FOR THE MEASURE	72	51.43%	
AGAINST THE MEASURE	68	48.57%	
Total Votes Cast	140	100.00%	
Overvotes	0		
Undervotes	15		
Contest Totals	155		



## PCT 196

### Proposition S – City of Wylie

Vote For 1

	TOTAL	VOTE %	
FOR THE MEASURE	100	73.53%	<div><div></div></div>
AGAINST THE MEASURE	36	26.47%	<div><div></div></div>
Total Votes Cast	136	100.00%	<div><div></div></div>
Overvotes	0		
Undervotes	19		
Contest Totals	155		

### Proposition T – City of Wylie

Vote For 1

	TOTAL	VOTE %	
FOR THE MEASURE	33	23.24%	<div><div></div></div>
AGAINST THE MEASURE	109	76.76%	<div><div></div></div>
Total Votes Cast	142	100.00%	<div><div></div></div>
Overvotes	0		
Undervotes	13		
Contest Totals	155		

### Proposition U – City of Wylie

Vote For 1

	TOTAL	VOTE %	
FOR THE MEASURE	105	75.54%	<div><div></div></div>
AGAINST THE MEASURE	34	24.46%	<div><div></div></div>
Total Votes Cast	139	100.00%	<div><div></div></div>
Overvotes	0		
Undervotes	16		
Contest Totals	155		

### Proposition V – City of Wylie

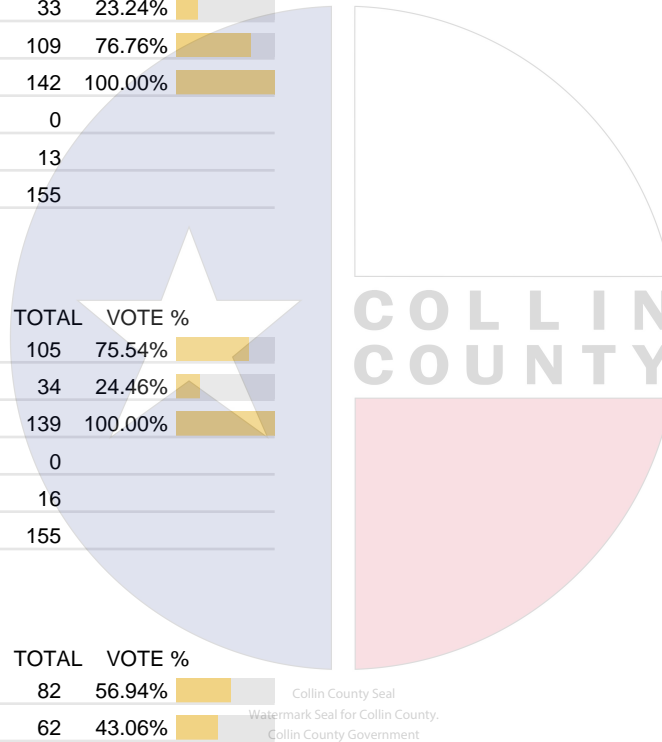
Vote For 1

	TOTAL	VOTE %	
FOR THE MEASURE	82	56.94%	<div><div></div></div>
AGAINST THE MEASURE	62	43.06%	<div><div></div></div>
Total Votes Cast	144	100.00%	<div><div></div></div>
Overvotes	0		
Undervotes	11		
Contest Totals	155		

### Proposition W – City of Wylie

Vote For 1

	TOTAL	VOTE %	
FOR THE MEASURE	103	73.57%	<div><div></div></div>
AGAINST THE MEASURE	37	26.43%	<div><div></div></div>
Total Votes Cast	140	100.00%	<div><div></div></div>
Overvotes	0		
Undervotes	15		
Contest Totals	155		



## PCT 196

### Proposition X – City of Wylie

Vote For 1

	TOTAL	VOTE %	
FOR THE MEASURE	104	75.91%	<div><div></div><div></div><div></div></div>
AGAINST THE MEASURE	33	24.09%	<div><div></div><div></div><div></div></div>
Total Votes Cast	137	100.00%	<div><div></div><div></div><div></div></div>
Overvotes	0		
Undervotes	18		
Contest Totals	155		

### Proposition Y – City of Wylie

Vote For 1

	TOTAL	VOTE %	
FOR THE MEASURE	98	72.06%	<div><div></div><div></div><div></div></div>
AGAINST THE MEASURE	38	27.94%	<div><div></div><div></div><div></div></div>
Total Votes Cast	136	100.00%	<div><div></div><div></div><div></div></div>
Overvotes	0		
Undervotes	19		
Contest Totals	155		

### Proposition Z – City of Wylie

Vote For 1

	TOTAL	VOTE %	
FOR THE MEASURE	43	30.28%	<div><div></div><div></div><div></div></div>
AGAINST THE MEASURE	99	69.72%	<div><div></div><div></div><div></div></div>
Total Votes Cast	142	100.00%	<div><div></div><div></div><div></div></div>
Overvotes	0		
Undervotes	13		
Contest Totals	155		

### Trustee, Place 1 – Plano ISD

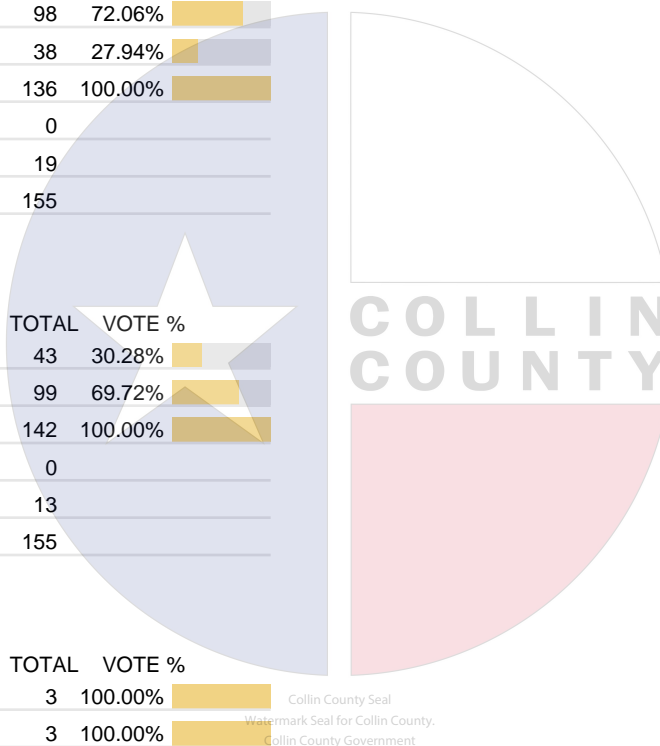
Vote For 1

	TOTAL	VOTE %	
Lauren Tyra	3	100.00%	<div><div></div><div></div><div></div></div>
Total Votes Cast	3	100.00%	<div><div></div><div></div><div></div></div>
Overvotes	0		
Undervotes	3		
Contest Totals	6		

### Trustee, Place 2 – Plano ISD

Vote For 1

	TOTAL	VOTE %	
Sam Johnson	3	75.00%	<div><div></div><div></div><div></div></div>
Xiomar Pierre	1	25.00%	<div><div></div><div></div><div></div></div>
Total Votes Cast	4	100.00%	<div><div></div><div></div><div></div></div>
Overvotes	0		
Undervotes	2		
Contest Totals	6		



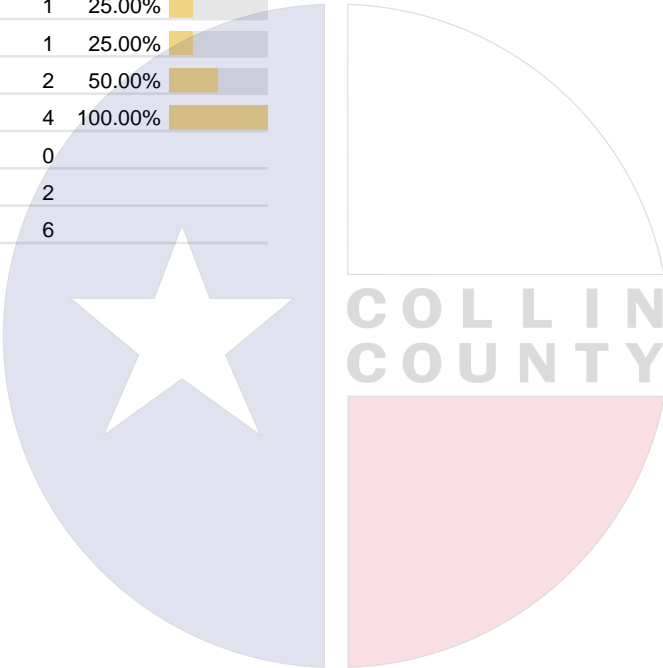
PCT 196

Trustee, Place 3 – Plano ISD  
Vote For 1

	TOTAL	VOTE %	
Nancy C. Humphrey	3	75.00%	<div><div></div></div>
Harper Weaver	1	25.00%	<div><div></div></div>
Total Votes Cast	4	100.00%	<div><div></div></div>
Overvotes	0		
Undervotes	2		
Contest Totals	6		

Trustee, Place 6 – Plano ISD  
Vote For 1

	TOTAL	VOTE %	
Andrew Rettke	1	25.00%	<div><div></div></div>
Elisa Klein	1	25.00%	<div><div></div></div>
Dash Weerasinghe	2	50.00%	<div><div></div></div>
Total Votes Cast	4	100.00%	<div><div></div></div>
Overvotes	0		
Undervotes	2		
Contest Totals	6		



Collin County Seal  
Watermark Seal for Collin County.  
Collin County Government

PCT 197

Statistics	TOTAL
Registered Voters - Total	1,239
Ballots Cast - Total	117
Voter Turnout - Total	9.44%

Trustee, Place 4 - Collin Co. Comm. College Dist.  
Vote For 1

	TOTAL	VOTE %	
Tamara Thomas	62	57.94%	<div><div></div></div>
Staci L. Weaver	45	42.06%	<div><div></div></div>
Total Votes Cast	107	100.00%	<div><div></div></div>
Overvotes	0		
Undervotes	10		
Contest Totals	117		

Trustee, Place 5 - Collin Co. Comm. College Dist.  
Vote For 1

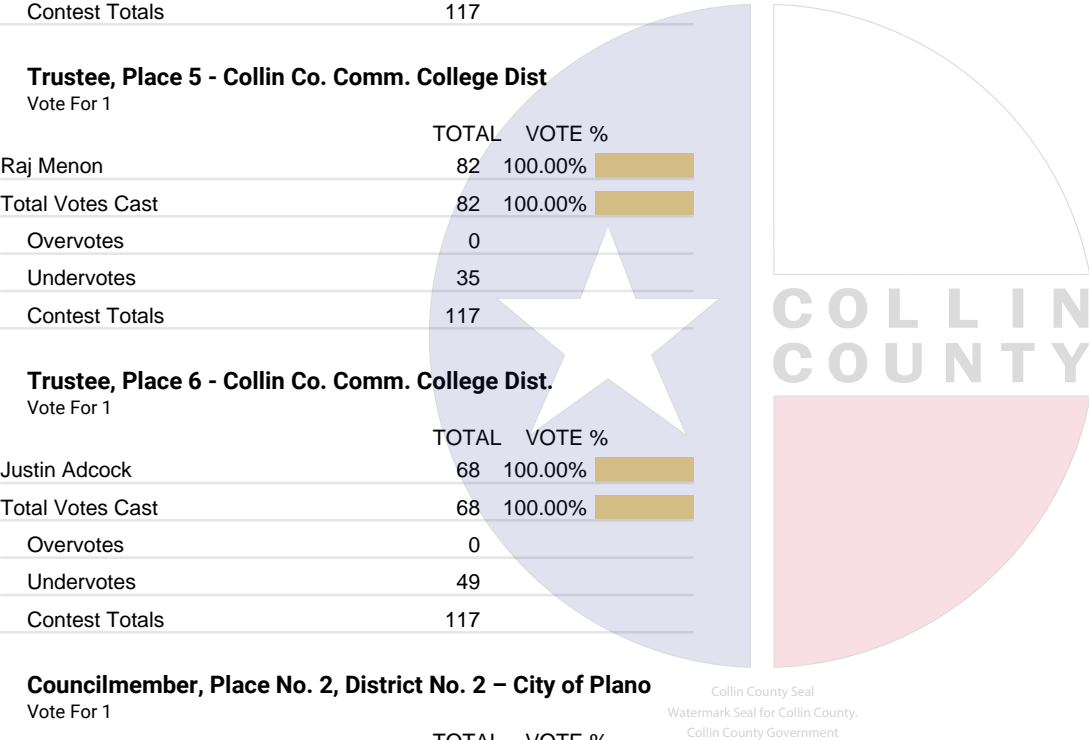
	TOTAL	VOTE %	
Raj Menon	82	100.00%	<div><div></div></div>
Total Votes Cast	82	100.00%	<div><div></div></div>
Overvotes	0		
Undervotes	35		
Contest Totals	117		

Trustee, Place 6 - Collin Co. Comm. College Dist.  
Vote For 1

	TOTAL	VOTE %	
Justin Adcock	68	100.00%	<div><div></div></div>
Total Votes Cast	68	100.00%	<div><div></div></div>
Overvotes	0		
Undervotes	49		
Contest Totals	117		

Councilmember, Place No. 2, District No. 2 – City of Plano  
Vote For 1

	TOTAL	VOTE %	
Bob Kehr	68	61.82%	<div><div></div></div>
Carson K. Underwood	16	14.55%	<div><div></div></div>
Douglas Reeves	26	23.64%	<div><div></div></div>
Total Votes Cast	110	100.00%	<div><div></div></div>
Overvotes	0		
Undervotes	7		
Contest Totals	117		



## PCT 197

### Councilmember, Place No. 4, District No. 4 – City of Plano

Vote For 1

	TOTAL	VOTE %	
Cody Weaver	37	34.58%	<div><div></div></div>
Christene “Chris” Krupa Downs	70	65.42%	<div><div></div></div>
Total Votes Cast	107	100.00%	<div><div></div></div>
Overvotes	0		
Undervotes	10		
Contest Totals	117		

### Councilmember, Place No. 6, Mayor – City of Plano

Vote For 1

	TOTAL	VOTE %	
John Muns	90	100.00%	<div><div></div></div>
Total Votes Cast	90	100.00%	<div><div></div></div>
Overvotes	0		
Undervotes	27		
Contest Totals	117		

### Councilmember, Place No. 8 – City of Plano

Vote For 1

	TOTAL	VOTE %	
Vidal Quintanilla	64	59.81%	<div><div></div></div>
Hayden Padgett	43	40.19%	<div><div></div></div>
Total Votes Cast	107	100.00%	<div><div></div></div>
Overvotes	0		
Undervotes	10		
Contest Totals	117		

### Councilmember, Place No. 5, Unexpired Term – City of Plano

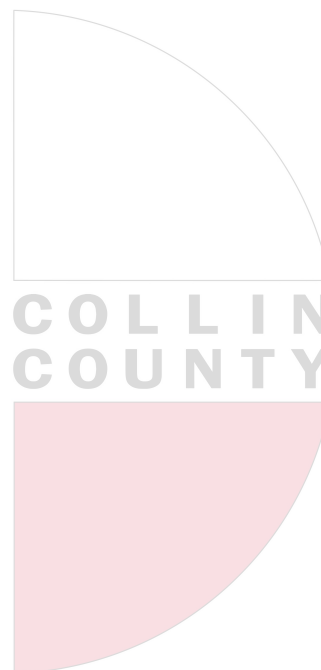
Vote For 1

	TOTAL	VOTE %	
Gary Cary	39	37.14%	<div><div></div></div>
Steve Lavine	66	62.86%	<div><div></div></div>
Total Votes Cast	105	100.00%	<div><div></div></div>
Overvotes	0		
Undervotes	12		
Contest Totals	117		

### Proposition A – City of Plano

Vote For 1

	TOTAL	VOTE %	
For	87	76.32%	<div><div></div></div>
Against	27	23.68%	<div><div></div></div>
Total Votes Cast	114	100.00%	<div><div></div></div>
Overvotes	0		
Undervotes	3		
Contest Totals	117		



## PCT 197

### Proposition B – City of Plano

Vote For 1

	TOTAL	VOTE %	
For	63	55.26%	<div><div></div></div>
Against	51	44.74%	<div><div></div></div>
Total Votes Cast	114	100.00%	<div><div></div></div>
Overvotes	0		
Undervotes	3		
Contest Totals	117		

### Proposition C – City of Plano

Vote For 1

	TOTAL	VOTE %	
For	65	58.56%	<div><div></div></div>
Against	46	41.44%	<div><div></div></div>
Total Votes Cast	111	100.00%	<div><div></div></div>
Overvotes	0		
Undervotes	6		
Contest Totals	117		

### Proposition D – City of Plano

Vote For 1

	TOTAL	VOTE %	
For	74	67.27%	<div><div></div></div>
Against	36	32.73%	<div><div></div></div>
Total Votes Cast	110	100.00%	<div><div></div></div>
Overvotes	0		
Undervotes	7		
Contest Totals	117		

### Proposition E – City of Plano

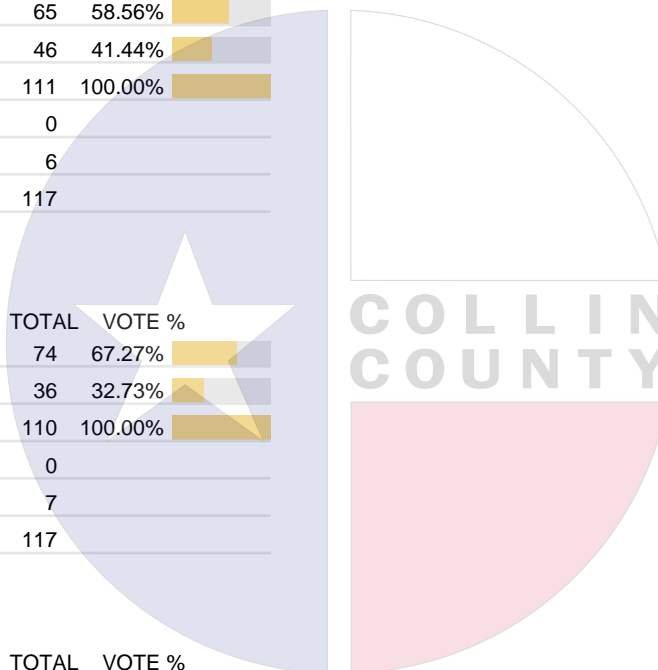
Vote For 1

	TOTAL	VOTE %	
For	65	60.19%	<div><div></div></div>
Against	43	39.81%	<div><div></div></div>
Total Votes Cast	108	100.00%	<div><div></div></div>
Overvotes	0		
Undervotes	9		
Contest Totals	117		

### Proposition F – City of Plano

Vote For 1

	TOTAL	VOTE %	
For	75	66.96%	<div><div></div></div>
Against	37	33.04%	<div><div></div></div>
Total Votes Cast	112	100.00%	<div><div></div></div>
Overvotes	0		
Undervotes	5		
Contest Totals	117		



Collin County Seal  
Watermark Seal for Collin County.  
Collin County Government

## PCT 197

### Proposition G – City of Plano

Vote For 1

	TOTAL	VOTE %	
For	78	69.64%	<div><div></div></div>
Against	34	30.36%	<div><div></div></div>
Total Votes Cast	112	100.00%	<div><div></div></div>
Overvotes	0		
Undervotes	5		
Contest Totals	117		

### Trustee, Place 1 – Plano ISD

Vote For 1

	TOTAL	VOTE %	
Lauren Tyra	81	100.00%	<div><div></div></div>
Total Votes Cast	81	100.00%	<div><div></div></div>
Overvotes	0		
Undervotes	36		
Contest Totals	117		

### Trustee, Place 2 – Plano ISD

Vote For 1

	TOTAL	VOTE %	
Sam Johnson	77	81.05%	<div><div></div></div>
Xiomar Pierre	18	18.95%	<div><div></div></div>
Total Votes Cast	95	100.00%	<div><div></div></div>
Overvotes	0		
Undervotes	22		
Contest Totals	117		

### Trustee, Place 3 – Plano ISD


Vote For 1

	TOTAL	VOTE %	
Nancy C. Humphrey	78	79.59%	<div><div></div></div>
Harper Weaver	20	20.41%	<div><div></div></div>
Total Votes Cast	98	100.00%	<div><div></div></div>
Overvotes	0		
Undervotes	19		
Contest Totals	117		

### Trustee, Place 6 – Plano ISD

Vote For 1

	TOTAL	VOTE %	
Andrew Rettke	11	11.22%	<div><div></div></div>
Elisa Klein	65	66.33%	<div><div></div></div>
Dash Weerasinghe	22	22.45%	<div><div></div></div>
Total Votes Cast	98	100.00%	<div><div></div></div>
Overvotes	0		
Undervotes	19		
Contest Totals	117		



Collin County Seal  
Watermark Seal for Collin County,  
Collin County Government



PCT 199

Statistics	TOTAL
Registered Voters - Total	4,140
Ballots Cast - Total	397
Voter Turnout - Total	9.59%

Trustee, Place 4 - Collin Co. Comm. College Dist.  
Vote For 1

	TOTAL	VOTE %
Tamara Thomas	61	22.59%
Staci L. Weaver	209	77.41%
Total Votes Cast	270	100.00%
Overvotes	0	
Undervotes	127	
Contest Totals	397	

Trustee, Place 5 - Collin Co. Comm. College Dist.  
Vote For 1

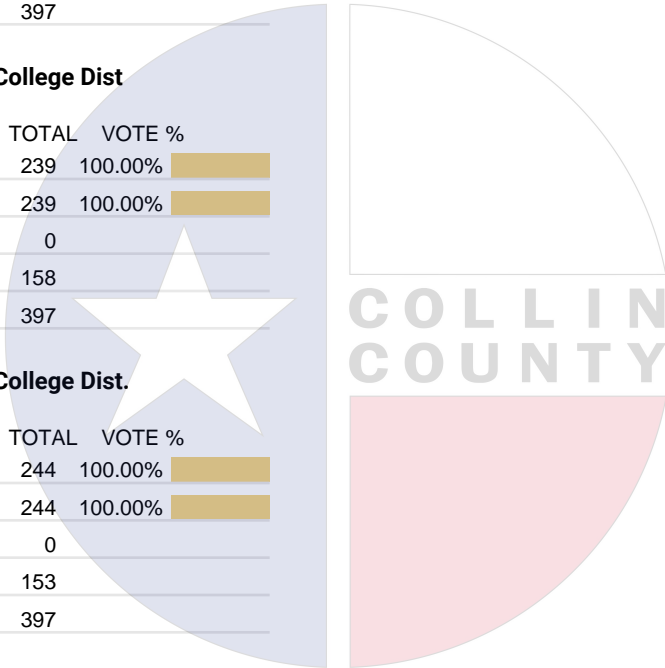
	TOTAL	VOTE %
Raj Menon	239	100.00%
Total Votes Cast	239	100.00%
Overvotes	0	
Undervotes	158	
Contest Totals	397	

Trustee, Place 6 - Collin Co. Comm. College Dist.  
Vote For 1

	TOTAL	VOTE %
Justin Adcock	244	100.00%
Total Votes Cast	244	100.00%
Overvotes	0	
Undervotes	153	
Contest Totals	397	

School Board Trustee, Place 1 – Prosper ISD  
Vote For 1

	TOTAL	VOTE %
Jorden Dial	278	100.00%
Total Votes Cast	278	100.00%
Overvotes	0	
Undervotes	119	
Contest Totals	397	



Collin County Seal  
Watermark Seal for Collin County,  
Collin County Government

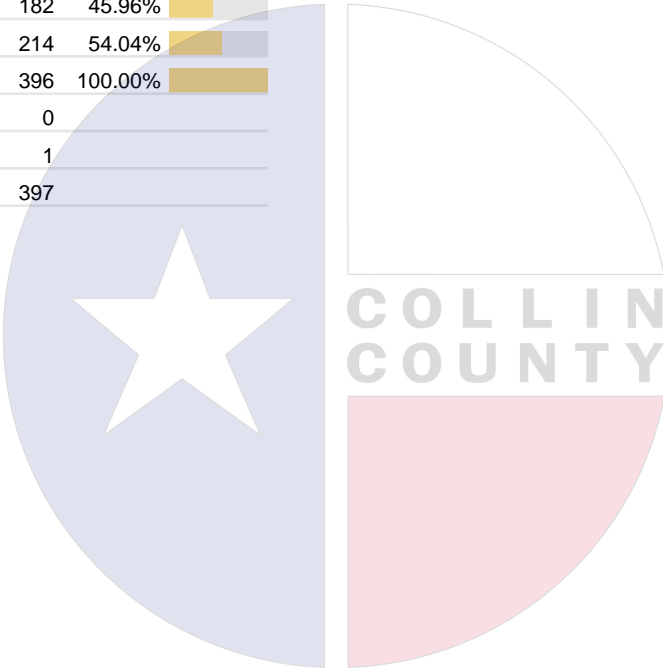
PCT 199

School Board Trustee, Place 3 – Prosper ISD  
Vote For 1

	TOTAL	VOTE %	
Scott Bray	195	50.39%	<div><div></div></div>
Kelly P. Cavender	192	49.61%	<div><div></div></div>
Total Votes Cast	387	100.00%	<div><div></div></div>
Overvotes	0		
Undervotes	10		
Contest Totals	397		

School Board Trustee, Place 6 – Prosper ISD  
Vote For 1

	TOTAL	VOTE %	
Janette Church	182	45.96%	<div><div></div></div>
Garrett Linker	214	54.04%	<div><div></div></div>
Total Votes Cast	396	100.00%	<div><div></div></div>
Overvotes	0		
Undervotes	1		
Contest Totals	397		



Collin County Seal  
Watermark Seal for Collin County.  
Collin County Government

PCT 200

Statistics	TOTAL
Registered Voters - Total	2,919
Ballots Cast - Total	352
Voter Turnout - Total	12.06%

Trustee, Place 4 - Collin Co. Comm. College Dist.  
Vote For 1

	TOTAL	VOTE %
Tamara Thomas	82	34.45%
Staci L. Weaver	156	65.55%
Total Votes Cast	238	100.00%
Overvotes	0	
Undervotes	114	
Contest Totals	352	

Trustee, Place 5 - Collin Co. Comm. College Dist.  
Vote For 1

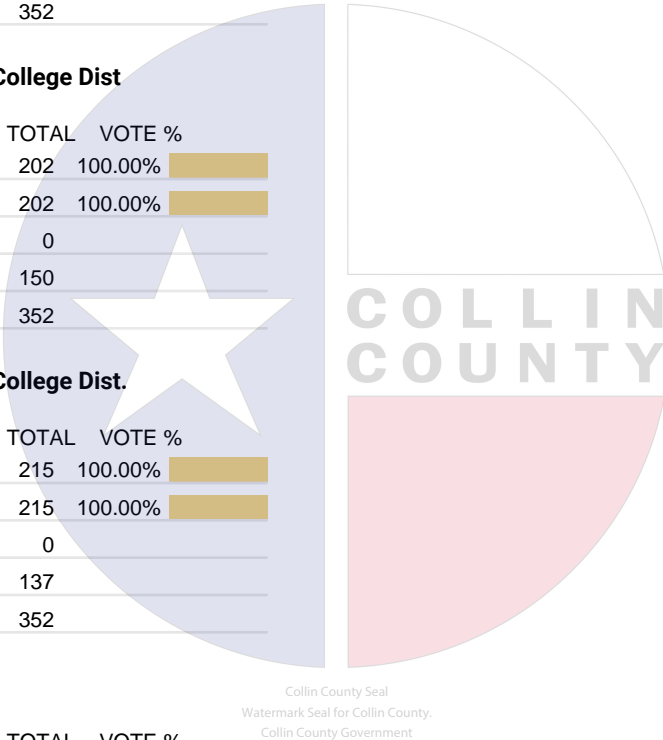
	TOTAL	VOTE %
Raj Menon	202	100.00%
Total Votes Cast	202	100.00%
Overvotes	0	
Undervotes	150	
Contest Totals	352	

Trustee, Place 6 - Collin Co. Comm. College Dist.  
Vote For 1

	TOTAL	VOTE %
Justin Adcock	215	100.00%
Total Votes Cast	215	100.00%
Overvotes	0	
Undervotes	137	
Contest Totals	352	

Mayor – City of Melissa  
Vote For 1

	TOTAL	VOTE %
Rajae Kennedy	35	13.46%
Jay Northcut	225	86.54%
Total Votes Cast	260	100.00%
Overvotes	0	
Undervotes	18	
Contest Totals	278	



PCT 200

Trustee, Place 6 – Melissa ISD  
Vote For 1

	TOTAL	VOTE %	
Amy Feagin	226	100.00%	<div><div></div></div>
Total Votes Cast	226	100.00%	<div><div></div></div>
Overvotes	0		
Undervotes	126		
Contest Totals	352		

Trustee, Place 7 – Melissa ISD  
Vote For 1

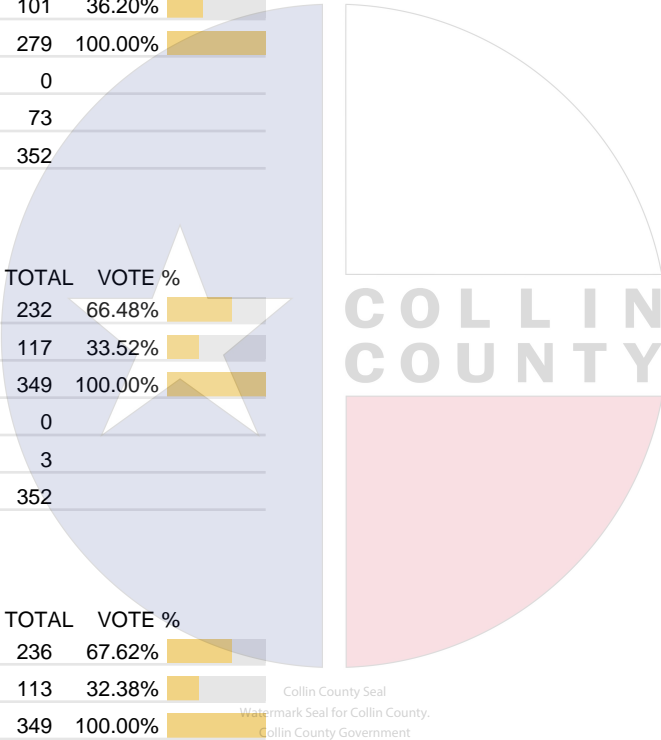
	TOTAL	VOTE %	
Paul Anderson	178	63.80%	<div><div></div><div></div></div>
Robyn Brown	101	36.20%	<div><div></div><div></div></div>
Total Votes Cast	279	100.00%	<div><div></div></div>
Overvotes	0		
Undervotes	73		
Contest Totals	352		

Proposition A – Melissa ISD  
Vote For 1

	TOTAL	VOTE %	
FOR	232	66.48%	<div><div></div><div></div></div>
AGAINST	117	33.52%	<div><div></div><div></div></div>
Total Votes Cast	349	100.00%	<div><div></div></div>
Overvotes	0		
Undervotes	3		
Contest Totals	352		

Proposition B – Melissa ISD  
Vote For 1

	TOTAL	VOTE %	
FOR	236	67.62%	<div><div></div><div></div></div>
AGAINST	113	32.38%	<div><div></div><div></div></div>
Total Votes Cast	349	100.00%	<div><div></div></div>
Overvotes	0		
Undervotes	3		
Contest Totals	352		



PCT 203

Statistics	TOTAL
Registered Voters - Total	3,026
Ballots Cast - Total	680
Voter Turnout - Total	22.47%

Trustee, Place 4 - Collin Co. Comm. College Dist.  
Vote For 1

	TOTAL	VOTE %
Tamara Thomas	179	36.76%
Staci L. Weaver	308	63.24%
Total Votes Cast	487	100.00%
Overvotes	0	
Undervotes	193	
Contest Totals	680	

Trustee, Place 5 - Collin Co. Comm. College Dist.  
Vote For 1

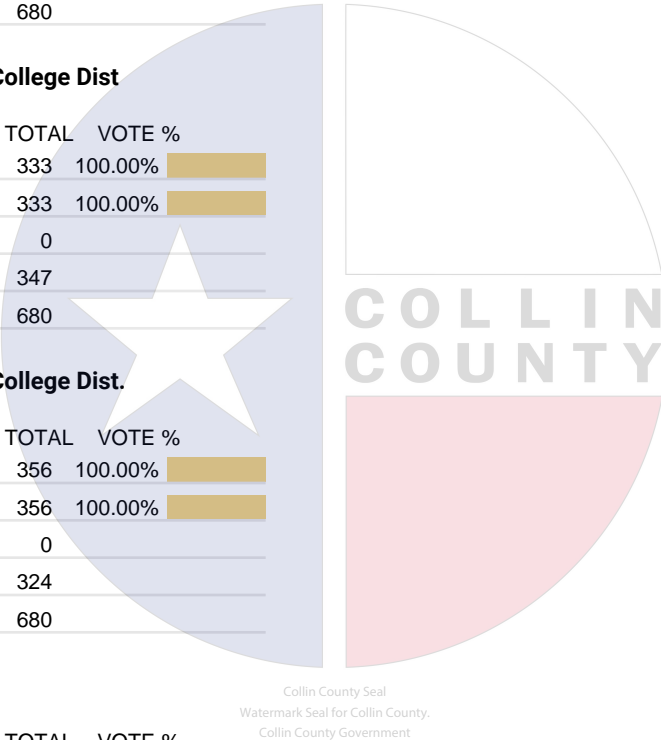
	TOTAL	VOTE %
Raj Menon	333	100.00%
Total Votes Cast	333	100.00%
Overvotes	0	
Undervotes	347	
Contest Totals	680	

Trustee, Place 6 - Collin Co. Comm. College Dist.  
Vote For 1

	TOTAL	VOTE %
Justin Adcock	356	100.00%
Total Votes Cast	356	100.00%
Overvotes	0	
Undervotes	324	
Contest Totals	680	

Mayor – City of McKinney  
Vote For 1

	TOTAL	VOTE %
Matt “Doc” Rostami	25	3.69%
Taylor Willingham	25	3.69%
Bill Cox	293	43.22%
Scott Sanford	335	49.41%
Total Votes Cast	678	100.00%
Overvotes	0	
Undervotes	2	
Contest Totals	680	



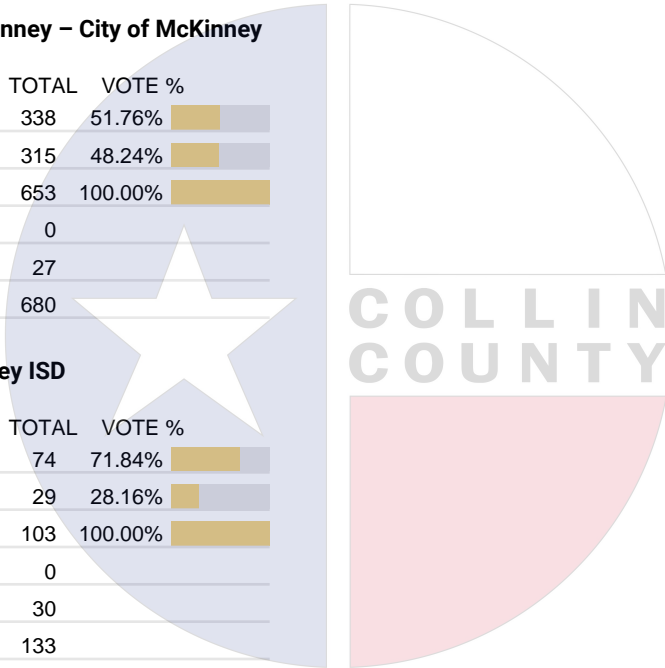
PCT 203

Council Member, At-Large No. 1 – City of McKinney		
Vote For 1		
	TOTAL	VOTE %
Brian J. Magnuson	116	19.46%
Derrick Tarver	76	12.75%
Ernest Lynch	262	43.96%
Taha Ansari	50	8.39%
Jim Garrison	92	15.44%
Total Votes Cast	596	100.00%
Overvotes	0	
Undervotes	84	
Contest Totals	680	

Council Member, District No. 3, McKinney – City of McKinney		
Vote For 1		
	TOTAL	VOTE %
Gere Feltus	338	51.76%
Tammy Warren	315	48.24%
Total Votes Cast	653	100.00%
Overvotes	0	
Undervotes	27	
Contest Totals	680	

Board of Trustees, Place 2 – McKinney ISD		
Vote For 1		
	TOTAL	VOTE %
Kenneth Ussery	74	71.84%
Deborah Klosky	29	28.16%
Total Votes Cast	103	100.00%
Overvotes	0	
Undervotes	30	
Contest Totals	133	

Board of Trustees, Place 7 – McKinney ISD		
Vote For 1		
	TOTAL	VOTE %
Harvey Oaxaca	431	100.00%
Total Votes Cast	431	100.00%
Overvotes	0	
Undervotes	249	
Contest Totals	680	



Collin County Seal  
Watermark Seal for Collin County,  
Collin County Government

PCT 204

Statistics	TOTAL
Registered Voters - Total	344
Ballots Cast - Total	95
Voter Turnout - Total	27.62%

Trustee, Place 4 - Collin Co. Comm. College Dist.  
Vote For 1

	TOTAL	VOTE %
Tamara Thomas	14	19.72%
Staci L. Weaver	57	80.28%
Total Votes Cast	71	100.00%
Overvotes	0	
Undervotes	24	
Contest Totals	95	

Trustee, Place 5 - Collin Co. Comm. College Dist.  
Vote For 1

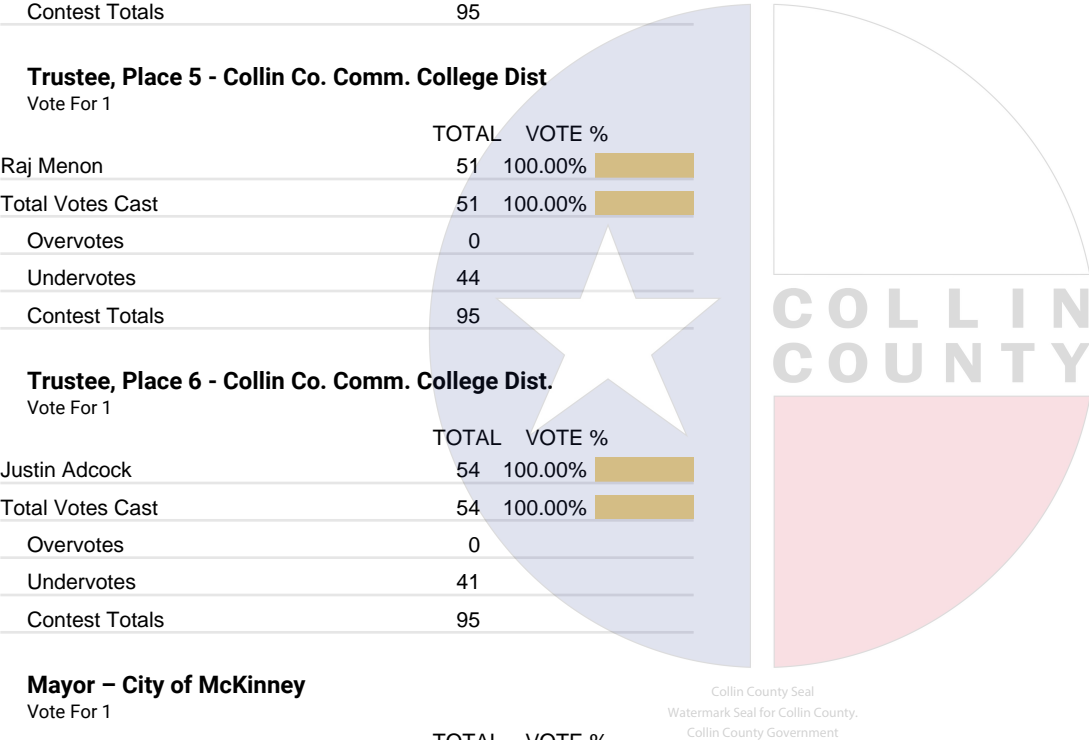
	TOTAL	VOTE %
Raj Menon	51	100.00%
Total Votes Cast	51	100.00%
Overvotes	0	
Undervotes	44	
Contest Totals	95	

Trustee, Place 6 - Collin Co. Comm. College Dist.  
Vote For 1

	TOTAL	VOTE %
Justin Adcock	54	100.00%
Total Votes Cast	54	100.00%
Overvotes	0	
Undervotes	41	
Contest Totals	95	

Mayor – City of McKinney  
Vote For 1

	TOTAL	VOTE %
Matt “Doc” Rostami	1	1.06%
Taylor Willingham	5	5.32%
Bill Cox	47	50.00%
Scott Sanford	41	43.62%
Total Votes Cast	94	100.00%
Overvotes	0	
Undervotes	1	
Contest Totals	95	



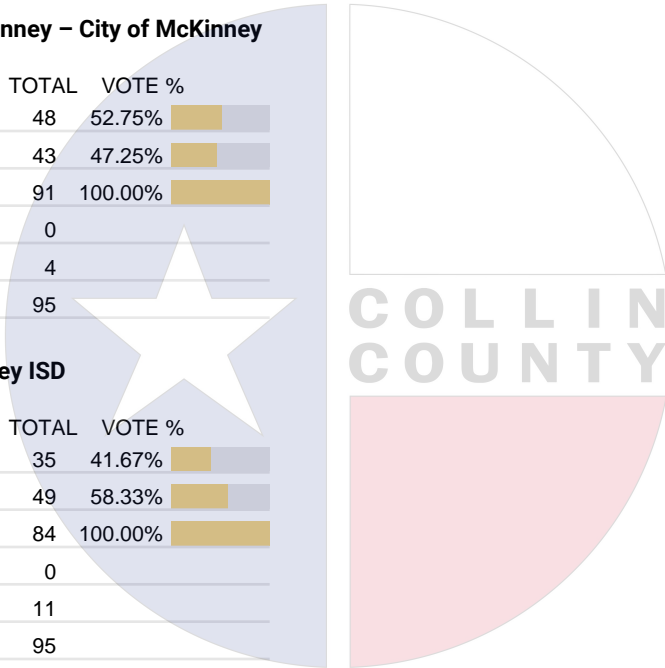
PCT 204

Council Member, At-Large No. 1 – City of McKinney		
Vote For 1		
	TOTAL	VOTE %
Brian J. Magnuson	15	17.24%
Derrick Tarver	9	10.34%
Ernest Lynch	28	32.18%
Taha Ansari	3	3.45%
Jim Garrison	32	36.78%
Total Votes Cast	87	100.00%
Overvotes	0	
Undervotes	8	
Contest Totals	95	

Council Member, District No. 3, McKinney – City of McKinney		
Vote For 1		
	TOTAL	VOTE %
Gere Feltus	48	52.75%
Tammy Warren	43	47.25%
Total Votes Cast	91	100.00%
Overvotes	0	
Undervotes	4	
Contest Totals	95	

Board of Trustees, Place 3 – McKinney ISD		
Vote For 1		
	TOTAL	VOTE %
Chad Green	35	41.67%
Corey Homer	49	58.33%
Total Votes Cast	84	100.00%
Overvotes	0	
Undervotes	11	
Contest Totals	95	

Board of Trustees, Place 7 – McKinney ISD		
Vote For 1		
	TOTAL	VOTE %
Harvey Oaxaca	55	100.00%
Total Votes Cast	55	100.00%
Overvotes	0	
Undervotes	40	
Contest Totals	95	



Collin County Seal  
Watermark Seal for Collin County,  
Collin County Government



PCT 206

Statistics	TOTAL
Registered Voters - Total	1,921
Ballots Cast - Total	314
Voter Turnout - Total	16.35%

Trustee, Place 4 - Collin Co. Comm. College Dist.  
Vote For 1

	TOTAL	VOTE %
Tamara Thomas	99	40.24%
Staci L. Weaver	147	59.76%
Total Votes Cast	246	100.00%
Overvotes	0	
Undervotes	68	
Contest Totals	314	

Trustee, Place 5 - Collin Co. Comm. College Dist.  
Vote For 1

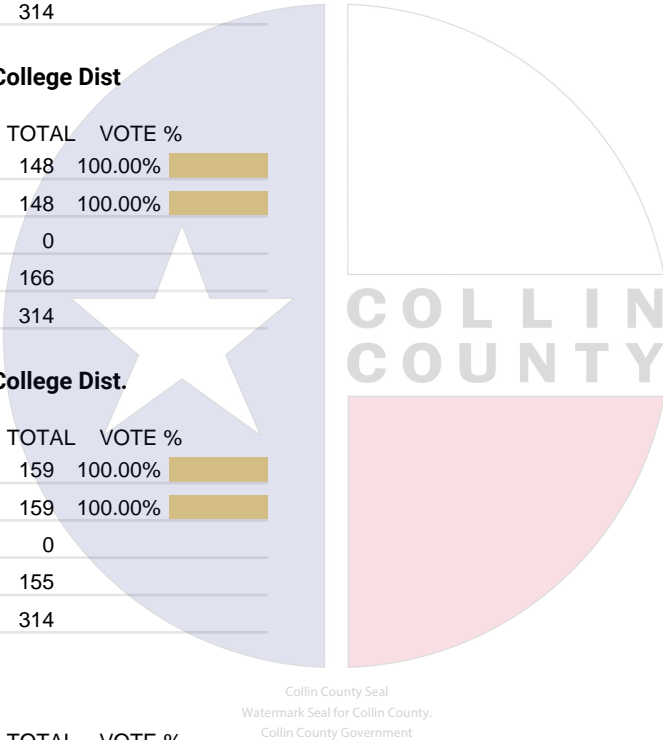
	TOTAL	VOTE %
Raj Menon	148	100.00%
Total Votes Cast	148	100.00%
Overvotes	0	
Undervotes	166	
Contest Totals	314	

Trustee, Place 6 - Collin Co. Comm. College Dist.  
Vote For 1

	TOTAL	VOTE %
Justin Adcock	159	100.00%
Total Votes Cast	159	100.00%
Overvotes	0	
Undervotes	155	
Contest Totals	314	

Mayor – City of McKinney  
Vote For 1

	TOTAL	VOTE %
Matt “Doc” Rostami	23	7.40%
Taylor Willingham	22	7.07%
Bill Cox	134	43.09%
Scott Sanford	132	42.44%
Total Votes Cast	311	100.00%
Overvotes	0	
Undervotes	3	
Contest Totals	314	



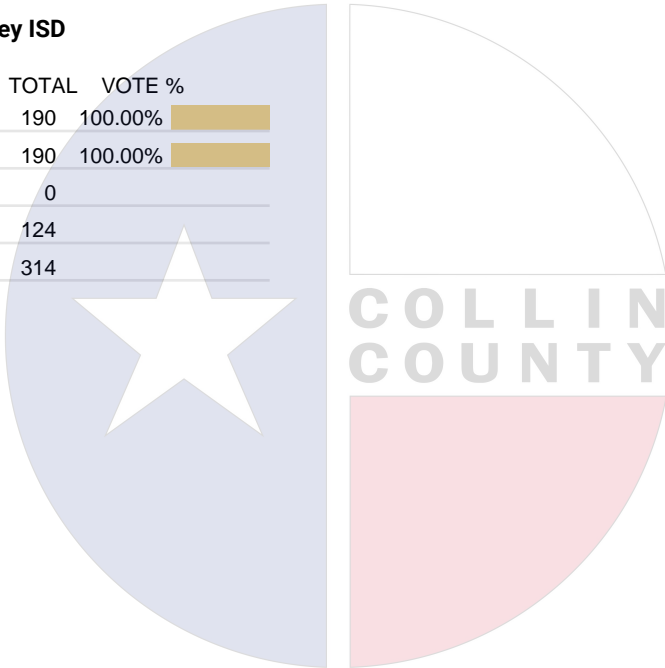
PCT 206

Council Member, At-Large No. 1 – City of McKinney

	TOTAL	VOTE %	
Brian J. Magnuson	53	19.06%	<div><div></div></div>
Derrick Tarver	52	18.70%	<div><div></div></div>
Ernest Lynch	85	30.58%	<div><div></div></div>
Taha Ansari	35	12.59%	<div><div></div></div>
Jim Garrison	53	19.06%	<div><div></div></div>
Total Votes Cast	278	100.00%	<div><div></div></div>
Overvotes	0		
Undervotes	36		
Contest Totals	314		

Board of Trustees, Place 7 – McKinney ISD

	TOTAL	VOTE %	
Harvey Oaxaca	190	100.00%	<div><div></div></div>
Total Votes Cast	190	100.00%	<div><div></div></div>
Overvotes	0		
Undervotes	124		
Contest Totals	314		



Collin County Seal  
Watermark Seal for Collin County.  
Collin County Government

PCT 207

Statistics

	TOTAL
Registered Voters - Total	3,918
Ballots Cast - Total	535
Voter Turnout - Total	13.65%

Trustee, Place 4 - Collin Co. Comm. College Dist.

	TOTAL	VOTE %
Tamara Thomas	170	40.96%
Staci L. Weaver	245	59.04%
Total Votes Cast	415	100.00%
Overvotes	0	
Undervotes	120	
Contest Totals	535	

Trustee, Place 5 - Collin Co. Comm. College Dist

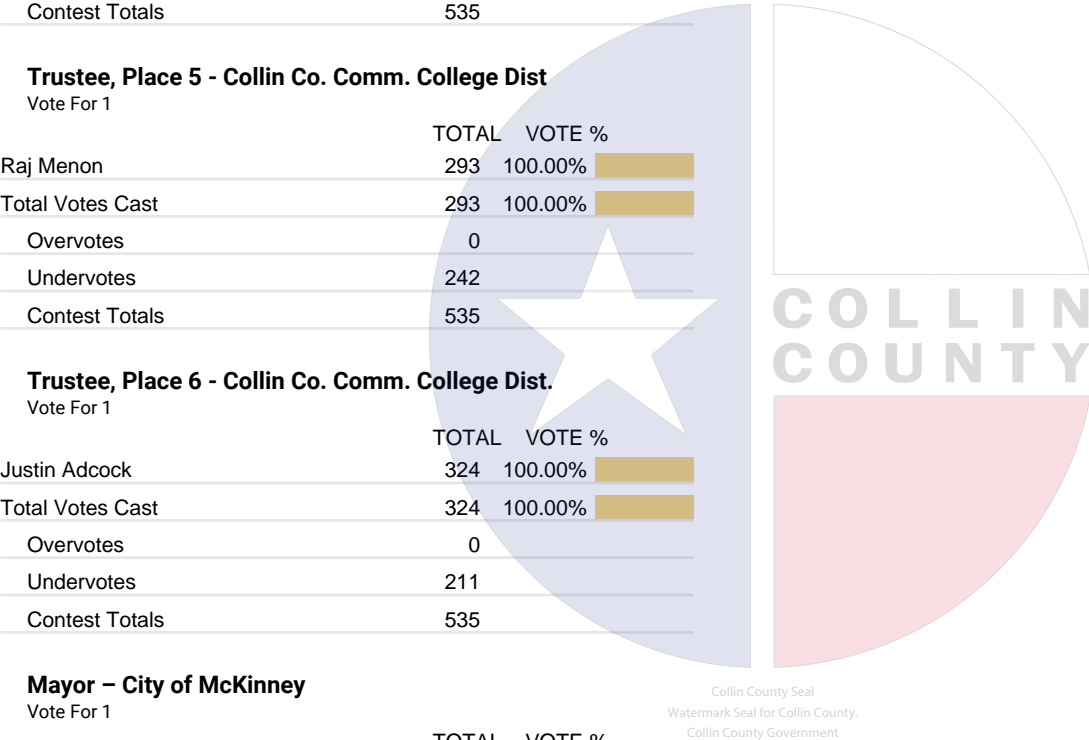
	TOTAL	VOTE %
Raj Menon	293	100.00%
Total Votes Cast	293	100.00%
Overvotes	0	
Undervotes	242	
Contest Totals	535	

Trustee, Place 6 - Collin Co. Comm. College Dist.

	TOTAL	VOTE %
Justin Adcock	324	100.00%
Total Votes Cast	324	100.00%
Overvotes	0	
Undervotes	211	
Contest Totals	535	

Mayor – City of McKinney

	TOTAL	VOTE %
Matt “Doc” Rostami	38	7.17%
Taylor Willingham	40	7.55%
Bill Cox	230	43.40%
Scott Sanford	222	41.89%
Total Votes Cast	530	100.00%
Overvotes	0	
Undervotes	5	
Contest Totals	535	



## PCT 207

### Council Member, At-Large No. 1 – City of McKinney

Vote For 1

	TOTAL	VOTE %	
Brian J. Magnuson	73	15.84%	<div><div></div></div>
Derrick Tarver	83	18.00%	<div><div></div></div>
Ernest Lynch	125	27.12%	<div><div></div></div>
Taha Ansari	67	14.53%	<div><div></div></div>
Jim Garrison	113	24.51%	<div><div></div></div>
Total Votes Cast	461	100.00%	<div><div></div></div>
Overvotes	0		
Undervotes	74		
Contest Totals	535		

### Council Member, District No. 1, McKinney – City of McKinney

Vote For 1

	TOTAL	VOTE %	
Justin Beller	0		
Total Votes Cast	0		
Overvotes	0		
Undervotes	0		
Contest Totals	0		

### Board of Trustees, Place 2 – McKinney ISD

Vote For 1

	TOTAL	VOTE %	
Kenneth Ussery	0		
Deborah Klosky	0		
Total Votes Cast	0		
Overvotes	0		
Undervotes	0		
Contest Totals	0		

### Board of Trustees, Place 7 – McKinney ISD

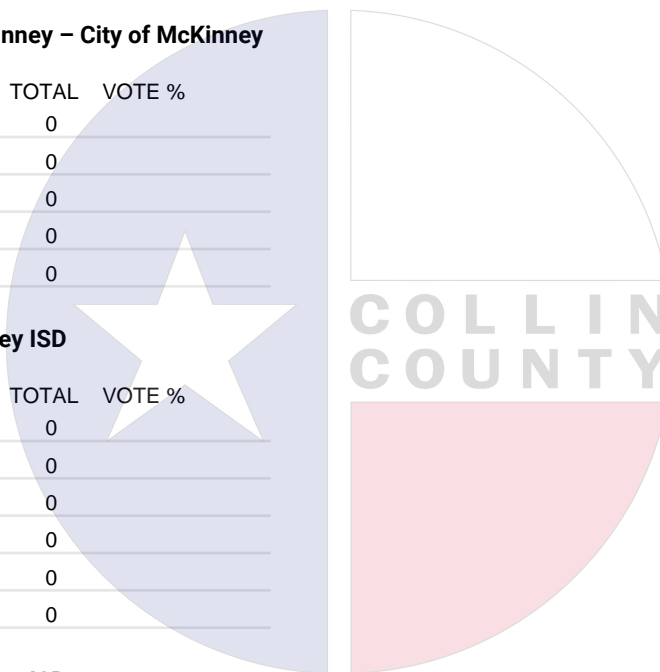
Vote For 1

	TOTAL	VOTE %	
Harvey Oaxaca	0		
Total Votes Cast	0		
Overvotes	0		
Undervotes	0		
Contest Totals	0		

### School Board Trustee, Place 1 – Prosper ISD

Vote For 1

	TOTAL	VOTE %	
Jorden Dial	334	100.00%	<div><div></div></div>
Total Votes Cast	334	100.00%	<div><div></div></div>
Overvotes	0		
Undervotes	201		
Contest Totals	535		



Collin County Seal  
Watermark Seal for Collin County,  
Collin County Government

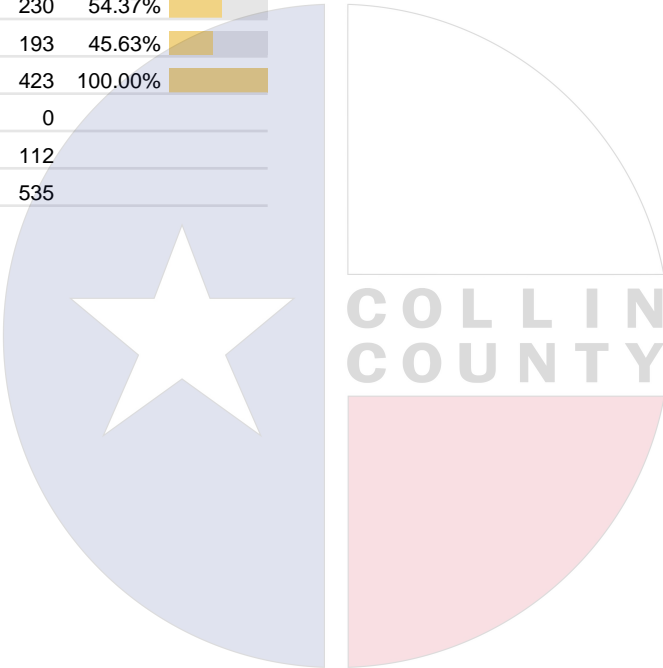
PCT 207

School Board Trustee, Place 3 – Prosper ISD  
Vote For 1

	TOTAL	VOTE %	
Scott Bray	206	49.88%	<div><div></div><div></div></div>
Kelly P. Cavender	207	50.12%	<div><div></div><div></div></div>
Total Votes Cast	413	100.00%	<div><div></div></div>
Overvotes	0		
Undervotes	122		
Contest Totals	535		

School Board Trustee, Place 6 – Prosper ISD  
Vote For 1

	TOTAL	VOTE %	
Janette Church	230	54.37%	<div><div></div><div></div></div>
Garrett Linker	193	45.63%	<div><div></div><div></div></div>
Total Votes Cast	423	100.00%	<div><div></div></div>
Overvotes	0		
Undervotes	112		
Contest Totals	535		



Collin County Seal  
Watermark Seal for Collin County.  
Collin County Government

PCT 208

Statistics	TOTAL
Registered Voters - Total	4,399
Ballots Cast - Total	523
Voter Turnout - Total	11.89%

Trustee, Place 4 - Collin Co. Comm. College Dist.  
Vote For 1

	TOTAL	VOTE %
Tamara Thomas	119	29.24%
Staci L. Weaver	288	70.76%
Total Votes Cast	407	100.00%
Overvotes	0	
Undervotes	116	
Contest Totals	523	

Trustee, Place 5 - Collin Co. Comm. College Dist.  
Vote For 1

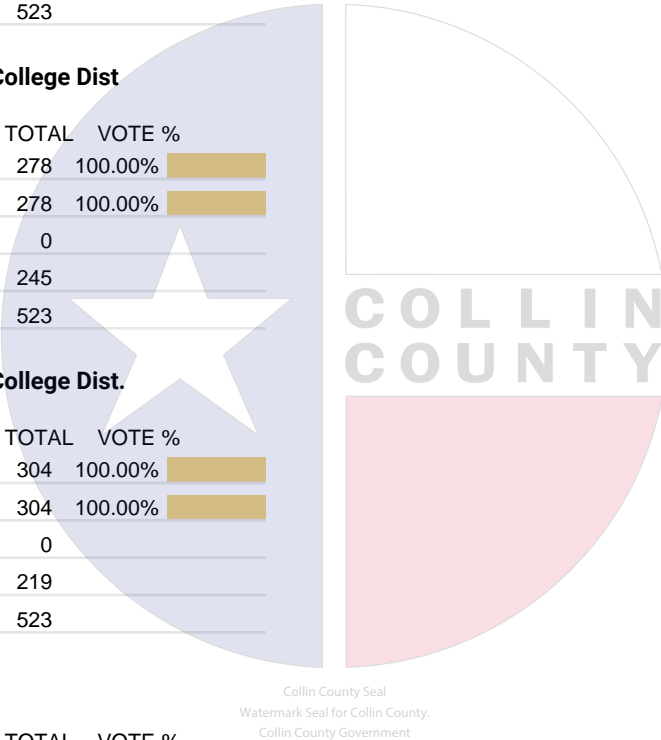
	TOTAL	VOTE %
Raj Menon	278	100.00%
Total Votes Cast	278	100.00%
Overvotes	0	
Undervotes	245	
Contest Totals	523	

Trustee, Place 6 - Collin Co. Comm. College Dist.  
Vote For 1

	TOTAL	VOTE %
Justin Adcock	304	100.00%
Total Votes Cast	304	100.00%
Overvotes	0	
Undervotes	219	
Contest Totals	523	

Mayor – City of McKinney  
Vote For 1

	TOTAL	VOTE %
Matt “Doc” Rostami	23	5.09%
Taylor Willingham	23	5.09%
Bill Cox	161	35.62%
Scott Sanford	245	54.20%
Total Votes Cast	452	100.00%
Overvotes	0	
Undervotes	3	
Contest Totals	455	



## PCT 208

### Council Member, At-Large No. 1 – City of McKinney

Vote For 1

	TOTAL	VOTE %	
Brian J. Magnuson	77	19.95%	<div><div></div></div>
Derrick Tarver	54	13.99%	<div><div></div></div>
Ernest Lynch	111	28.76%	<div><div></div></div>
Taha Ansari	61	15.80%	<div><div></div></div>
Jim Garrison	83	21.50%	<div><div></div></div>
Total Votes Cast	386	100.00%	<div><div></div></div>
Overvotes	0		
Undervotes	69		
Contest Totals	455		

### Council Member, District No. 1, McKinney – City of McKinney

Vote For 1

	TOTAL	VOTE %	
Justin Beller	133	100.00%	<div><div></div></div>
Total Votes Cast	133	100.00%	<div><div></div></div>
Overvotes	0		
Undervotes	90		
Contest Totals	223		

### Board of Trustees, Place 2 – McKinney ISD

Vote For 1

	TOTAL	VOTE %	
Kenneth Ussery	15	60.00%	<div><div></div></div>
Deborah Klosky	10	40.00%	<div><div></div></div>
Total Votes Cast	25	100.00%	<div><div></div></div>
Overvotes	0		
Undervotes	2		
Contest Totals	27		

### Board of Trustees, Place 7 – McKinney ISD

Vote For 1

	TOTAL	VOTE %	
Harvey Oaxaca	15	100.00%	<div><div></div></div>
Total Votes Cast	15	100.00%	<div><div></div></div>
Overvotes	0		
Undervotes	18		
Contest Totals	33		

### School Board Trustee, Place 1 – Prosper ISD

Vote For 1

	TOTAL	VOTE %	
Jorden Dial	285	100.00%	<div><div></div></div>
Total Votes Cast	285	100.00%	<div><div></div></div>
Overvotes	0		
Undervotes	205		
Contest Totals	490		

Collin County Seal  
Watermark Seal for Collin County,  
Collin County Government

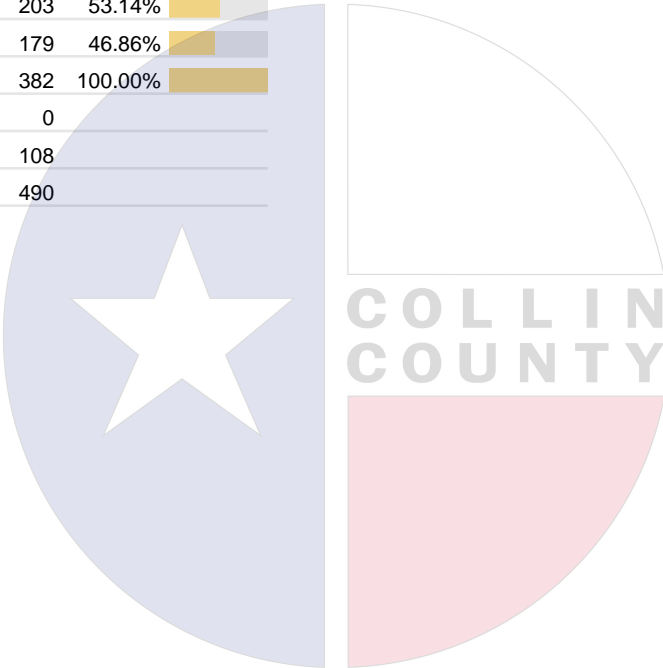
PCT 208

School Board Trustee, Place 3 – Prosper ISD

	TOTAL	VOTE %	
Scott Bray	211	56.12%	<div><div></div><div></div></div>
Kelly P. Cavender	165	43.88%	<div><div></div><div></div></div>
Total Votes Cast	376	100.00%	<div><div></div><div></div></div>
Overvotes	0		
Undervotes	114		
Contest Totals	490		

School Board Trustee, Place 6 – Prosper ISD

	TOTAL	VOTE %	
Janette Church	203	53.14%	<div><div></div><div></div></div>
Garrett Linker	179	46.86%	<div><div></div><div></div></div>
Total Votes Cast	382	100.00%	<div><div></div><div></div></div>
Overvotes	0		
Undervotes	108		
Contest Totals	490		



Collin County Seal  
Watermark Seal for Collin County.  
Collin County Government



PCT 209

Statistics	TOTAL
Registered Voters - Total	1,150
Ballots Cast - Total	124
Voter Turnout - Total	10.78%

Trustee, Place 4 - Collin Co. Comm. College Dist.  
Vote For 1

	TOTAL	VOTE %
Tamara Thomas	57	55.88%
Staci L. Weaver	45	44.12%
Total Votes Cast	102	100.00%
Overvotes	0	
Undervotes	22	
Contest Totals	124	

Trustee, Place 5 - Collin Co. Comm. College Dist.  
Vote For 1

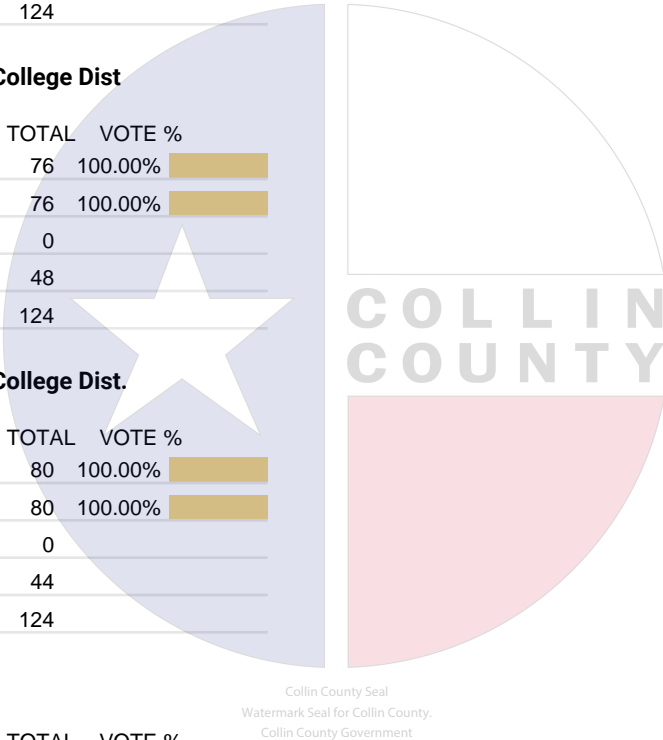
	TOTAL	VOTE %
Raj Menon	76	100.00%
Total Votes Cast	76	100.00%
Overvotes	0	
Undervotes	48	
Contest Totals	124	

Trustee, Place 6 - Collin Co. Comm. College Dist.  
Vote For 1

	TOTAL	VOTE %
Justin Adcock	80	100.00%
Total Votes Cast	80	100.00%
Overvotes	0	
Undervotes	44	
Contest Totals	124	

City Council, Place 2 – City of Frisco  
Vote For 1

	TOTAL	VOTE %
Burt Thakur	13	61.90%
Sai Krishnarajanagar	0	0.00%
Tammy Meinershagen	8	38.10%
Total Votes Cast	21	100.00%
Overvotes	0	
Undervotes	4	
Contest Totals	25	



PCT 209

City Council, Place 4 – City of Frisco  
Vote For 1

	TOTAL	VOTE %	
Josh Meek	10	43.48%	<div><div></div></div>
Jared Elad	7	30.43%	<div><div></div></div>
Jerry Spencer	2	8.70%	<div><div></div></div>
Gopal Ponangi	3	13.04%	<div><div></div></div>
Sangita Datta	1	4.35%	<div><div></div></div>
Total Votes Cast	23	100.00%	<div><div></div></div>
Overvotes	0		
Undervotes	2		
Contest Totals	25		

Proposition A – City of Frisco  
Vote For 1

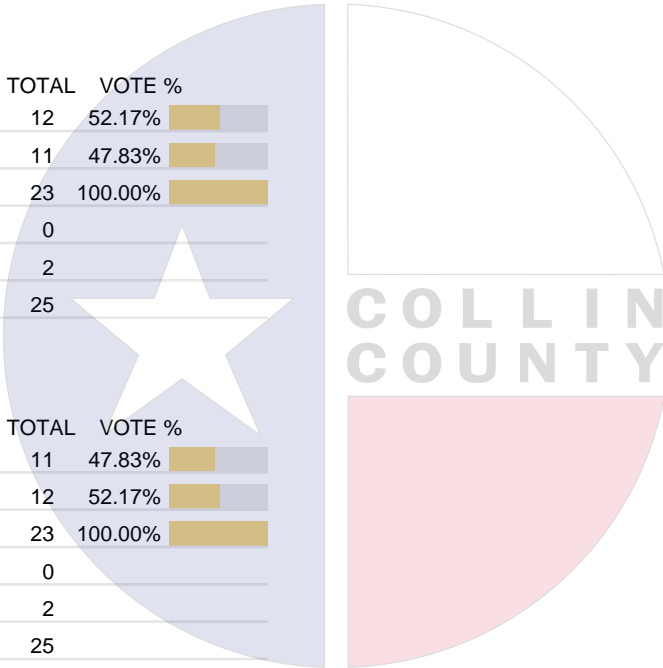
	TOTAL	VOTE %	
For	12	52.17%	<div><div></div></div>
Against	11	47.83%	<div><div></div></div>
Total Votes Cast	23	100.00%	<div><div></div></div>
Overvotes	0		
Undervotes	2		
Contest Totals	25		

Proposition B – City of Frisco  
Vote For 1

	TOTAL	VOTE %	
For	11	47.83%	<div><div></div></div>
Against	12	52.17%	<div><div></div></div>
Total Votes Cast	23	100.00%	<div><div></div></div>
Overvotes	0		
Undervotes	2		
Contest Totals	25		

Proposition C – City of Frisco  
Vote For 1

	TOTAL	VOTE %	
For	19	82.61%	<div><div></div></div>
Against	4	17.39%	<div><div></div></div>
Total Votes Cast	23	100.00%	<div><div></div></div>
Overvotes	0		
Undervotes	2		
Contest Totals	25		



Collin County Seal  
Watermark Seal for Collin County,  
Collin County Government

PCT 209

Proposition D – City of Frisco  
Vote For 1

	TOTAL	VOTE %	
For	10	43.48%	<div><div></div></div>
Against	13	56.52%	<div><div></div></div>
Total Votes Cast	23	100.00%	<div><div></div></div>
Overvotes	0		
Undervotes	2		
Contest Totals	25		

Proposition E – City of Frisco  
Vote For 1

	TOTAL	VOTE %	
For	11	50.00%	<div><div></div></div>
Against	11	50.00%	<div><div></div></div>
Total Votes Cast	22	100.00%	<div><div></div></div>
Overvotes	0		
Undervotes	3		
Contest Totals	25		

Proposition F – City of Frisco  
Vote For 1

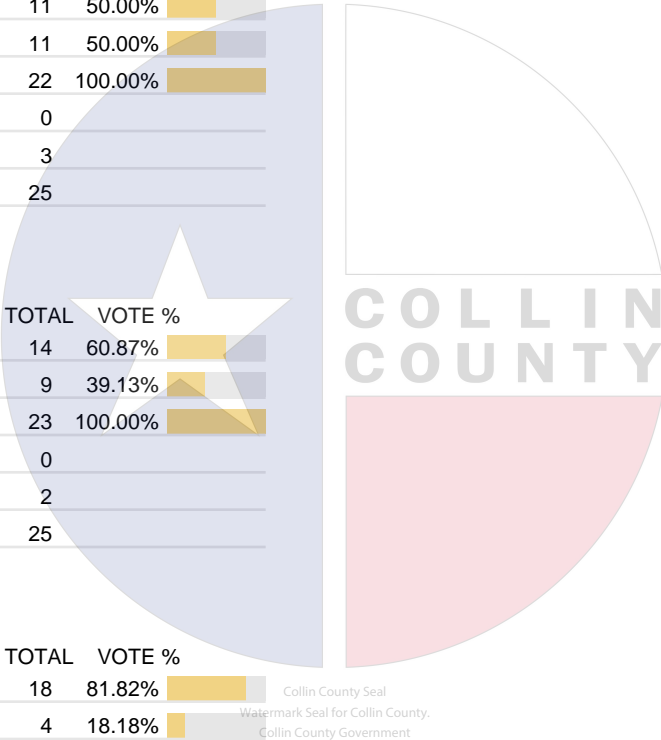
	TOTAL	VOTE %	
For	14	60.87%	<div><div></div></div>
Against	9	39.13%	<div><div></div></div>
Total Votes Cast	23	100.00%	<div><div></div></div>
Overvotes	0		
Undervotes	2		
Contest Totals	25		

Proposition G – City of Frisco  
Vote For 1

	TOTAL	VOTE %	
For	18	81.82%	<div><div></div></div>
Against	4	18.18%	<div><div></div></div>
Total Votes Cast	22	100.00%	<div><div></div></div>
Overvotes	0		
Undervotes	3		
Contest Totals	25		

Proposition H – City of Frisco  
Vote For 1

	TOTAL	VOTE %	
For	17	77.27%	<div><div></div></div>
Against	5	22.73%	<div><div></div></div>
Total Votes Cast	22	100.00%	<div><div></div></div>
Overvotes	0		
Undervotes	3		
Contest Totals	25		



PCT 209

Proposition I – City of Frisco  
Vote For 1

	TOTAL	VOTE %	
For	8	38.10%	<div><div></div></div>
Against	13	61.90%	<div><div></div></div>
Total Votes Cast	21	100.00%	<div><div></div></div>
Overvotes	0		
Undervotes	4		
Contest Totals	25		

Proposition J – City of Frisco  
Vote For 1

	TOTAL	VOTE %	
For	9	42.86%	<div><div></div></div>
Against	12	57.14%	<div><div></div></div>
Total Votes Cast	21	100.00%	<div><div></div></div>
Overvotes	0		
Undervotes	4		
Contest Totals	25		

Proposition K – City of Frisco  
Vote For 1

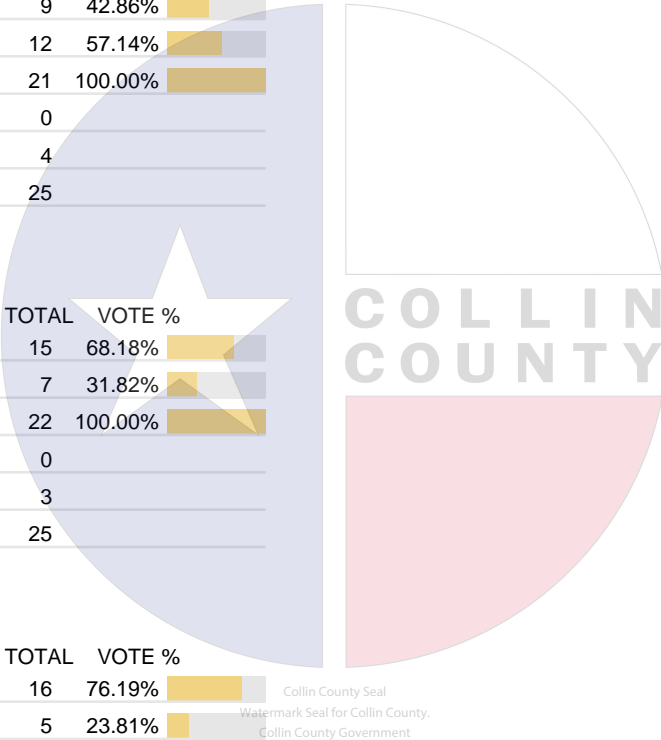
	TOTAL	VOTE %	
For	15	68.18%	<div><div></div></div>
Against	7	31.82%	<div><div></div></div>
Total Votes Cast	22	100.00%	<div><div></div></div>
Overvotes	0		
Undervotes	3		
Contest Totals	25		

Proposition L - City of Frisco  
Vote For 1

	TOTAL	VOTE %	
For	16	76.19%	<div><div></div></div>
Against	5	23.81%	<div><div></div></div>
Total Votes Cast	21	100.00%	<div><div></div></div>
Overvotes	0		
Undervotes	4		
Contest Totals	25		

Proposition M – City of Frisco  
Vote For 1

	TOTAL	VOTE %	
For	19	86.36%	<div><div></div></div>
Against	3	13.64%	<div><div></div></div>
Total Votes Cast	22	100.00%	<div><div></div></div>
Overvotes	0		
Undervotes	3		
Contest Totals	25		



PCT 209

Proposition N – City of Frisco  
Vote For 1

	TOTAL	VOTE %	
For	18	81.82%	<div><div></div></div>
Against	4	18.18%	<div><div></div></div>
Total Votes Cast	22	100.00%	<div><div></div></div>
Overvotes	0		
Undervotes	3		
Contest Totals	25		

Mayor – City of McKinney  
Vote For 1

	TOTAL	VOTE %	
Matt “Doc” Rostami	10	10.87%	<div><div></div></div>
Taylor Willingham	12	13.04%	<div><div></div></div>
Bill Cox	49	53.26%	<div><div></div></div>
Scott Sanford	21	22.83%	<div><div></div></div>
Total Votes Cast	92	100.00%	<div><div></div></div>
Overvotes	0		
Undervotes	7		
Contest Totals	99		

Council Member, At-Large No. 1 – City of McKinney  
Vote For 1

	TOTAL	VOTE %	
Brian J. Magnuson	15	17.44%	<div><div></div></div>
Derrick Tarver	27	31.40%	<div><div></div></div>
Ernest Lynch	9	10.47%	<div><div></div></div>
Taha Ansari	11	12.79%	<div><div></div></div>
Jim Garrison	24	27.91%	<div><div></div></div>
Total Votes Cast	86	100.00%	<div><div></div></div>
Overvotes	0		
Undervotes	13		
Contest Totals	99		

School Board Trustee, Place 1 – Prosper ISD  
Vote For 1

	TOTAL	VOTE %	
Jorden Dial	83	100.00%	<div><div></div></div>
Total Votes Cast	83	100.00%	<div><div></div></div>
Overvotes	0		
Undervotes	41		
Contest Totals	124		

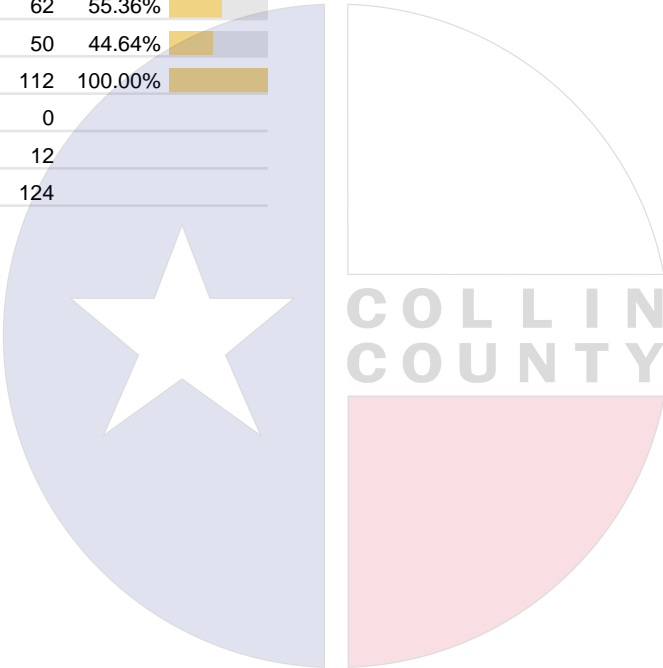
PCT 209

School Board Trustee, Place 3 – Prosper ISD  
Vote For 1

	TOTAL	VOTE %	
Scott Bray	43	39.45%	<div><div></div></div>
Kelly P. Cavender	66	60.55%	<div><div></div></div>
Total Votes Cast	109	100.00%	<div><div></div></div>
Overvotes	0		
Undervotes	15		
Contest Totals	124		

School Board Trustee, Place 6 – Prosper ISD  
Vote For 1

	TOTAL	VOTE %	
Janette Church	62	55.36%	<div><div></div></div>
Garrett Linker	50	44.64%	<div><div></div></div>
Total Votes Cast	112	100.00%	<div><div></div></div>
Overvotes	0		
Undervotes	12		
Contest Totals	124		



Collin County Seal  
Watermark Seal for Collin County.  
Collin County Government

PCT 210

Statistics	TOTAL
Registered Voters - Total	1,722
Ballots Cast - Total	485
Voter Turnout - Total	28.16%

Trustee, Place 4 - Collin Co. Comm. College Dist.  
Vote For 1

	TOTAL	VOTE %	
Tamara Thomas	180	53.25%	<div><div></div></div>
Staci L. Weaver	158	46.75%	<div><div></div></div>
Total Votes Cast	338	100.00%	<div><div></div></div>
Overvotes	0		
Undervotes	147		
Contest Totals	485		

Trustee, Place 5 - Collin Co. Comm. College Dist.  
Vote For 1

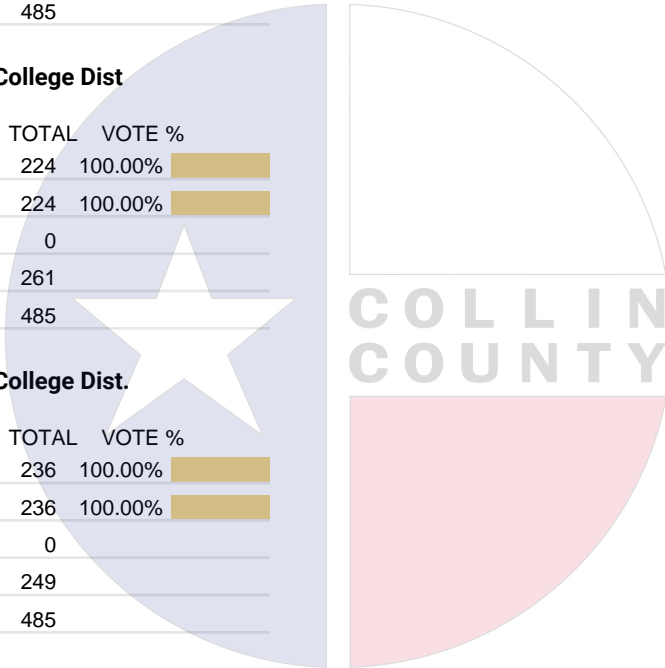
	TOTAL	VOTE %	
Raj Menon	224	100.00%	<div><div></div></div>
Total Votes Cast	224	100.00%	<div><div></div></div>
Overvotes	0		
Undervotes	261		
Contest Totals	485		

Trustee, Place 6 - Collin Co. Comm. College Dist.  
Vote For 1

	TOTAL	VOTE %	
Justin Adcock	236	100.00%	<div><div></div></div>
Total Votes Cast	236	100.00%	<div><div></div></div>
Overvotes	0		
Undervotes	249		
Contest Totals	485		

Council Member, Place 1 – City of Murphy  
Vote For 1

	TOTAL	VOTE %	
Elizabeth Abraham	292	60.46%	<div><div></div></div>
Nadeem A. Khan	191	39.54%	<div><div></div></div>
Total Votes Cast	483	100.00%	<div><div></div></div>
Overvotes	0		
Undervotes	2		
Contest Totals	485		



Collin County Seal  
Watermark Seal for Collin County.  
Collin County Government

PCT 210

Council Member, Place 2 – City of Murphy

Vote For 1			
	TOTAL	VOTE %	
W. Scott Smith	243	100.00%	<div><div></div></div>
Total Votes Cast	243	100.00%	<div><div></div></div>
Overvotes	0		
Undervotes	242		
Contest Totals	485		

Council Member, Place 4 – City of Murphy

Vote For 1			
	TOTAL	VOTE %	
Ken Oltmann	340	83.33%	<div><div></div></div>
Chris Stout	68	16.67%	<div><div></div></div>
Total Votes Cast	408	100.00%	<div><div></div></div>
Overvotes	0		
Undervotes	77		
Contest Totals	485		

Council Member, Place 6 – City of Murphy


Vote For 1			
	TOTAL	VOTE %	
Qasim Rasul	99	21.43%	<div><div></div></div>
Jene Butler	363	78.57%	<div><div></div></div>
Total Votes Cast	462	100.00%	<div><div></div></div>
Overvotes	0		
Undervotes	23		
Contest Totals	485		

Trustee, Place 1 – Plano ISD

Vote For 1			
	TOTAL	VOTE %	
Lauren Tyra	246	100.00%	<div><div></div></div>
Total Votes Cast	246	100.00%	<div><div></div></div>
Overvotes	0		
Undervotes	239		
Contest Totals	485		

Trustee, Place 2 – Plano ISD

Vote For 1			
	TOTAL	VOTE %	
Sam Johnson	276	80.23%	<div><div></div></div>
Xiomar Pierre	68	19.77%	<div><div></div></div>
Total Votes Cast	344	100.00%	<div><div></div></div>
Overvotes	0		
Undervotes	141		
Contest Totals	485		



Collin County Seal  
Watermark Seal for Collin County,  
Collin County Government



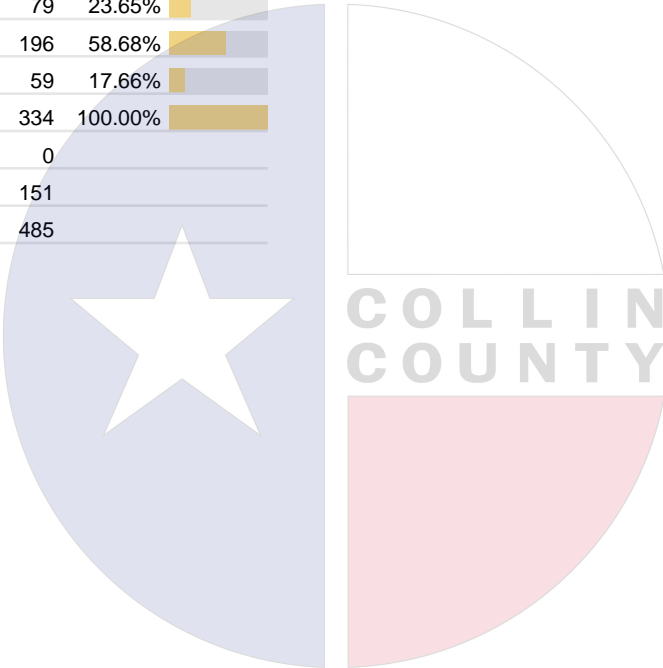
PCT 210

Trustee, Place 3 – Plano ISD  
Vote For 1

	TOTAL	VOTE %	
Nancy C. Humphrey	258	73.30%	<div><div></div></div>
Harper Weaver	94	26.70%	<div><div></div></div>
Total Votes Cast	352	100.00%	<div><div></div></div>
Overvotes	0		
Undervotes	133		
Contest Totals	485		

Trustee, Place 6 – Plano ISD  
Vote For 1

	TOTAL	VOTE %	
Andrew Rettke	79	23.65%	<div><div></div></div>
Elisa Klein	196	58.68%	<div><div></div></div>
Dash Weerasinghe	59	17.66%	<div><div></div></div>
Total Votes Cast	334	100.00%	<div><div></div></div>
Overvotes	0		
Undervotes	151		
Contest Totals	485		



Collin County Seal  
Watermark Seal for Collin County.  
Collin County Government

PCT 211

Statistics	TOTAL
Registered Voters - Total	3,321
Ballots Cast - Total	492
Voter Turnout - Total	14.81%

Trustee, Place 4 - Collin Co. Comm. College Dist.  
Vote For 1

	TOTAL	VOTE %
Tamara Thomas	141	36.81%
Staci L. Weaver	242	63.19%
Total Votes Cast	383	100.00%
Overvotes	0	
Undervotes	109	
Contest Totals	492	

Trustee, Place 5 - Collin Co. Comm. College Dist.  
Vote For 1

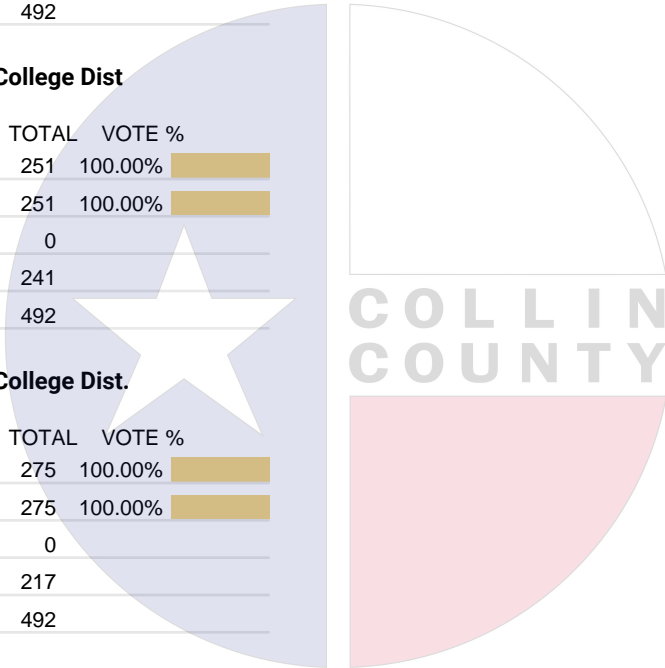
	TOTAL	VOTE %
Raj Menon	251	100.00%
Total Votes Cast	251	100.00%
Overvotes	0	
Undervotes	241	
Contest Totals	492	

Trustee, Place 6 - Collin Co. Comm. College Dist.  
Vote For 1

	TOTAL	VOTE %
Justin Adcock	275	100.00%
Total Votes Cast	275	100.00%
Overvotes	0	
Undervotes	217	
Contest Totals	492	

Mayor – City of McKinney  
Vote For 1

	TOTAL	VOTE %
Matt “Doc” Rostami	20	4.12%
Taylor Willingham	57	11.75%
Bill Cox	193	39.79%
Scott Sanford	215	44.33%
Total Votes Cast	485	100.00%
Overvotes	0	
Undervotes	7	
Contest Totals	492	



Collin County Seal  
Watermark Seal for Collin County,  
Collin County Government

Precinct Results Report  
Joint General and Special Elections  
May 3, 2025

FINAL RESULTS  
All Races  
Collin County

## PCT 211

### Council Member, At-Large No. 1 – City of McKinney

Vote For 1

	TOTAL	VOTE %	
Brian J. Magnuson	116	25.89%	<div><div></div></div>
Derrick Tarver	73	16.29%	<div><div></div></div>
Ernest Lynch	126	28.12%	<div><div></div></div>
Taha Ansari	55	12.28%	<div><div></div></div>
Jim Garrison	78	17.41%	<div><div></div></div>
Total Votes Cast	448	100.00%	<div><div></div></div>
Overvotes	0		
Undervotes	44		
Contest Totals	492		

### Trustee, Place 1 – Frisco ISD

Vote For 1

	TOTAL	VOTE %	
Amit Kalra	106	32.22%	<div><div></div></div>
Suresh Manduva	120	36.47%	<div><div></div></div>
Muni Janagarajan	103	31.31%	<div><div></div></div>
Total Votes Cast	329	100.00%	<div><div></div></div>
Overvotes	0		
Undervotes	160		
Contest Totals	489		

### Trustee, Place 2 – Frisco ISD

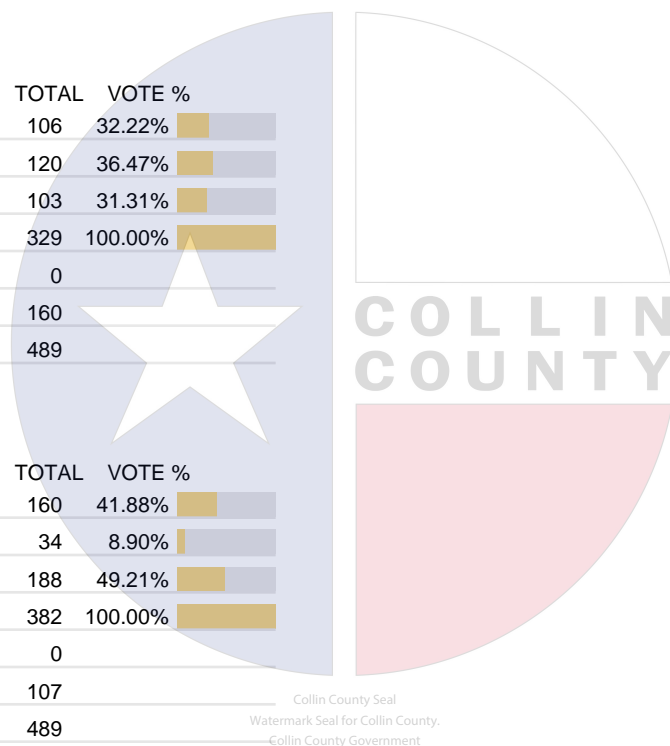
Vote For 1

	TOTAL	VOTE %	
Melanie Barrios Jones	160	41.88%	<div><div></div></div>
Ange Yao	34	8.90%	<div><div></div></div>
Renee Sample	188	49.21%	<div><div></div></div>
Total Votes Cast	382	100.00%	<div><div></div></div>
Overvotes	0		
Undervotes	107		
Contest Totals	489		

### Trustee, Place 3 – Frisco ISD


Vote For 1

	TOTAL	VOTE %	
Stuart Shulman	176	45.36%	<div><div></div></div>
Stephanie Elad	212	54.64%	<div><div></div></div>
Total Votes Cast	388	100.00%	<div><div></div></div>
Overvotes	0		
Undervotes	101		
Contest Totals	489		



PCT 211

Board of Trustees, Place 7 – McKinney ISD			
Vote For 1			
	TOTAL	VOTE %	
Harvey Oaxaca	2	100.00%	<div></div>
Total Votes Cast	2	100.00%	<div></div>
Overvotes	0		
Undervotes	1		
Contest Totals	3		



Collin County Seal  
Watermark Seal for Collin County.  
Collin County Government

PCT 212

Statistics	TOTAL
Registered Voters - Total	2,580
Ballots Cast - Total	492
Voter Turnout - Total	19.07%

Trustee, Place 4 - Collin Co. Comm. College Dist.  
Vote For 1

	TOTAL	VOTE %
Tamara Thomas	150	36.67%
Staci L. Weaver	259	63.33%
Total Votes Cast	409	100.00%
Overvotes	0	
Undervotes	83	
Contest Totals	492	

Trustee, Place 5 - Collin Co. Comm. College Dist.  
Vote For 1

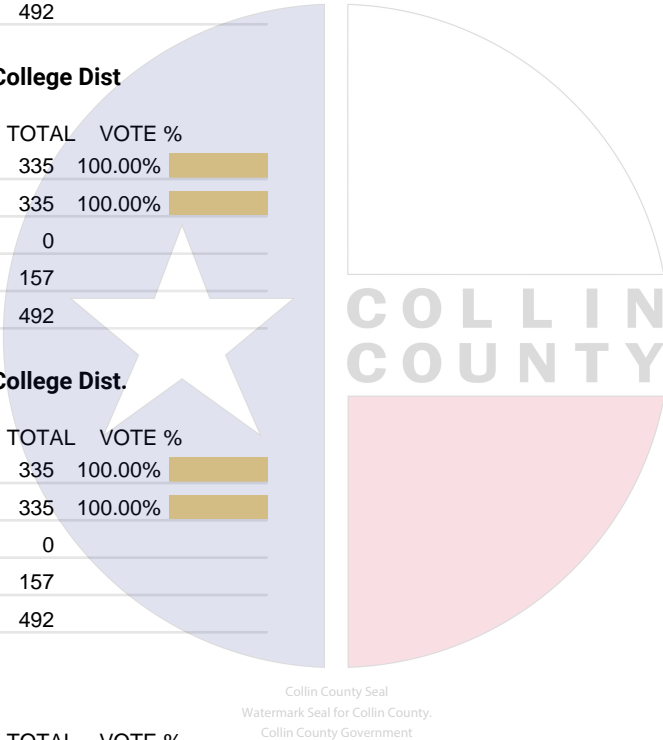
	TOTAL	VOTE %
Raj Menon	335	100.00%
Total Votes Cast	335	100.00%
Overvotes	0	
Undervotes	157	
Contest Totals	492	

Trustee, Place 6 - Collin Co. Comm. College Dist.  
Vote For 1

	TOTAL	VOTE %
Justin Adcock	335	100.00%
Total Votes Cast	335	100.00%
Overvotes	0	
Undervotes	157	
Contest Totals	492	

City Council, Place 2 – City of Frisco  
Vote For 1

	TOTAL	VOTE %
Burt Thakur	185	39.70%
Sai Krishnarajanagar	122	26.18%
Tammy Meinershagen	159	34.12%
Total Votes Cast	466	100.00%
Overvotes	0	
Undervotes	26	
Contest Totals	492	



PCT 212

City Council, Place 4 – City of Frisco  
Vote For 1

	TOTAL	VOTE %
Josh Meek	54	11.09%
Jared Elad	171	35.11%
Jerry Spencer	18	3.70%
Gopal Ponangi	150	30.80%
Sangita Datta	94	19.30%
Total Votes Cast	487	100.00%
Overvotes	0	
Undervotes	5	
Contest Totals	492	

Proposition A – City of Frisco  
Vote For 1

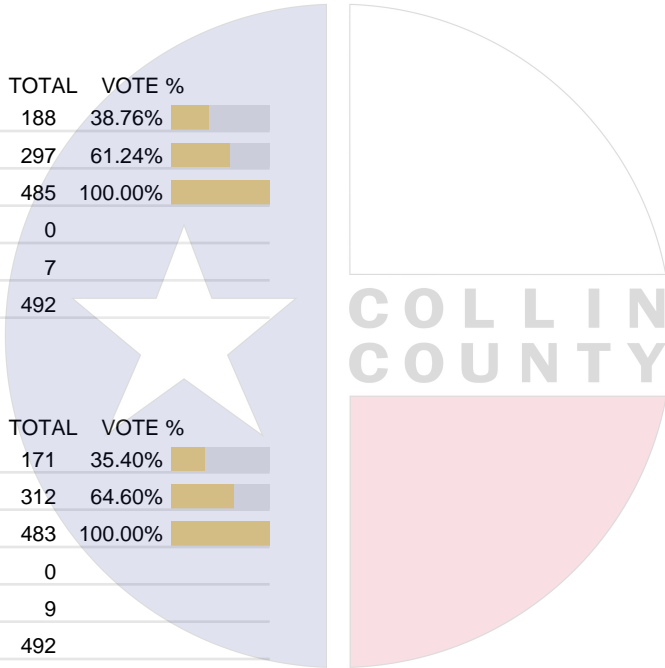
	TOTAL	VOTE %
For	188	38.76%
Against	297	61.24%
Total Votes Cast	485	100.00%
Overvotes	0	
Undervotes	7	
Contest Totals	492	

Proposition B – City of Frisco  
Vote For 1

	TOTAL	VOTE %
For	171	35.40%
Against	312	64.60%
Total Votes Cast	483	100.00%
Overvotes	0	
Undervotes	9	
Contest Totals	492	

Proposition C – City of Frisco  
Vote For 1

	TOTAL	VOTE %
For	350	74.00%
Against	123	26.00%
Total Votes Cast	473	100.00%
Overvotes	0	
Undervotes	19	
Contest Totals	492	



Collin County Seal  
Watermark Seal for Collin County,  
Collin County Government

PCT 212

Proposition D – City of Frisco  
Vote For 1

	TOTAL	VOTE %	
For	152	32.48%	<div><div></div></div>
Against	316	67.52%	<div><div></div></div>
Total Votes Cast	468	100.00%	<div><div></div></div>
Overvotes	0		
Undervotes	24		
Contest Totals	492		

Proposition E – City of Frisco  
Vote For 1

	TOTAL	VOTE %	
For	234	50.11%	<div><div></div></div>
Against	233	49.89%	<div><div></div></div>
Total Votes Cast	467	100.00%	<div><div></div></div>
Overvotes	0		
Undervotes	25		
Contest Totals	492		

Proposition F – City of Frisco  
Vote For 1

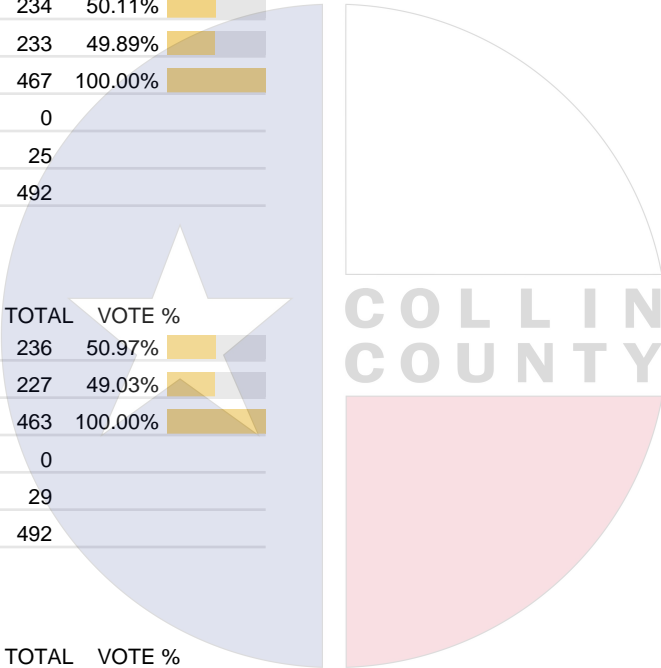
	TOTAL	VOTE %	
For	236	50.97%	<div><div></div></div>
Against	227	49.03%	<div><div></div></div>
Total Votes Cast	463	100.00%	<div><div></div></div>
Overvotes	0		
Undervotes	29		
Contest Totals	492		

Proposition G – City of Frisco  
Vote For 1

	TOTAL	VOTE %	
For	302	66.08%	<div><div></div></div>
Against	155	33.92%	<div><div></div></div>
Total Votes Cast	457	100.00%	<div><div></div></div>
Overvotes	0		
Undervotes	35		
Contest Totals	492		

Proposition H – City of Frisco  
Vote For 1

	TOTAL	VOTE %	
For	309	67.76%	<div><div></div></div>
Against	147	32.24%	<div><div></div></div>
Total Votes Cast	456	100.00%	<div><div></div></div>
Overvotes	0		
Undervotes	36		
Contest Totals	492		



## PCT 212

### Proposition I – City of Frisco

Vote For 1

	TOTAL	VOTE %	
For	216	48.00%	<div><div></div></div>
Against	234	52.00%	<div><div></div></div>
Total Votes Cast	450	100.00%	<div><div></div></div>
Overvotes	0		
Undervotes	42		
Contest Totals	492		

### Proposition J – City of Frisco

Vote For 1

	TOTAL	VOTE %	
For	217	47.59%	<div><div></div></div>
Against	239	52.41%	<div><div></div></div>
Total Votes Cast	456	100.00%	<div><div></div></div>
Overvotes	0		
Undervotes	36		
Contest Totals	492		

### Proposition K – City of Frisco

Vote For 1

	TOTAL	VOTE %	
For	294	65.48%	<div><div></div></div>
Against	155	34.52%	<div><div></div></div>
Total Votes Cast	449	100.00%	<div><div></div></div>
Overvotes	0		
Undervotes	43		
Contest Totals	492		

### Proposition L - City of Frisco

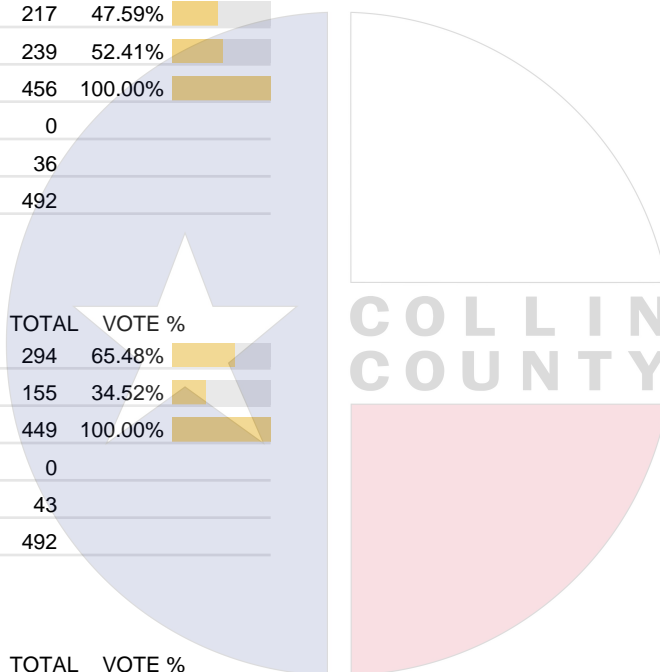
Vote For 1

	TOTAL	VOTE %	
For	252	55.26%	<div><div></div></div>
Against	204	44.74%	<div><div></div></div>
Total Votes Cast	456	100.00%	<div><div></div></div>
Overvotes	0		
Undervotes	36		
Contest Totals	492		

### Proposition M – City of Frisco

Vote For 1

	TOTAL	VOTE %	
For	339	74.34%	<div><div></div></div>
Against	117	25.66%	<div><div></div></div>
Total Votes Cast	456	100.00%	<div><div></div></div>
Overvotes	0		
Undervotes	36		
Contest Totals	492		



Collin County Seal  
Watermark Seal for Collin County.  
Collin County Government



PCT 212

Proposition N – City of Frisco  
Vote For 1

	TOTAL	VOTE %	
For	305	68.08%	<div><div></div></div>
Against	143	31.92%	<div><div></div></div>
Total Votes Cast	448	100.00%	<div><div></div></div>
Overvotes	0		
Undervotes	44		
Contest Totals	492		

Trustee, Place 1 – Frisco ISD  
Vote For 1

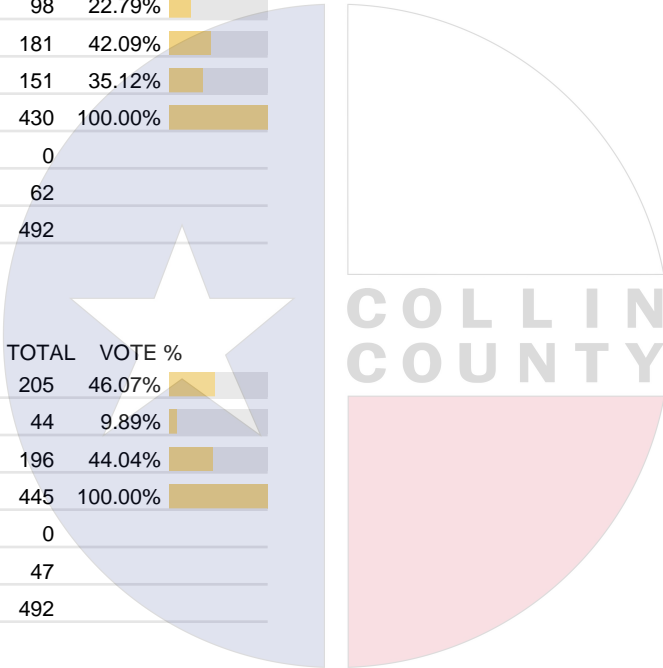
	TOTAL	VOTE %	
Amit Kalra	98	22.79%	<div><div></div></div>
Suresh Manduva	181	42.09%	<div><div></div></div>
Muni Janagarajan	151	35.12%	<div><div></div></div>
Total Votes Cast	430	100.00%	<div><div></div></div>
Overvotes	0		
Undervotes	62		
Contest Totals	492		

Trustee, Place 2 – Frisco ISD  
Vote For 1

	TOTAL	VOTE %	
Melanie Barrios Jones	205	46.07%	<div><div></div></div>
Ange Yao	44	9.89%	<div><div></div></div>
Renee Sample	196	44.04%	<div><div></div></div>
Total Votes Cast	445	100.00%	<div><div></div></div>
Overvotes	0		
Undervotes	47		
Contest Totals	492		

Trustee, Place 3 – Frisco ISD  
Vote For 1

	TOTAL	VOTE %	
Stuart Shulman	184	40.35%	<div><div></div></div>
Stephanie Elad	272	59.65%	<div><div></div></div>
Total Votes Cast	456	100.00%	<div><div></div></div>
Overvotes	0		
Undervotes	36		
Contest Totals	492		



Collin County Seal  
Watermark Seal for Collin County,  
Collin County Government

PCT 213

Statistics	TOTAL
Registered Voters - Total	3,574
Ballots Cast - Total	420
Voter Turnout - Total	11.75%

Trustee, Place 4 - Collin Co. Comm. College Dist.  
Vote For 1

	TOTAL	VOTE %
Tamara Thomas	174	50.29%
Staci L. Weaver	172	49.71%
Total Votes Cast	346	100.00%
Overvotes	0	
Undervotes	74	
Contest Totals	420	

Trustee, Place 5 - Collin Co. Comm. College Dist.  
Vote For 1

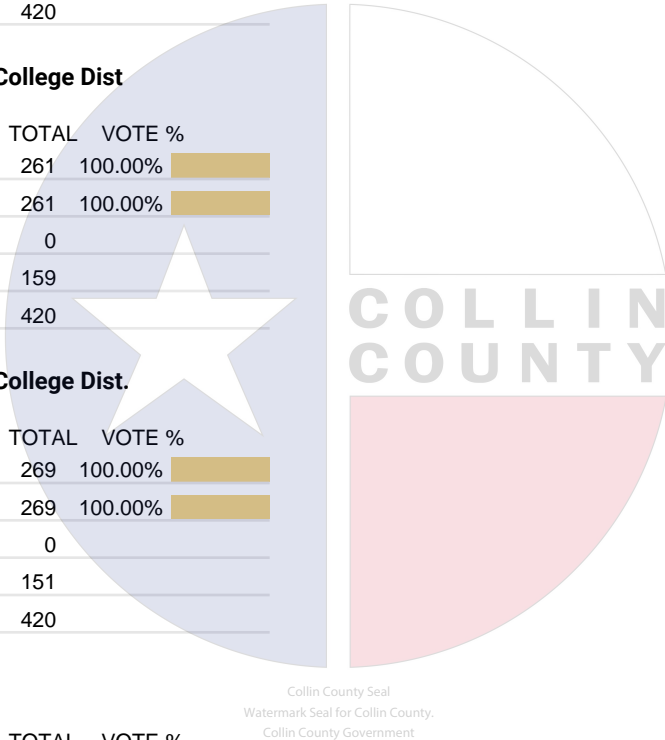
	TOTAL	VOTE %
Raj Menon	261	100.00%
Total Votes Cast	261	100.00%
Overvotes	0	
Undervotes	159	
Contest Totals	420	

Trustee, Place 6 - Collin Co. Comm. College Dist.  
Vote For 1

	TOTAL	VOTE %
Justin Adcock	269	100.00%
Total Votes Cast	269	100.00%
Overvotes	0	
Undervotes	151	
Contest Totals	420	

Mayor – City of McKinney  
Vote For 1

	TOTAL	VOTE %
Matt “Doc” Rostami	33	8.17%
Taylor Willingham	55	13.61%
Bill Cox	182	45.05%
Scott Sanford	134	33.17%
Total Votes Cast	404	100.00%
Overvotes	0	
Undervotes	16	
Contest Totals	420	



## PCT 213

### Council Member, At-Large No. 1 – City of McKinney

Vote For 1

	TOTAL	VOTE %	
Brian J. Magnuson	65	18.16%	<div><div></div></div>
Derrick Tarver	92	25.70%	<div><div></div></div>
Ernest Lynch	56	15.64%	<div><div></div></div>
Taha Ansari	88	24.58%	<div><div></div></div>
Jim Garrison	57	15.92%	<div><div></div></div>
Total Votes Cast	358	100.00%	<div><div></div></div>
Overvotes	0		
Undervotes	62		
Contest Totals	420		

### Trustee, Place 1 – Frisco ISD

Vote For 1

	TOTAL	VOTE %	
Amit Kalra	87	27.10%	<div><div></div></div>
Suresh Manduva	181	56.39%	<div><div></div></div>
Muni Janagarajan	53	16.51%	<div><div></div></div>
Total Votes Cast	321	100.00%	<div><div></div></div>
Overvotes	0		
Undervotes	99		
Contest Totals	420		

### Trustee, Place 2 – Frisco ISD

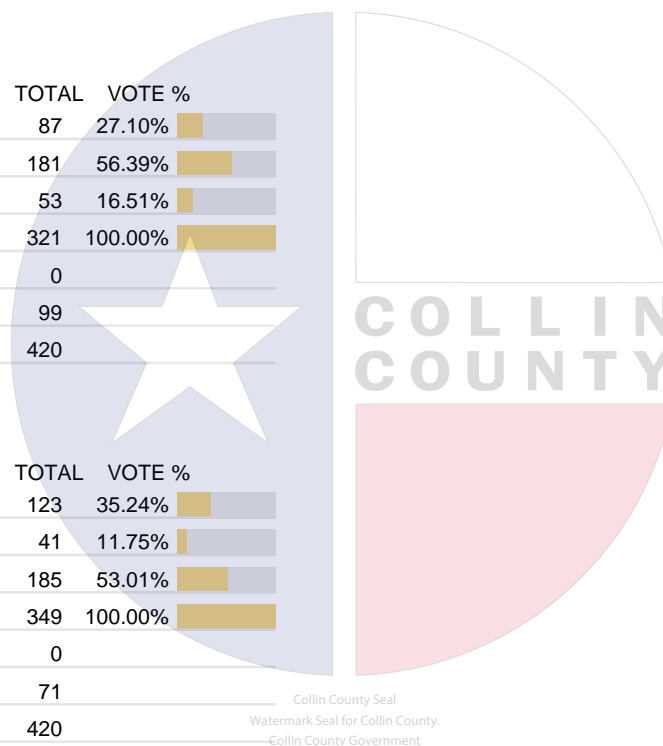
Vote For 1

	TOTAL	VOTE %	
Melanie Barrios Jones	123	35.24%	<div><div></div></div>
Ange Yao	41	11.75%	<div><div></div></div>
Renee Sample	185	53.01%	<div><div></div></div>
Total Votes Cast	349	100.00%	<div><div></div></div>
Overvotes	0		
Undervotes	71		
Contest Totals	420		

### Trustee, Place 3 – Frisco ISD

Vote For 1

	TOTAL	VOTE %	
Stuart Shulman	199	56.06%	<div><div></div></div>
Stephanie Elad	156	43.94%	<div><div></div></div>
Total Votes Cast	355	100.00%	<div><div></div></div>
Overvotes	0		
Undervotes	65		
Contest Totals	420		



PCT 214

Statistics	TOTAL
Registered Voters - Total	4,743
Ballots Cast - Total	471
Voter Turnout - Total	9.93%

Trustee, Place 4 - Collin Co. Comm. College Dist.  
Vote For 1

	TOTAL	VOTE %
Tamara Thomas	84	24.78%
Staci L. Weaver	255	75.22%
Total Votes Cast	339	100.00%
Overvotes	0	
Undervotes	132	
Contest Totals	471	

Trustee, Place 5 - Collin Co. Comm. College Dist.  
Vote For 1

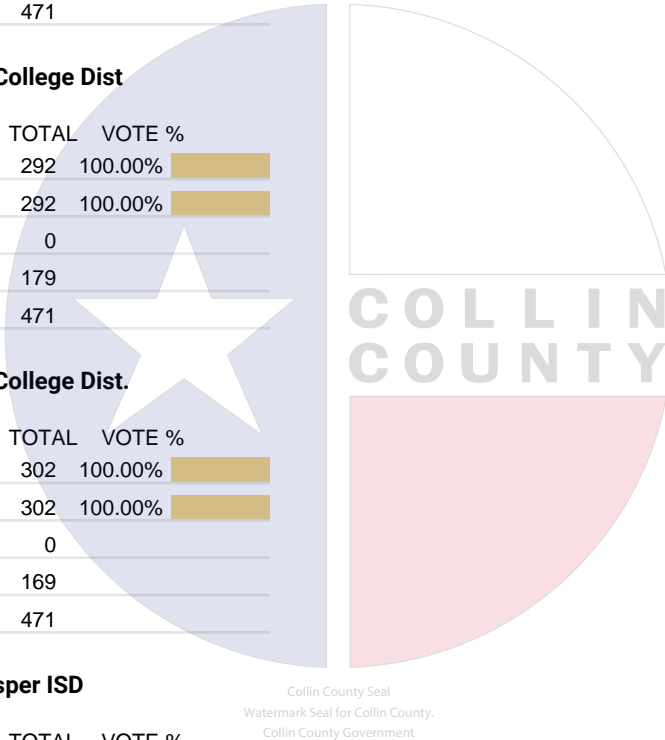
	TOTAL	VOTE %
Raj Menon	292	100.00%
Total Votes Cast	292	100.00%
Overvotes	0	
Undervotes	179	
Contest Totals	471	

Trustee, Place 6 - Collin Co. Comm. College Dist.  
Vote For 1

	TOTAL	VOTE %
Justin Adcock	302	100.00%
Total Votes Cast	302	100.00%
Overvotes	0	
Undervotes	169	
Contest Totals	471	

School Board Trustee, Place 1 – Prosper ISD  
Vote For 1

	TOTAL	VOTE %
Jorden Dial	344	100.00%
Total Votes Cast	344	100.00%
Overvotes	0	
Undervotes	127	
Contest Totals	471	



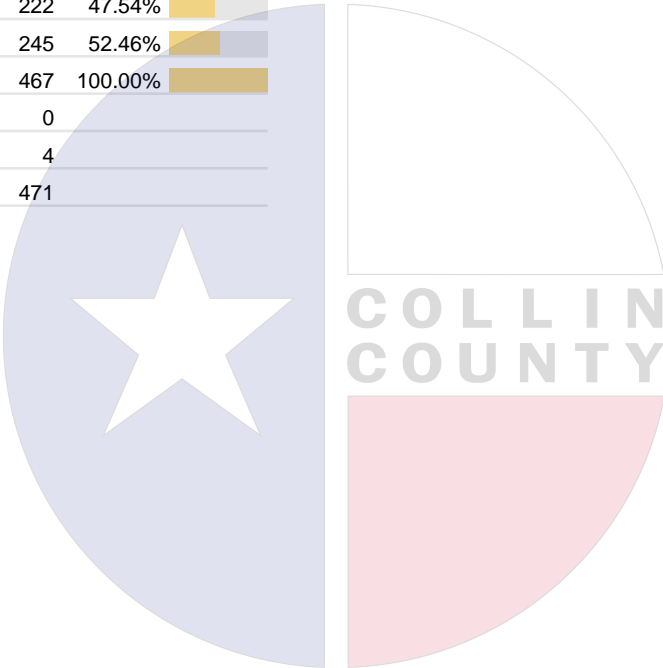
PCT 214

School Board Trustee, Place 3 – Prosper ISD  
Vote For 1

	TOTAL	VOTE %	
Scott Bray	229	49.67%	<div><div></div></div>
Kelly P. Cavender	232	50.33%	<div><div></div></div>
Total Votes Cast	461	100.00%	<div><div></div></div>
Overvotes	0		
Undervotes	10		
Contest Totals	471		

School Board Trustee, Place 6 – Prosper ISD  
Vote For 1

	TOTAL	VOTE %	
Janette Church	222	47.54%	<div><div></div></div>
Garrett Linker	245	52.46%	<div><div></div></div>
Total Votes Cast	467	100.00%	<div><div></div></div>
Overvotes	0		
Undervotes	4		
Contest Totals	471		



Collin County Seal  
Watermark Seal for Collin County.  
Collin County Government

PCT 215

Statistics	TOTAL
Registered Voters - Total	3,591
Ballots Cast - Total	22
Voter Turnout - Total	0.61%

Trustee, Place 4 - Collin Co. Comm. College Dist.  
Vote For 1

	TOTAL	VOTE %
Tamara Thomas	14	63.64%
Staci L. Weaver	8	36.36%
Total Votes Cast	22	100.00%
Overvotes	0	
Undervotes	0	
Contest Totals	22	

Trustee, Place 5 - Collin Co. Comm. College Dist.  
Vote For 1

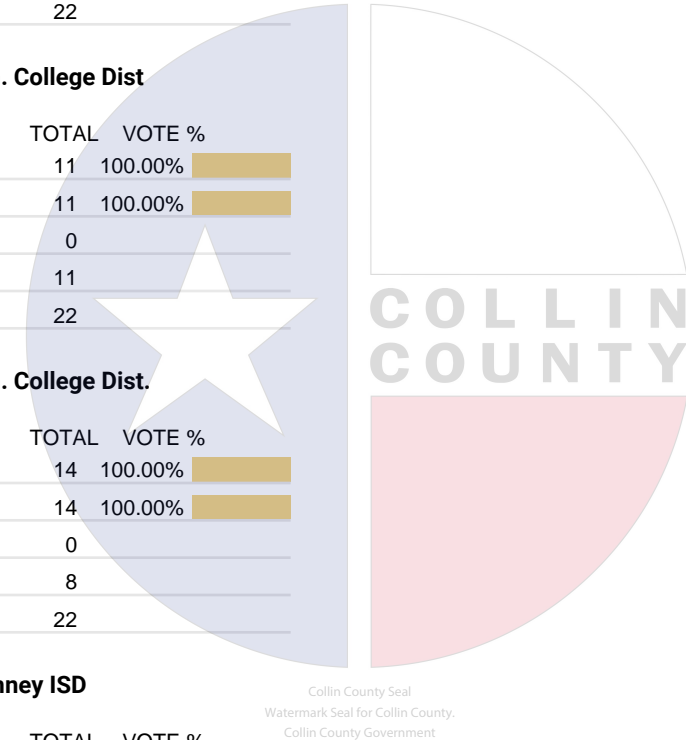
	TOTAL	VOTE %
Raj Menon	11	100.00%
Total Votes Cast	11	100.00%
Overvotes	0	
Undervotes	11	
Contest Totals	22	

Trustee, Place 6 - Collin Co. Comm. College Dist.  
Vote For 1

	TOTAL	VOTE %
Justin Adcock	14	100.00%
Total Votes Cast	14	100.00%
Overvotes	0	
Undervotes	8	
Contest Totals	22	

Board of Trustees, Place 7 – McKinney ISD  
Vote For 1

	TOTAL	VOTE %
Harvey Oaxaca	7	100.00%
Total Votes Cast	7	100.00%
Overvotes	0	
Undervotes	3	
Contest Totals	10	



PCT 216

Statistics	TOTAL
Registered Voters - Total	4,794
Ballots Cast - Total	794
Voter Turnout - Total	16.56%

Trustee, Place 4 - Collin Co. Comm. College Dist.  
Vote For 1

	TOTAL	VOTE %
Tamara Thomas	144	25.95%
Staci L. Weaver	411	74.05%
Total Votes Cast	555	100.00%
Overvotes	0	
Undervotes	239	
Contest Totals	794	

Trustee, Place 5 - Collin Co. Comm. College Dist.  
Vote For 1

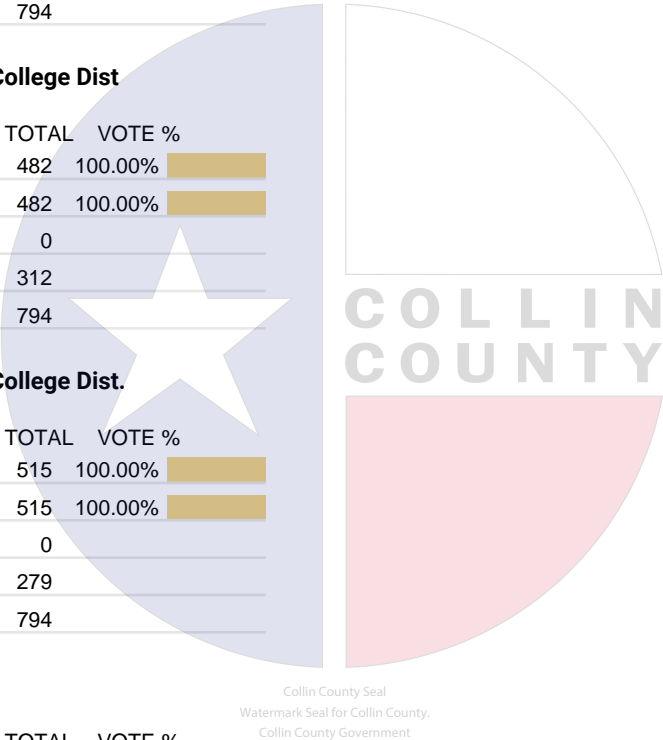
	TOTAL	VOTE %
Raj Menon	482	100.00%
Total Votes Cast	482	100.00%
Overvotes	0	
Undervotes	312	
Contest Totals	794	

Trustee, Place 6 - Collin Co. Comm. College Dist.  
Vote For 1

	TOTAL	VOTE %
Justin Adcock	515	100.00%
Total Votes Cast	515	100.00%
Overvotes	0	
Undervotes	279	
Contest Totals	794	

Mayor – City of Melissa  
Vote For 1

	TOTAL	VOTE %
Rajae Kennedy	88	11.86%
Jay Northcut	654	88.14%
Total Votes Cast	742	100.00%
Overvotes	0	
Undervotes	52	
Contest Totals	794	



PCT 216

Trustee, Place 6 – Melissa ISD  
Vote For 1

	TOTAL	VOTE %	
Amy Feagin	584	100.00%	<div><div></div></div>
Total Votes Cast	584	100.00%	<div><div></div></div>
Overvotes	0		
Undervotes	210		
Contest Totals	794		

Trustee, Place 7 – Melissa ISD  
Vote For 1

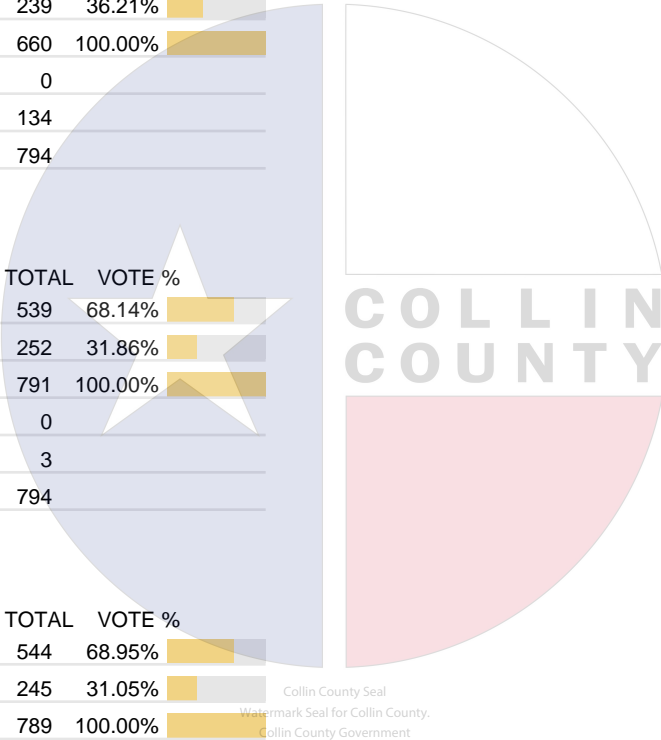
	TOTAL	VOTE %	
Paul Anderson	421	63.79%	<div><div></div><div></div></div>
Robyn Brown	239	36.21%	<div><div></div><div></div></div>
Total Votes Cast	660	100.00%	<div><div></div></div>
Overvotes	0		
Undervotes	134		
Contest Totals	794		

Proposition A – Melissa ISD  
Vote For 1

	TOTAL	VOTE %	
FOR	539	68.14%	<div><div></div><div></div></div>
AGAINST	252	31.86%	<div><div></div><div></div></div>
Total Votes Cast	791	100.00%	<div><div></div></div>
Overvotes	0		
Undervotes	3		
Contest Totals	794		

Proposition B – Melissa ISD  
Vote For 1

	TOTAL	VOTE %	
FOR	544	68.95%	<div><div></div><div></div></div>
AGAINST	245	31.05%	<div><div></div><div></div></div>
Total Votes Cast	789	100.00%	<div><div></div></div>
Overvotes	0		
Undervotes	5		
Contest Totals	794		





PCT 217

Statistics	TOTAL
Registered Voters - Total	3,075
Ballots Cast - Total	197
Voter Turnout - Total	6.41%

Trustee, Place 4 - Collin Co. Comm. College Dist.  
Vote For 1

	TOTAL	VOTE %
Tamara Thomas	52	32.70%
Staci L. Weaver	107	67.30%
Total Votes Cast	159	100.00%
Overvotes	0	
Undervotes	38	
Contest Totals	197	

Trustee, Place 5 - Collin Co. Comm. College Dist.  
Vote For 1

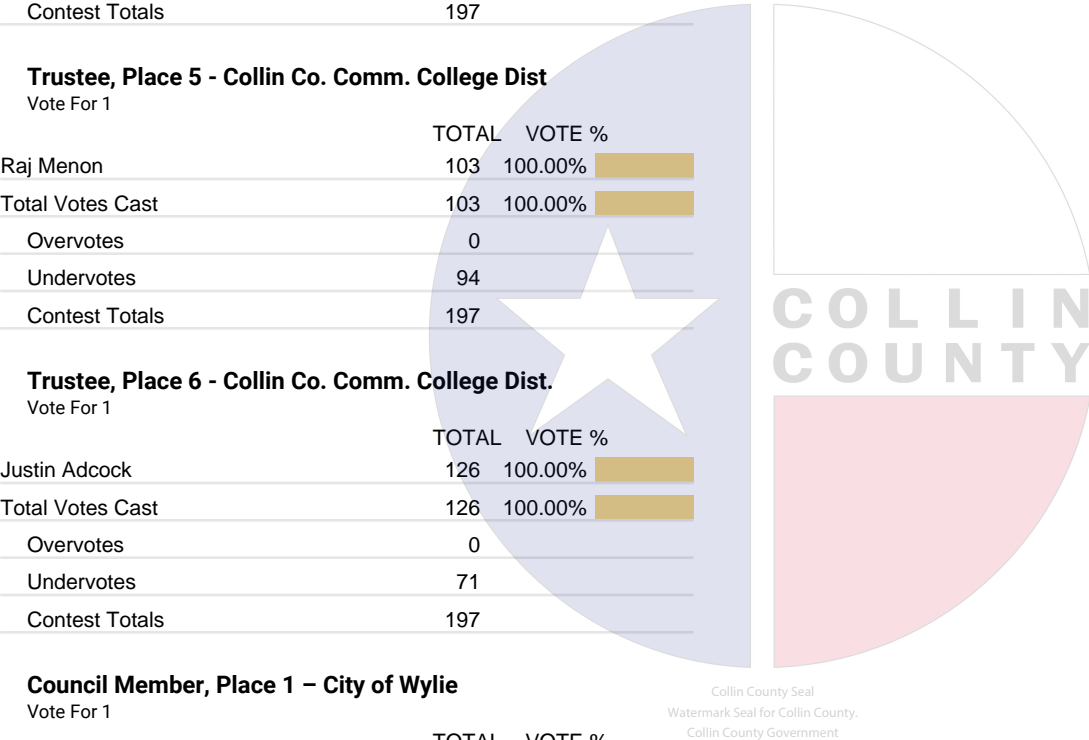
	TOTAL	VOTE %
Raj Menon	103	100.00%
Total Votes Cast	103	100.00%
Overvotes	0	
Undervotes	94	
Contest Totals	197	

Trustee, Place 6 - Collin Co. Comm. College Dist.  
Vote For 1

	TOTAL	VOTE %
Justin Adcock	126	100.00%
Total Votes Cast	126	100.00%
Overvotes	0	
Undervotes	71	
Contest Totals	197	

Council Member, Place 1 – City of Wylie  
Vote For 1

	TOTAL	VOTE %
David R. Duke	122	100.00%
Total Votes Cast	122	100.00%
Overvotes	0	
Undervotes	67	
Contest Totals	189	



PCT 217

Council Member, Place 3 – City of Wylie

	TOTAL	VOTE %	
Hamza Fraz	51	27.72%	<div><div></div></div>
Todd J. Pickens	133	72.28%	<div><div></div></div>
Total Votes Cast	184	100.00%	<div><div></div></div>
Overvotes	0		
Undervotes	5		
Contest Totals	189		

Proposition A – City of Wylie

	TOTAL	VOTE %	
FOR THE MEASURE	79	45.14%	<div><div></div></div>
AGAINST THE MEASURE	96	54.86%	<div><div></div></div>
Total Votes Cast	175	100.00%	<div><div></div></div>
Overvotes	0		
Undervotes	14		
Contest Totals	189		

Proposition B – City of Wylie

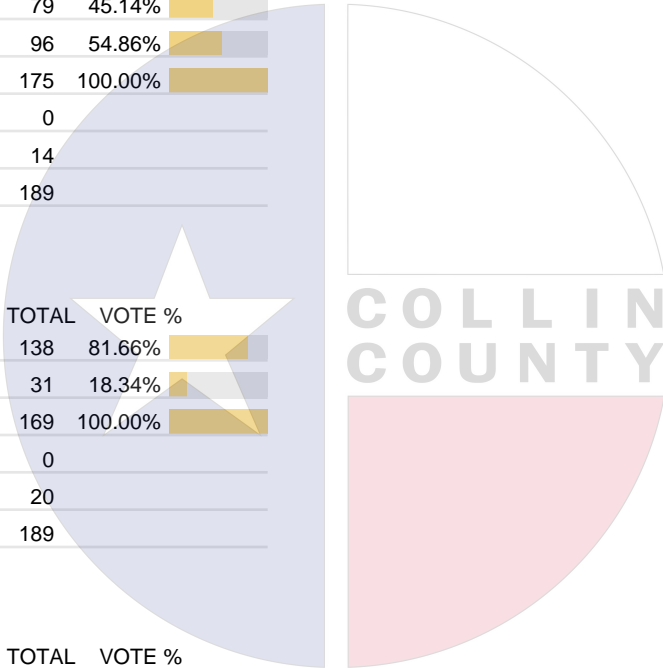
	TOTAL	VOTE %	
FOR THE MEASURE	138	81.66%	<div><div></div></div>
AGAINST THE MEASURE	31	18.34%	<div><div></div></div>
Total Votes Cast	169	100.00%	<div><div></div></div>
Overvotes	0		
Undervotes	20		
Contest Totals	189		

Proposition C – City of Wylie

	TOTAL	VOTE %	
FOR THE MEASURE	165	92.70%	<div><div></div></div>
AGAINST THE MEASURE	13	7.30%	<div><div></div></div>
Total Votes Cast	178	100.00%	<div><div></div></div>
Overvotes	0		
Undervotes	11		
Contest Totals	189		

Proposition D – City of Wylie

	TOTAL	VOTE %	
FOR THE MEASURE	159	93.53%	<div><div></div></div>
AGAINST THE MEASURE	11	6.47%	<div><div></div></div>
Total Votes Cast	170	100.00%	<div><div></div></div>
Overvotes	0		
Undervotes	19		
Contest Totals	189		



## PCT 217

### Proposition E – City of Wylie

Vote For 1

	TOTAL	VOTE %	
FOR THE MEASURE	102	59.65%	<div><div></div></div>
AGAINST THE MEASURE	69	40.35%	<div><div></div></div>
Total Votes Cast	171	100.00%	<div><div></div></div>
Overvotes	0		
Undervotes	18		
Contest Totals	189		

### Proposition F – City of Wylie

Vote For 1

	TOTAL	VOTE %	
FOR THE MEASURE	124	73.81%	<div><div></div></div>
AGAINST THE MEASURE	44	26.19%	<div><div></div></div>
Total Votes Cast	168	100.00%	<div><div></div></div>
Overvotes	0		
Undervotes	21		
Contest Totals	189		

### Proposition G – City of Wylie

Vote For 1

	TOTAL	VOTE %	
FOR THE MEASURE	66	38.82%	<div><div></div></div>
AGAINST THE MEASURE	104	61.18%	<div><div></div></div>
Total Votes Cast	170	100.00%	<div><div></div></div>
Overvotes	0		
Undervotes	19		
Contest Totals	189		

### Proposition H – City of Wylie

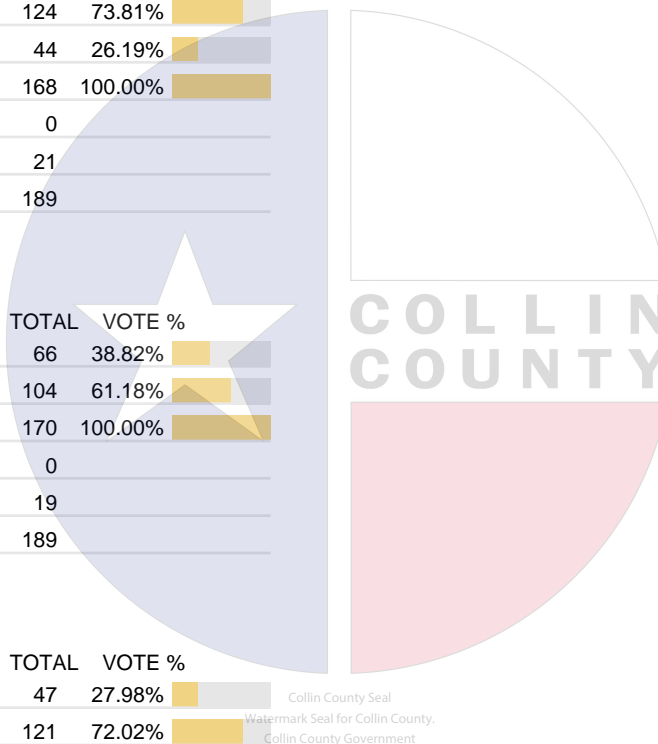
Vote For 1

	TOTAL	VOTE %	
FOR THE MEASURE	47	27.98%	<div><div></div></div>
AGAINST THE MEASURE	121	72.02%	<div><div></div></div>
Total Votes Cast	168	100.00%	<div><div></div></div>
Overvotes	0		
Undervotes	21		
Contest Totals	189		

### Proposition I – City of Wylie

Vote For 1

	TOTAL	VOTE %	
FOR THE MEASURE	101	63.12%	<div><div></div></div>
AGAINST THE MEASURE	59	36.88%	<div><div></div></div>
Total Votes Cast	160	100.00%	<div><div></div></div>
Overvotes	0		
Undervotes	29		
Contest Totals	189		



## PCT 217

### Proposition J – City of Wylie

Vote For 1

	TOTAL	VOTE %	
FOR THE MEASURE	155	90.12%	<div><div></div></div>
AGAINST THE MEASURE	17	9.88%	<div><div></div></div>
Total Votes Cast	172	100.00%	<div><div></div></div>
Overvotes	0		
Undervotes	17		
Contest Totals	189		

### Proposition K – City of Wylie

Vote For 1

	TOTAL	VOTE %	
FOR THE MEASURE	95	56.55%	<div><div></div></div>
AGAINST THE MEASURE	73	43.45%	<div><div></div></div>
Total Votes Cast	168	100.00%	<div><div></div></div>
Overvotes	0		
Undervotes	21		
Contest Totals	189		

### Proposition L – City of Wylie

Vote For 1

	TOTAL	VOTE %	
FOR THE MEASURE	155	90.64%	<div><div></div></div>
AGAINST THE MEASURE	16	9.36%	<div><div></div></div>
Total Votes Cast	171	100.00%	<div><div></div></div>
Overvotes	0		
Undervotes	18		
Contest Totals	189		

### Proposition M – City of Wylie

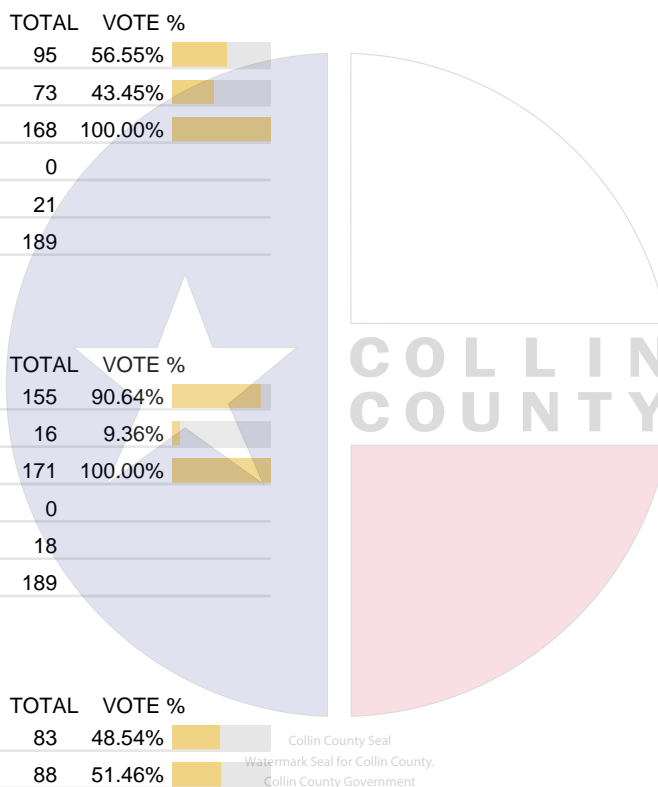
Vote For 1

	TOTAL	VOTE %	
FOR THE MEASURE	83	48.54%	<div><div></div></div>
AGAINST THE MEASURE	88	51.46%	<div><div></div></div>
Total Votes Cast	171	100.00%	<div><div></div></div>
Overvotes	0		
Undervotes	18		
Contest Totals	189		

### Proposition N – City of Wylie

Vote For 1

	TOTAL	VOTE %	
FOR THE MEASURE	70	42.17%	<div><div></div></div>
AGAINST THE MEASURE	96	57.83%	<div><div></div></div>
Total Votes Cast	166	100.00%	<div><div></div></div>
Overvotes	0		
Undervotes	23		
Contest Totals	189		



PCT 217

Proposition O – City of Wylie  
Vote For 1

	TOTAL	VOTE %	
FOR THE MEASURE	113	69.33%	<div><div></div></div>
AGAINST THE MEASURE	50	30.67%	<div><div></div></div>
Total Votes Cast	163	100.00%	<div><div></div></div>
Overvotes	0		
Undervotes	26		
Contest Totals	189		

Proposition P – City of Wylie  
Vote For 1

	TOTAL	VOTE %	
FOR THE MEASURE	130	76.92%	<div><div></div></div>
AGAINST THE MEASURE	39	23.08%	<div><div></div></div>
Total Votes Cast	169	100.00%	<div><div></div></div>
Overvotes	0		
Undervotes	20		
Contest Totals	189		

Proposition Q – City of Wylie  
Vote For 1

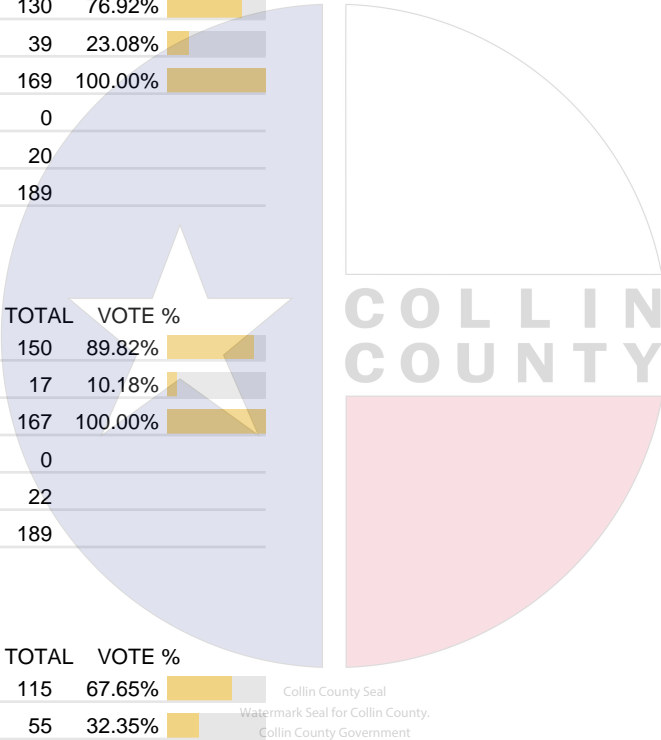
	TOTAL	VOTE %	
FOR THE MEASURE	150	89.82%	<div><div></div></div>
AGAINST THE MEASURE	17	10.18%	<div><div></div></div>
Total Votes Cast	167	100.00%	<div><div></div></div>
Overvotes	0		
Undervotes	22		
Contest Totals	189		

Proposition R – City of Wylie  
Vote For 1

	TOTAL	VOTE %	
FOR THE MEASURE	115	67.65%	<div><div></div></div>
AGAINST THE MEASURE	55	32.35%	<div><div></div></div>
Total Votes Cast	170	100.00%	<div><div></div></div>
Overvotes	0		
Undervotes	19		
Contest Totals	189		

Proposition S – City of Wylie  
Vote For 1

	TOTAL	VOTE %	
FOR THE MEASURE	136	82.93%	<div><div></div></div>
AGAINST THE MEASURE	28	17.07%	<div><div></div></div>
Total Votes Cast	164	100.00%	<div><div></div></div>
Overvotes	0		
Undervotes	25		
Contest Totals	189		



## PCT 217

### Proposition T – City of Wylie

Vote For 1

	TOTAL	VOTE %	
FOR THE MEASURE	40	23.53%	<div><div></div></div>
AGAINST THE MEASURE	130	76.47%	<div><div></div></div>
Total Votes Cast	170	100.00%	<div><div></div></div>
Overvotes	0		
Undervotes	19		
Contest Totals	189		

### Proposition U – City of Wylie

Vote For 1

	TOTAL	VOTE %	
FOR THE MEASURE	147	88.02%	<div><div></div></div>
AGAINST THE MEASURE	20	11.98%	<div><div></div></div>
Total Votes Cast	167	100.00%	<div><div></div></div>
Overvotes	0		
Undervotes	22		
Contest Totals	189		

### Proposition V – City of Wylie

Vote For 1

	TOTAL	VOTE %	
FOR THE MEASURE	101	59.06%	<div><div></div></div>
AGAINST THE MEASURE	70	40.94%	<div><div></div></div>
Total Votes Cast	171	100.00%	<div><div></div></div>
Overvotes	0		
Undervotes	18		
Contest Totals	189		

### Proposition W – City of Wylie

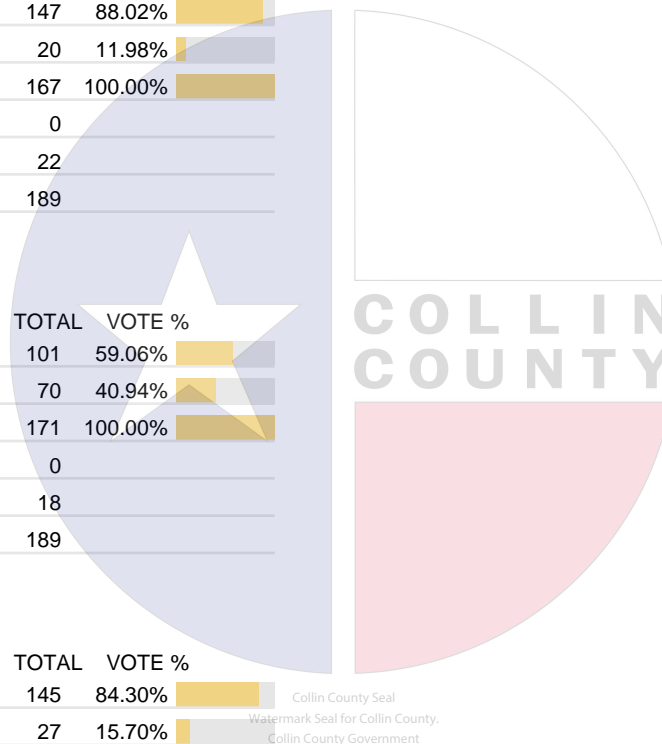
Vote For 1

	TOTAL	VOTE %	
FOR THE MEASURE	145	84.30%	<div><div></div></div>
AGAINST THE MEASURE	27	15.70%	<div><div></div></div>
Total Votes Cast	172	100.00%	<div><div></div></div>
Overvotes	0		
Undervotes	17		
Contest Totals	189		

### Proposition X – City of Wylie

Vote For 1

	TOTAL	VOTE %	
FOR THE MEASURE	141	82.46%	<div><div></div></div>
AGAINST THE MEASURE	30	17.54%	<div><div></div></div>
Total Votes Cast	171	100.00%	<div><div></div></div>
Overvotes	0		
Undervotes	18		
Contest Totals	189		



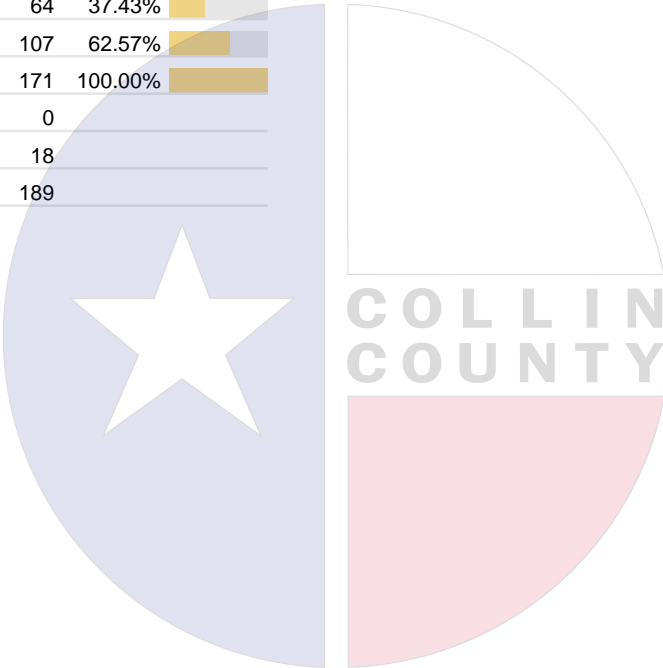
PCT 217

Proposition Y – City of Wylie  
Vote For 1

	TOTAL	VOTE %	
FOR THE MEASURE	126	77.30%	<div><div></div></div>
AGAINST THE MEASURE	37	22.70%	<div><div></div></div>
Total Votes Cast	163	100.00%	<div><div></div></div>
Overvotes	0		
Undervotes	26		
Contest Totals	189		

Proposition Z – City of Wylie  
Vote For 1

	TOTAL	VOTE %	
FOR THE MEASURE	64	37.43%	<div><div></div></div>
AGAINST THE MEASURE	107	62.57%	<div><div></div></div>
Total Votes Cast	171	100.00%	<div><div></div></div>
Overvotes	0		
Undervotes	18		
Contest Totals	189		



Collin County Seal  
Watermark Seal for Collin County.  
Collin County Government

PCT 218

Statistics	TOTAL
Registered Voters - Total	4,195
Ballots Cast - Total	142
Voter Turnout - Total	3.38%

Trustee, Place 4 - Collin Co. Comm. College Dist.  
Vote For 1

	TOTAL	VOTE %	
Tamara Thomas	68	52.71%	<div><div></div></div>
Staci L. Weaver	61	47.29%	<div><div></div></div>
Total Votes Cast	129	100.00%	<div><div></div></div>
Overvotes	0		
Undervotes	13		
Contest Totals	142		

Trustee, Place 5 - Collin Co. Comm. College Dist.  
Vote For 1

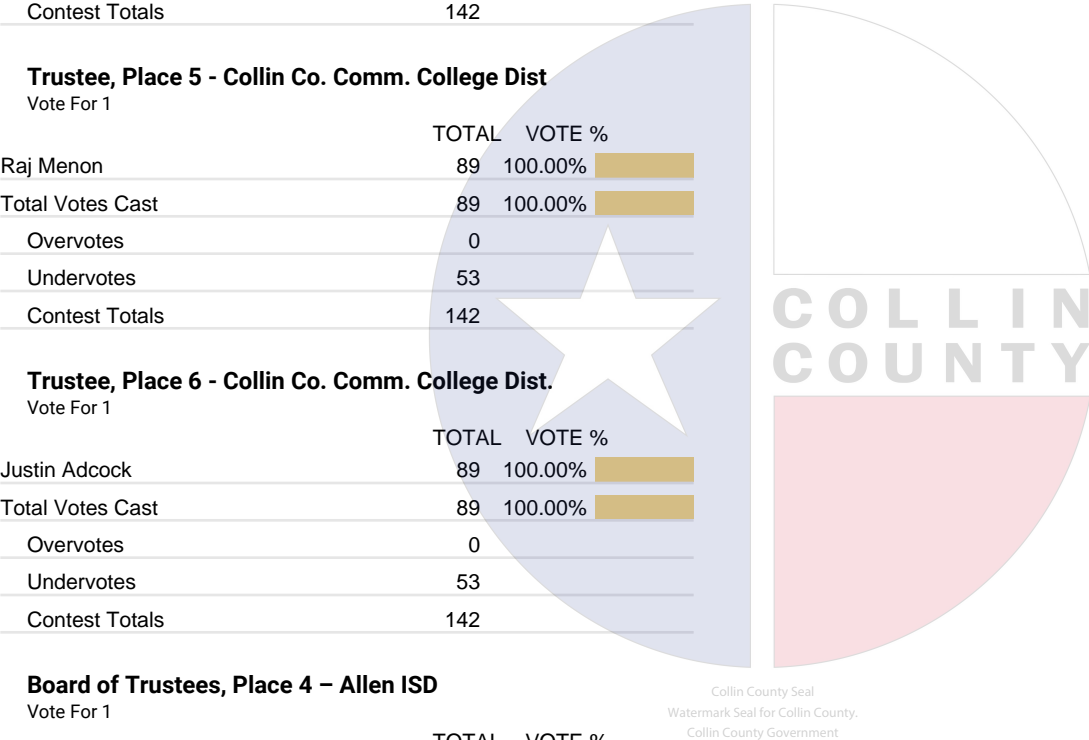
	TOTAL	VOTE %	
Raj Menon	89	100.00%	<div><div></div></div>
Total Votes Cast	89	100.00%	<div><div></div></div>
Overvotes	0		
Undervotes	53		
Contest Totals	142		

Trustee, Place 6 - Collin Co. Comm. College Dist.  
Vote For 1

	TOTAL	VOTE %	
Justin Adcock	89	100.00%	<div><div></div></div>
Total Votes Cast	89	100.00%	<div><div></div></div>
Overvotes	0		
Undervotes	53		
Contest Totals	142		

Board of Trustees, Place 4 - Allen ISD  
Vote For 1

	TOTAL	VOTE %	
Rosalind Lewis	63	45.32%	<div><div></div></div>
Becca Kinnear	76	54.68%	<div><div></div></div>
Total Votes Cast	139	100.00%	<div><div></div></div>
Overvotes	0		
Undervotes	3		
Contest Totals	142		






PCT 218

Board of Trustees, Place 5 – Allen ISD  
Vote For 1

	TOTAL	VOTE %	
Kit McKee	49	35.77%	<div><div></div></div>
Amanda Campbell	88	64.23%	<div><div></div></div>
Total Votes Cast	137	100.00%	<div><div></div></div>
Overvotes	0		
Undervotes	5		
Contest Totals	142		



Collin County Seal  
Watermark Seal for Collin County.  
Collin County Government

PCT 219

Statistics	TOTAL
Registered Voters - Total	4,482
Ballots Cast - Total	193
Voter Turnout - Total	4.31%

Trustee, Place 4 - Collin Co. Comm. College Dist.  
Vote For 1

	TOTAL	VOTE %	
Tamara Thomas	101	54.01%	<div><div></div></div>
Staci L. Weaver	86	45.99%	<div><div></div></div>
Total Votes Cast	187	100.00%	<div><div></div></div>
Overvotes	0		
Undervotes	6		
Contest Totals	193		

Trustee, Place 5 - Collin Co. Comm. College Dist.  
Vote For 1


	TOTAL	VOTE %	
Raj Menon	115	100.00%	<div><div></div></div>
Total Votes Cast	115	100.00%	<div><div></div></div>
Overvotes	0		
Undervotes	78		
Contest Totals	193		

Trustee, Place 6 - Collin Co. Comm. College Dist.  
Vote For 1

	TOTAL	VOTE %	
Justin Adcock	118	100.00%	<div><div></div></div>
Total Votes Cast	118	100.00%	<div><div></div></div>
Overvotes	0		
Undervotes	75		
Contest Totals	193		

Board of Trustees, Place 4 – Allen ISD  
Vote For 1


	TOTAL	VOTE %	
Rosalind Lewis	76	42.94%	<div><div></div></div>
Becca Kinnear	101	57.06%	<div><div></div></div>
Total Votes Cast	177	100.00%	<div><div></div></div>
Overvotes	0		
Undervotes	16		
Contest Totals	193		



PCT 219

Board of Trustees, Place 5 – Allen ISD  
Vote For 1

	TOTAL	VOTE %	
Kit McKee	60	31.75%	<div><div></div></div>
Amanda Campbell	129	68.25%	<div><div></div></div>
Total Votes Cast	189	100.00%	<div><div></div></div>
Overvotes	0		
Undervotes	4		
Contest Totals	193		



Collin County Seal  
Watermark Seal for Collin County.  
Collin County Government

PCT 220

Statistics	TOTAL
Registered Voters - Total	5,634
Ballots Cast - Total	865
Voter Turnout - Total	15.35%

Trustee, Place 4 - Collin Co. Comm. College Dist.  
Vote For 1

	TOTAL	VOTE %	
Tamara Thomas	363	50.70%	<div><div></div></div>
Staci L. Weaver	353	49.30%	<div><div></div></div>
Total Votes Cast	716	100.00%	<div><div></div></div>
Overvotes	0		
Undervotes	149		
Contest Totals	865		

Trustee, Place 5 - Collin Co. Comm. College Dist.  
Vote For 1

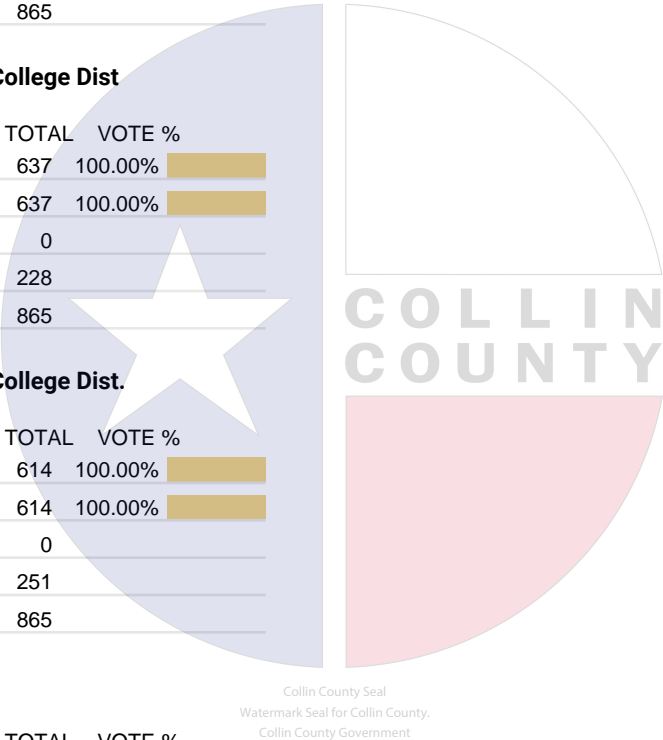
	TOTAL	VOTE %	
Raj Menon	637	100.00%	<div><div></div></div>
Total Votes Cast	637	100.00%	<div><div></div></div>
Overvotes	0		
Undervotes	228		
Contest Totals	865		

Trustee, Place 6 - Collin Co. Comm. College Dist.  
Vote For 1

	TOTAL	VOTE %	
Justin Adcock	614	100.00%	<div><div></div></div>
Total Votes Cast	614	100.00%	<div><div></div></div>
Overvotes	0		
Undervotes	251		
Contest Totals	865		

City Council, Place 2 – City of Frisco  
Vote For 1

	TOTAL	VOTE %	
Burt Thakur	216	26.54%	<div><div></div></div>
Sai Krishnarajanagar	356	43.73%	<div><div></div></div>
Tammy Meinershagen	242	29.73%	<div><div></div></div>
Total Votes Cast	814	100.00%	<div><div></div></div>
Overvotes	0		
Undervotes	51		
Contest Totals	865		



PCT 220

City Council, Place 4 – City of Frisco  
Vote For 1

	TOTAL	VOTE %
Josh Meek	101	11.91%
Jared Elad	119	14.03%
Jerry Spencer	33	3.89%
Gopal Ponangi	454	53.54%
Sangita Datta	141	16.63%
Total Votes Cast	848	100.00%
Overvotes	0	
Undervotes	17	
Contest Totals	865	

Proposition A – City of Frisco  
Vote For 1

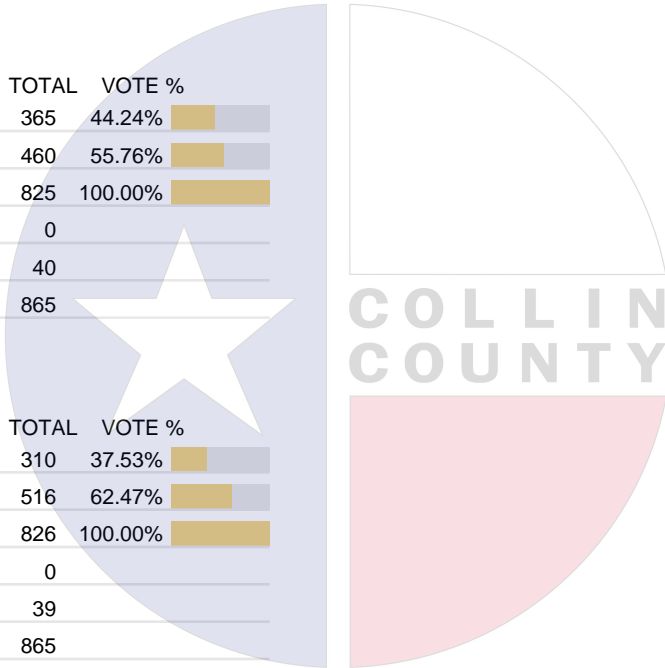
	TOTAL	VOTE %
For	365	44.24%
Against	460	55.76%
Total Votes Cast	825	100.00%
Overvotes	0	
Undervotes	40	
Contest Totals	865	

Proposition B – City of Frisco  
Vote For 1

	TOTAL	VOTE %
For	310	37.53%
Against	516	62.47%
Total Votes Cast	826	100.00%
Overvotes	0	
Undervotes	39	
Contest Totals	865	

Proposition C – City of Frisco  
Vote For 1

	TOTAL	VOTE %
For	580	71.69%
Against	229	28.31%
Total Votes Cast	809	100.00%
Overvotes	0	
Undervotes	56	
Contest Totals	865	



Collin County Seal  
Watermark Seal for Collin County,  
Collin County Government

PCT 220

Proposition D – City of Frisco  
Vote For 1

	TOTAL	VOTE %	
For	297	36.71%	<div><div></div></div>
Against	512	63.29%	<div><div></div></div>
Total Votes Cast	809	100.00%	<div><div></div></div>
Overvotes	0		
Undervotes	56		
Contest Totals	865		

Proposition E – City of Frisco  
Vote For 1

	TOTAL	VOTE %	
For	454	57.18%	<div><div></div></div>
Against	340	42.82%	<div><div></div></div>
Total Votes Cast	794	100.00%	<div><div></div></div>
Overvotes	0		
Undervotes	71		
Contest Totals	865		

Proposition F – City of Frisco  
Vote For 1

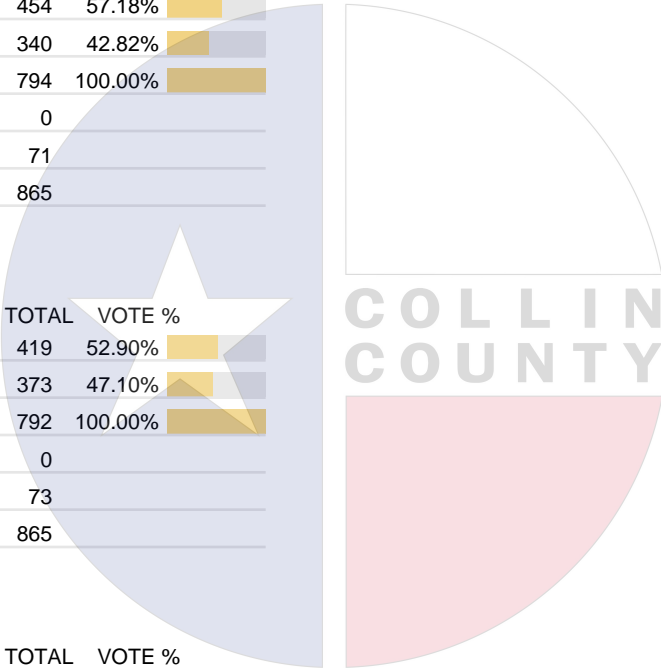
	TOTAL	VOTE %	
For	419	52.90%	<div><div></div></div>
Against	373	47.10%	<div><div></div></div>
Total Votes Cast	792	100.00%	<div><div></div></div>
Overvotes	0		
Undervotes	73		
Contest Totals	865		

Proposition G – City of Frisco  
Vote For 1

	TOTAL	VOTE %	
For	521	67.23%	<div><div></div></div>
Against	254	32.77%	<div><div></div></div>
Total Votes Cast	775	100.00%	<div><div></div></div>
Overvotes	0		
Undervotes	90		
Contest Totals	865		

Proposition H – City of Frisco  
Vote For 1

	TOTAL	VOTE %	
For	548	71.17%	<div><div></div></div>
Against	222	28.83%	<div><div></div></div>
Total Votes Cast	770	100.00%	<div><div></div></div>
Overvotes	0		
Undervotes	95		
Contest Totals	865		



PCT 220

Proposition I – City of Frisco  
Vote For 1

	TOTAL	VOTE %	
For	402	53.74%	<div><div></div></div>
Against	346	46.26%	<div><div></div></div>
Total Votes Cast	748	100.00%	<div><div></div></div>
Overvotes	0		
Undervotes	117		
Contest Totals	865		

Proposition J – City of Frisco  
Vote For 1

	TOTAL	VOTE %	
For	413	54.13%	<div><div></div></div>
Against	350	45.87%	<div><div></div></div>
Total Votes Cast	763	100.00%	<div><div></div></div>
Overvotes	0		
Undervotes	102		
Contest Totals	865		

Proposition K – City of Frisco  
Vote For 1

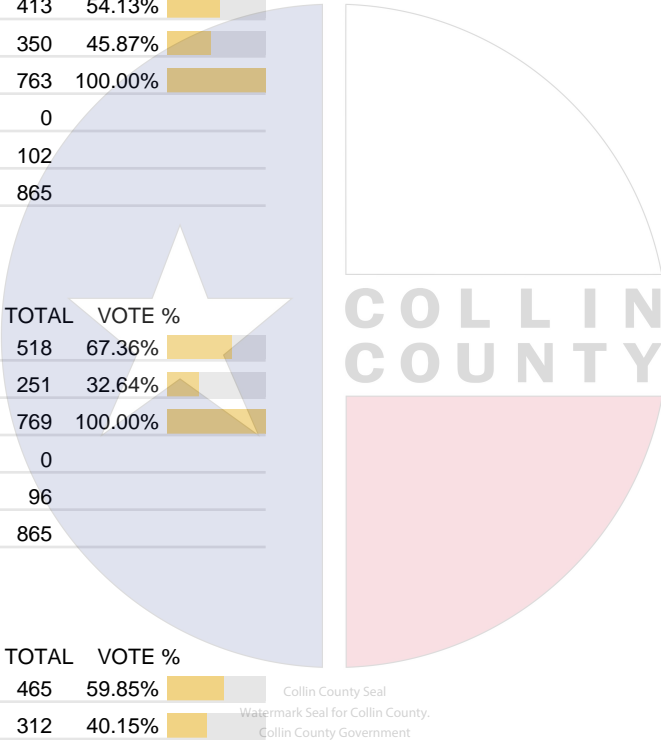
	TOTAL	VOTE %	
For	518	67.36%	<div><div></div></div>
Against	251	32.64%	<div><div></div></div>
Total Votes Cast	769	100.00%	<div><div></div></div>
Overvotes	0		
Undervotes	96		
Contest Totals	865		

Proposition L - City of Frisco  
Vote For 1

	TOTAL	VOTE %	
For	465	59.85%	<div><div></div></div>
Against	312	40.15%	<div><div></div></div>
Total Votes Cast	777	100.00%	<div><div></div></div>
Overvotes	0		
Undervotes	88		
Contest Totals	865		

Proposition M – City of Frisco  
Vote For 1

	TOTAL	VOTE %	
For	577	74.74%	<div><div></div></div>
Against	195	25.26%	<div><div></div></div>
Total Votes Cast	772	100.00%	<div><div></div></div>
Overvotes	0		
Undervotes	93		
Contest Totals	865		



PCT 220

Proposition N – City of Frisco  
Vote For 1

	TOTAL	VOTE %	
For	519	68.29%	<div><div></div></div>
Against	241	31.71%	<div><div></div></div>
Total Votes Cast	760	100.00%	<div><div></div></div>
Overvotes	0		
Undervotes	105		
Contest Totals	865		

Trustee, Place 1 – Frisco ISD  
Vote For 1

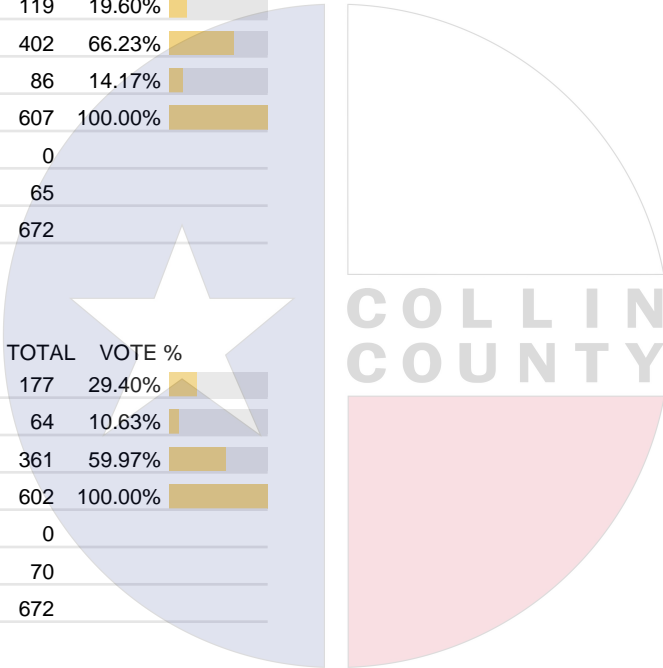
	TOTAL	VOTE %	
Amit Kalra	119	19.60%	<div><div></div></div>
Suresh Manduva	402	66.23%	<div><div></div></div>
Muni Janagarajan	86	14.17%	<div><div></div></div>
Total Votes Cast	607	100.00%	<div><div></div></div>
Overvotes	0		
Undervotes	65		
Contest Totals	672		

Trustee, Place 2 – Frisco ISD  
Vote For 1

	TOTAL	VOTE %	
Melanie Barrios Jones	177	29.40%	<div><div></div></div>
Ange Yao	64	10.63%	<div><div></div></div>
Renee Sample	361	59.97%	<div><div></div></div>
Total Votes Cast	602	100.00%	<div><div></div></div>
Overvotes	0		
Undervotes	70		
Contest Totals	672		

Trustee, Place 3 – Frisco ISD  
Vote For 1

	TOTAL	VOTE %	
Stuart Shulman	378	64.07%	<div><div></div></div>
Stephanie Elad	212	35.93%	<div><div></div></div>
Total Votes Cast	590	100.00%	<div><div></div></div>
Overvotes	0		
Undervotes	82		
Contest Totals	672		



Collin County Seal  
Watermark Seal for Collin County,  
Collin County Government



PCT 220

School Board Trustee, Place 1 – Prosper ISD

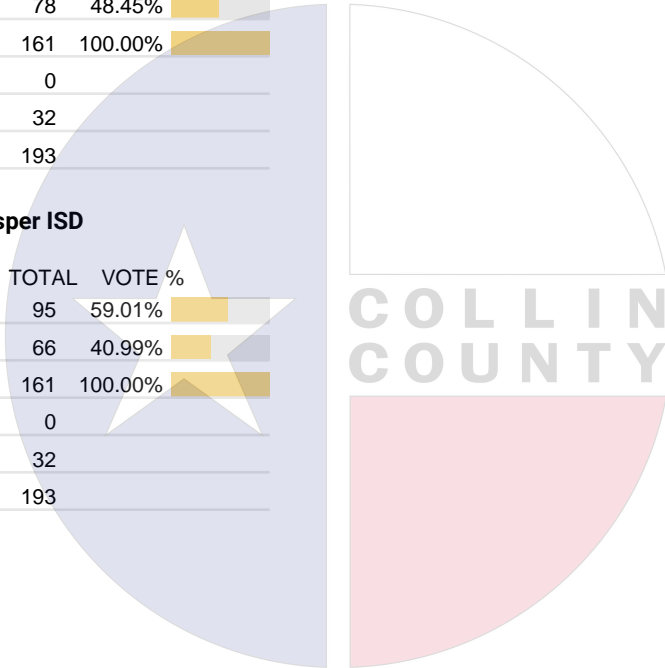
	TOTAL	VOTE %	
Jorden Dial	138	100.00%	<div><div></div></div>
Total Votes Cast	138	100.00%	<div><div></div></div>
Overvotes	0		
Undervotes	55		
Contest Totals	193		

School Board Trustee, Place 3 – Prosper ISD

	TOTAL	VOTE %	
Scott Bray	83	51.55%	<div><div></div><div></div></div>
Kelly P. Cavender	78	48.45%	<div><div></div><div></div></div>
Total Votes Cast	161	100.00%	<div><div></div></div>
Overvotes	0		
Undervotes	32		
Contest Totals	193		

School Board Trustee, Place 6 – Prosper ISD

	TOTAL	VOTE %	
Janette Church	95	59.01%	<div><div></div><div></div></div>
Garrett Linker	66	40.99%	<div><div></div><div></div></div>
Total Votes Cast	161	100.00%	<div><div></div></div>
Overvotes	0		
Undervotes	32		
Contest Totals	193		



Collin County Seal  
Watermark Seal for Collin County.  
Collin County Government

PCT 221

Statistics	TOTAL
Registered Voters - Total	5,077
Ballots Cast - Total	962
Voter Turnout - Total	18.95%

Trustee, Place 4 - Collin Co. Comm. College Dist.  
Vote For 1

	TOTAL	VOTE %
Tamara Thomas	227	30.63%
Staci L. Weaver	514	69.37%
Total Votes Cast	741	100.00%
Overvotes	0	
Undervotes	221	
Contest Totals	962	

Trustee, Place 5 - Collin Co. Comm. College Dist.  
Vote For 1

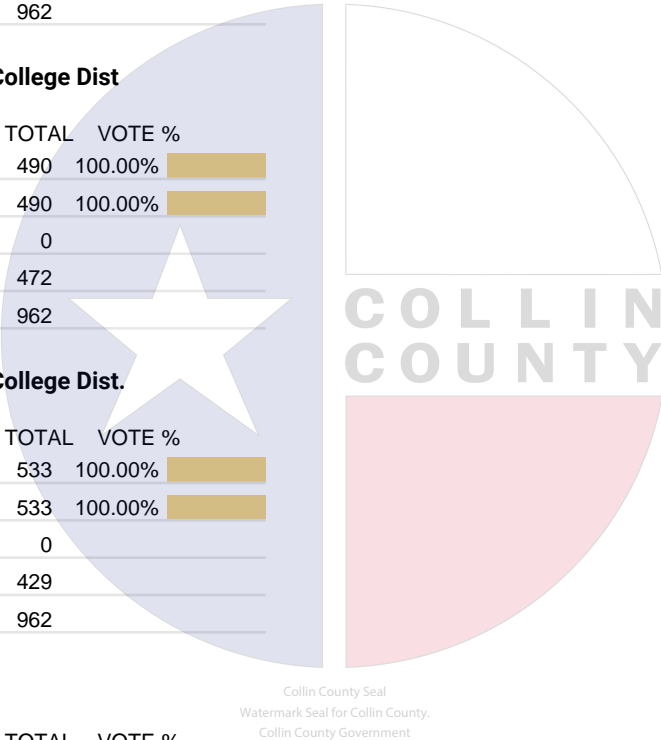
	TOTAL	VOTE %
Raj Menon	490	100.00%
Total Votes Cast	490	100.00%
Overvotes	0	
Undervotes	472	
Contest Totals	962	

Trustee, Place 6 - Collin Co. Comm. College Dist.  
Vote For 1

	TOTAL	VOTE %
Justin Adcock	533	100.00%
Total Votes Cast	533	100.00%
Overvotes	0	
Undervotes	429	
Contest Totals	962	

Mayor – City of McKinney  
Vote For 1

	TOTAL	VOTE %
Matt “Doc” Rostami	38	3.96%
Taylor Willingham	41	4.27%
Bill Cox	375	39.06%
Scott Sanford	506	52.71%
Total Votes Cast	960	100.00%
Overvotes	0	
Undervotes	2	
Contest Totals	962	



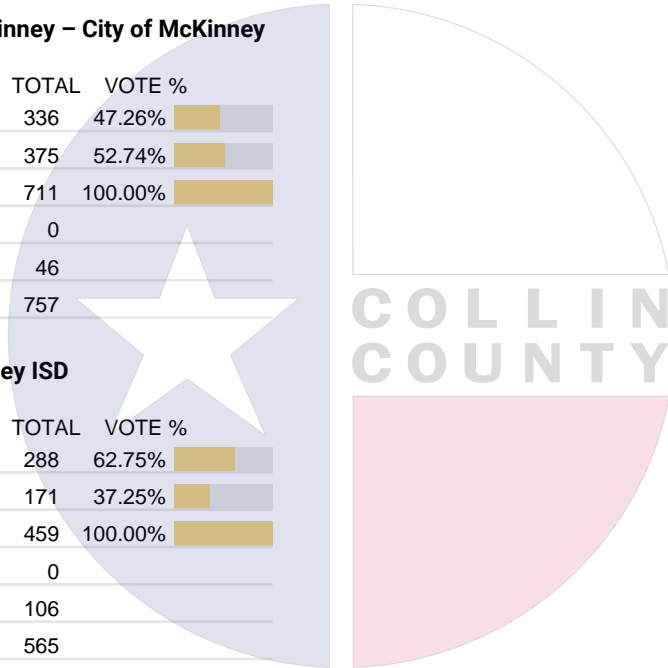
PCT 221

Council Member, At-Large No. 1 – City of McKinney		
Vote For 1		
	TOTAL	VOTE %
Brian J. Magnuson	258	31.16%
Derrick Tarver	85	10.27%
Ernest Lynch	251	30.31%
Taha Ansari	87	10.51%
Jim Garrison	147	17.75%
Total Votes Cast	828	100.00%
Overvotes	0	
Undervotes	134	
Contest Totals	962	

Council Member, District No. 3, McKinney – City of McKinney		
Vote For 1		
	TOTAL	VOTE %
Gere Feltus	336	47.26%
Tammy Warren	375	52.74%
Total Votes Cast	711	100.00%
Overvotes	0	
Undervotes	46	
Contest Totals	757	

Board of Trustees, Place 2 – McKinney ISD		
Vote For 1		
	TOTAL	VOTE %
Kenneth Ussery	288	62.75%
Deborah Klosky	171	37.25%
Total Votes Cast	459	100.00%
Overvotes	0	
Undervotes	106	
Contest Totals	565	

Board of Trustees, Place 7 – McKinney ISD		
Vote For 1		
	TOTAL	VOTE %
Harvey Oaxaca	570	100.00%
Total Votes Cast	570	100.00%
Overvotes	0	
Undervotes	392	
Contest Totals	962	



Collin County Seal  
Watermark Seal for Collin County,  
Collin County Government

PCT 222

Statistics	TOTAL
Registered Voters - Total	3,875
Ballots Cast - Total	209
Voter Turnout - Total	5.39%

Trustee, Place 4 - Collin Co. Comm. College Dist.  
Vote For 1

	TOTAL	VOTE %
Tamara Thomas	81	43.09%
Staci L. Weaver	107	56.91%
Total Votes Cast	188	100.00%
Overvotes	0	
Undervotes	21	
Contest Totals	209	

Trustee, Place 5 - Collin Co. Comm. College Dist.  
Vote For 1

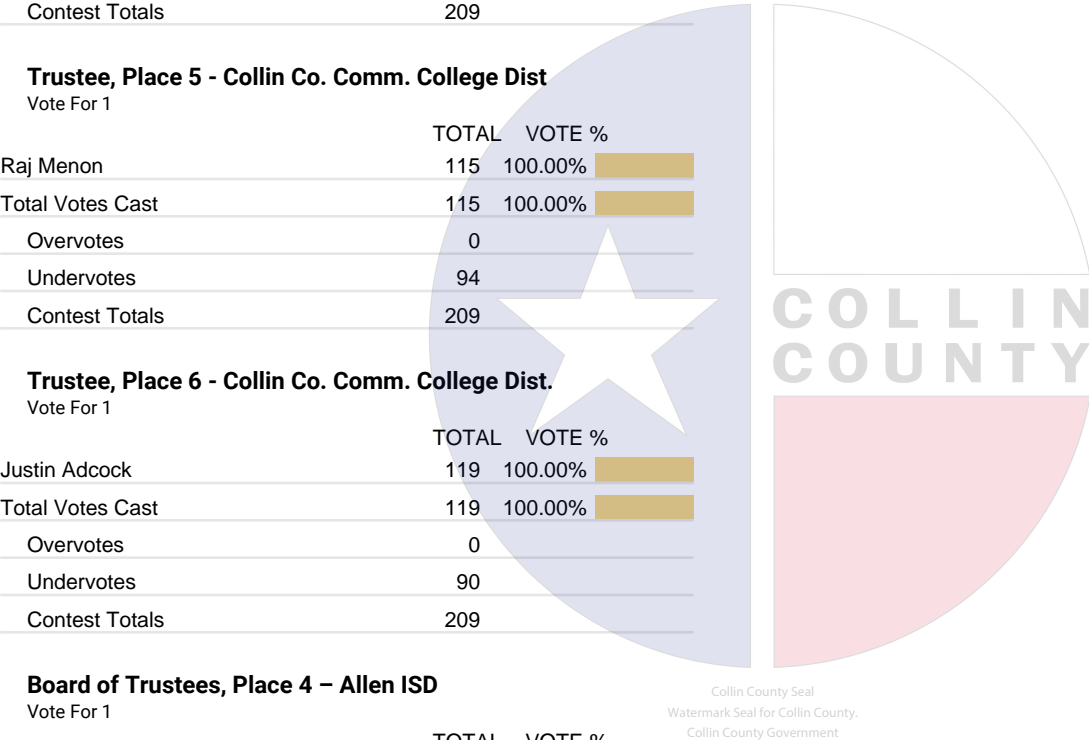
	TOTAL	VOTE %
Raj Menon	115	100.00%
Total Votes Cast	115	100.00%
Overvotes	0	
Undervotes	94	
Contest Totals	209	

Trustee, Place 6 - Collin Co. Comm. College Dist.  
Vote For 1

	TOTAL	VOTE %
Justin Adcock	119	100.00%
Total Votes Cast	119	100.00%
Overvotes	0	
Undervotes	90	
Contest Totals	209	

Board of Trustees, Place 4 - Allen ISD  
Vote For 1


	TOTAL	VOTE %
Rosalind Lewis	92	47.42%
Becca Kinnear	102	52.58%
Total Votes Cast	194	100.00%
Overvotes	0	
Undervotes	15	
Contest Totals	209	



PCT 222

Board of Trustees, Place 5 – Allen ISD  
Vote For 1

	TOTAL	VOTE %	
Kit McKee	75	39.89%	<div><div></div></div>
Amanda Campbell	113	60.11%	<div><div></div></div>
Total Votes Cast	188	100.00%	<div><div></div></div>
Overvotes	0		
Undervotes	21		
Contest Totals	209		



Collin County Seal  
Watermark Seal for Collin County.  
Collin County Government

PCT 223

Statistics	TOTAL
Registered Voters - Total	2,490
Ballots Cast - Total	121
Voter Turnout - Total	4.86%

Trustee, Place 4 - Collin Co. Comm. College Dist.  
Vote For 1

	TOTAL	VOTE %
Tamara Thomas	55	47.41%
Staci L. Weaver	61	52.59%
Total Votes Cast	116	100.00%
Overvotes	0	
Undervotes	5	
Contest Totals	121	

Trustee, Place 5 - Collin Co. Comm. College Dist.  
Vote For 1

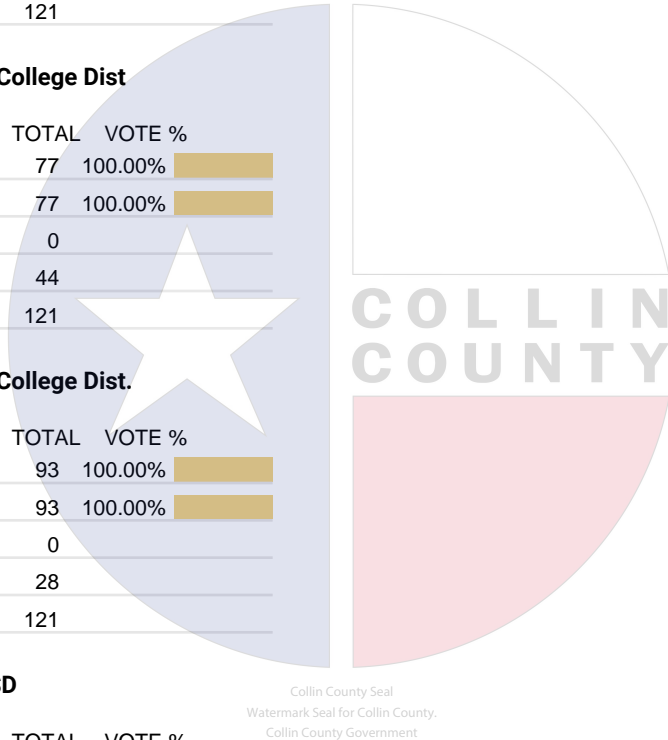
	TOTAL	VOTE %
Raj Menon	77	100.00%
Total Votes Cast	77	100.00%
Overvotes	0	
Undervotes	44	
Contest Totals	121	

Trustee, Place 6 - Collin Co. Comm. College Dist.  
Vote For 1

	TOTAL	VOTE %
Justin Adcock	93	100.00%
Total Votes Cast	93	100.00%
Overvotes	0	
Undervotes	28	
Contest Totals	121	

Board of Trustees, Place 4 - Allen ISD  
Vote For 1

	TOTAL	VOTE %
Rosalind Lewis	66	56.41%
Becca Kinnear	51	43.59%
Total Votes Cast	117	100.00%
Overvotes	0	
Undervotes	4	
Contest Totals	121	



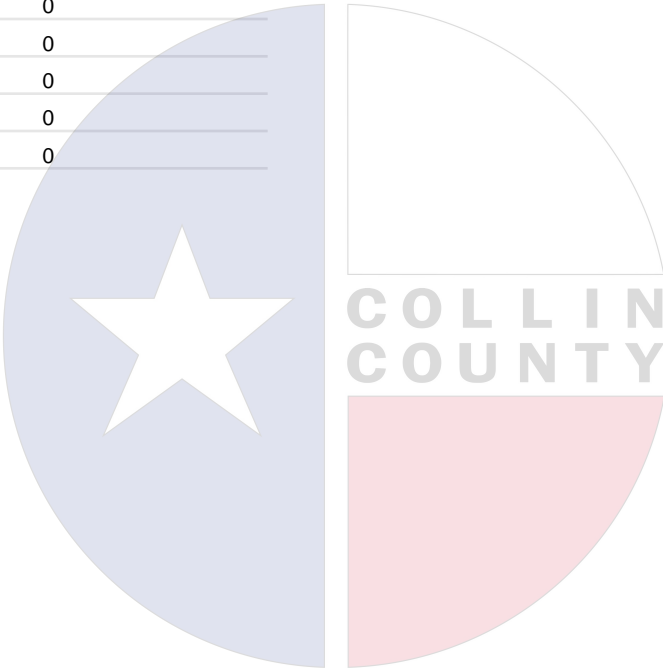
PCT 223

Board of Trustees, Place 5 – Allen ISD  
Vote For 1

	TOTAL	VOTE %	
Kit McKee	63	52.94%	<div><div></div></div>
Amanda Campbell	56	47.06%	<div><div></div></div>
Total Votes Cast	119	100.00%	<div><div></div></div>
Overvotes	0		
Undervotes	2		
Contest Totals	121		

Board of Trustees, Place 7 – McKinney ISD  
Vote For 1

	TOTAL	VOTE %	
Harvey Oaxaca	0		
Total Votes Cast	0		
Overvotes	0		
Undervotes	0		
Contest Totals	0		



Collin County Seal  
Watermark Seal for Collin County.  
Collin County Government

PCT 224

Statistics	TOTAL
Registered Voters - Total	3,284
Ballots Cast - Total	289
Voter Turnout - Total	8.80%

Trustee, Place 4 - Collin Co. Comm. College Dist.  
Vote For 1

	TOTAL	VOTE %
Tamara Thomas	44	21.15%
Staci L. Weaver	164	78.85%
Total Votes Cast	208	100.00%
Overvotes	0	
Undervotes	81	
Contest Totals	289	

Trustee, Place 5 - Collin Co. Comm. College Dist.  
Vote For 1

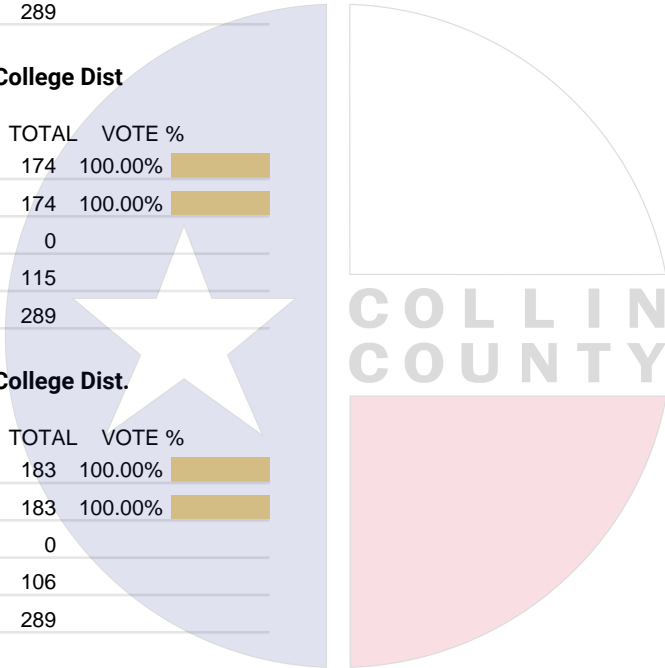
	TOTAL	VOTE %
Raj Menon	174	100.00%
Total Votes Cast	174	100.00%
Overvotes	0	
Undervotes	115	
Contest Totals	289	

Trustee, Place 6 - Collin Co. Comm. College Dist.  
Vote For 1

	TOTAL	VOTE %
Justin Adcock	183	100.00%
Total Votes Cast	183	100.00%
Overvotes	0	
Undervotes	106	
Contest Totals	289	

School Board Trustee, Place 1 – Prosper ISD  
Vote For 1

	TOTAL	VOTE %
Jorden Dial	198	100.00%
Total Votes Cast	198	100.00%
Overvotes	0	
Undervotes	91	
Contest Totals	289	



Collin County Seal  
Watermark Seal for Collin County,  
Collin County Government



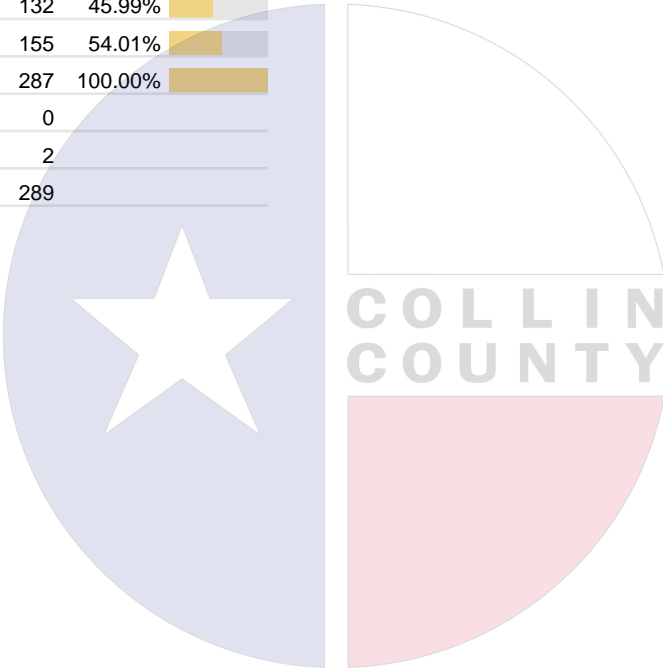
PCT 224

School Board Trustee, Place 3 – Prosper ISD

	TOTAL	VOTE %	
Scott Bray	136	48.75%	<div><div></div></div>
Kelly P. Cavender	143	51.25%	<div><div></div></div>
Total Votes Cast	279	100.00%	<div><div></div></div>
Overvotes	0		
Undervotes	10		
Contest Totals	289		

School Board Trustee, Place 6 – Prosper ISD

	TOTAL	VOTE %	
Janette Church	132	45.99%	<div><div></div></div>
Garrett Linker	155	54.01%	<div><div></div></div>
Total Votes Cast	287	100.00%	<div><div></div></div>
Overvotes	0		
Undervotes	2		
Contest Totals	289		



Collin County Seal  
Watermark Seal for Collin County.  
Collin County Government

PCT 225

Statistics	TOTAL
Registered Voters - Total	3,829
Ballots Cast - Total	651
Voter Turnout - Total	17.00%

Trustee, Place 4 - Collin Co. Comm. College Dist.  
Vote For 1

	TOTAL	VOTE %	
Tamara Thomas	264	48.98%	<div><div></div></div>
Staci L. Weaver	275	51.02%	<div><div></div></div>
Total Votes Cast	539	100.00%	<div><div></div></div>
Overvotes	0		
Undervotes	112		
Contest Totals	651		

Trustee, Place 5 - Collin Co. Comm. College Dist.  
Vote For 1


	TOTAL	VOTE %	
Raj Menon	442	100.00%	<div><div></div></div>
Total Votes Cast	442	100.00%	<div><div></div></div>
Overvotes	0		
Undervotes	209		
Contest Totals	651		

Trustee, Place 6 - Collin Co. Comm. College Dist.  
Vote For 1

	TOTAL	VOTE %	
Justin Adcock	434	100.00%	<div><div></div></div>
Total Votes Cast	434	100.00%	<div><div></div></div>
Overvotes	0		
Undervotes	217		
Contest Totals	651		

City Council, Place 2 – City of Frisco  
Vote For 1

	TOTAL	VOTE %	
Burt Thakur	199	32.95%	<div><div></div></div>
Sai Krishnarajanagar	187	30.96%	<div><div></div></div>
Tammy Meinershagen	218	36.09%	<div><div></div></div>
Total Votes Cast	604	100.00%	<div><div></div></div>
Overvotes	0		
Undervotes	47		
Contest Totals	651		



PCT 225

City Council, Place 4 – City of Frisco  
Vote For 1

	TOTAL	VOTE %	
Josh Meek	64	9.98%	<div><div></div></div>
Jared Elad	161	25.12%	<div><div></div></div>
Jerry Spencer	38	5.93%	<div><div></div></div>
Gopal Ponangi	279	43.53%	<div><div></div></div>
Sangita Datta	99	15.44%	<div><div></div></div>
Total Votes Cast	641	100.00%	<div><div></div></div>
Overvotes	0		
Undervotes	10		
Contest Totals	651		

Proposition A – City of Frisco  
Vote For 1

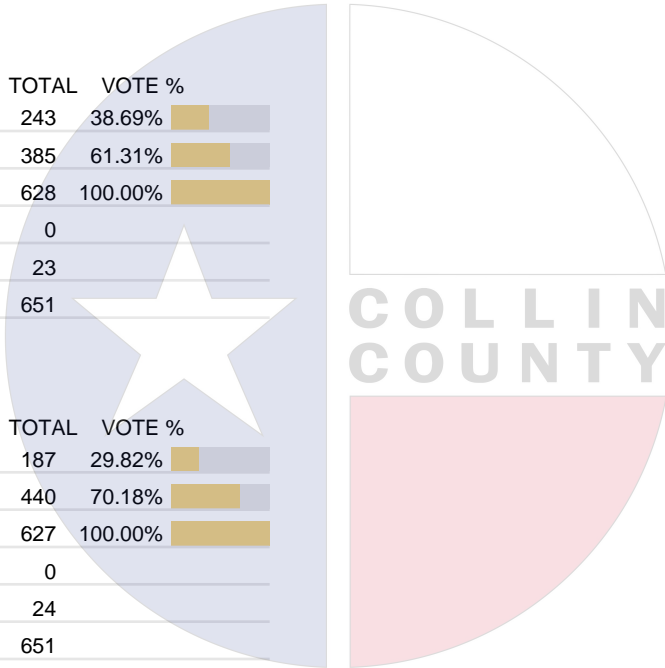
	TOTAL	VOTE %	
For	243	38.69%	<div><div></div></div>
Against	385	61.31%	<div><div></div></div>
Total Votes Cast	628	100.00%	<div><div></div></div>
Overvotes	0		
Undervotes	23		
Contest Totals	651		

Proposition B – City of Frisco  
Vote For 1

	TOTAL	VOTE %	
For	187	29.82%	<div><div></div></div>
Against	440	70.18%	<div><div></div></div>
Total Votes Cast	627	100.00%	<div><div></div></div>
Overvotes	0		
Undervotes	24		
Contest Totals	651		

Proposition C – City of Frisco  
Vote For 1

	TOTAL	VOTE %	
For	466	76.14%	<div><div></div></div>
Against	146	23.86%	<div><div></div></div>
Total Votes Cast	612	100.00%	<div><div></div></div>
Overvotes	0		
Undervotes	39		
Contest Totals	651		



Collin County Seal  
Watermark Seal for Collin County,  
Collin County Government

PCT 225

Proposition D – City of Frisco  
Vote For 1

	TOTAL	VOTE %	
For	200	33.28%	<div><div></div><div></div></div>
Against	401	66.72%	<div><div></div><div></div></div>
Total Votes Cast	601	100.00%	<div><div></div><div></div></div>
Overvotes	0		
Undervotes	50		
Contest Totals	651		

Proposition E – City of Frisco  
Vote For 1

	TOTAL	VOTE %	
For	308	51.76%	<div><div></div><div></div></div>
Against	287	48.24%	<div><div></div><div></div></div>
Total Votes Cast	595	100.00%	<div><div></div><div></div></div>
Overvotes	0		
Undervotes	56		
Contest Totals	651		

Proposition F – City of Frisco  
Vote For 1

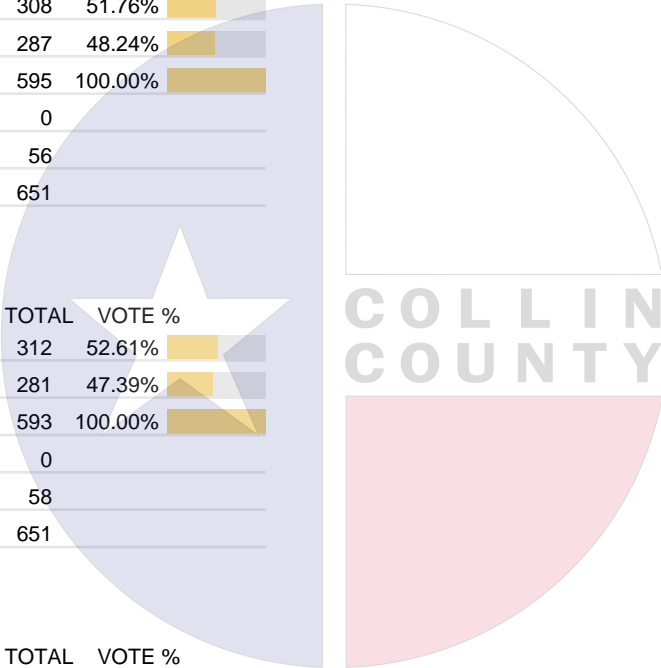
	TOTAL	VOTE %	
For	312	52.61%	<div><div></div><div></div></div>
Against	281	47.39%	<div><div></div><div></div></div>
Total Votes Cast	593	100.00%	<div><div></div><div></div></div>
Overvotes	0		
Undervotes	58		
Contest Totals	651		

Proposition G – City of Frisco  
Vote For 1

	TOTAL	VOTE %	
For	397	67.75%	<div><div></div><div></div></div>
Against	189	32.25%	<div><div></div><div></div></div>
Total Votes Cast	586	100.00%	<div><div></div><div></div></div>
Overvotes	0		
Undervotes	65		
Contest Totals	651		

Proposition H – City of Frisco  
Vote For 1

	TOTAL	VOTE %	
For	413	71.08%	<div><div></div><div></div></div>
Against	168	28.92%	<div><div></div><div></div></div>
Total Votes Cast	581	100.00%	<div><div></div><div></div></div>
Overvotes	0		
Undervotes	70		
Contest Totals	651		



## PCT 225

### Proposition I – City of Frisco

Vote For 1

	TOTAL	VOTE %	
For	296	51.93%	<div><div></div></div>
Against	274	48.07%	<div><div></div></div>
Total Votes Cast	570	100.00%	<div><div></div></div>
Overvotes	0		
Undervotes	81		
Contest Totals	651		

### Proposition J – City of Frisco

Vote For 1

	TOTAL	VOTE %	
For	298	51.20%	<div><div></div></div>
Against	284	48.80%	<div><div></div></div>
Total Votes Cast	582	100.00%	<div><div></div></div>
Overvotes	0		
Undervotes	69		
Contest Totals	651		

### Proposition K – City of Frisco

Vote For 1

	TOTAL	VOTE %	
For	389	66.50%	<div><div></div></div>
Against	196	33.50%	<div><div></div></div>
Total Votes Cast	585	100.00%	<div><div></div></div>
Overvotes	0		
Undervotes	66		
Contest Totals	651		

### Proposition L - City of Frisco

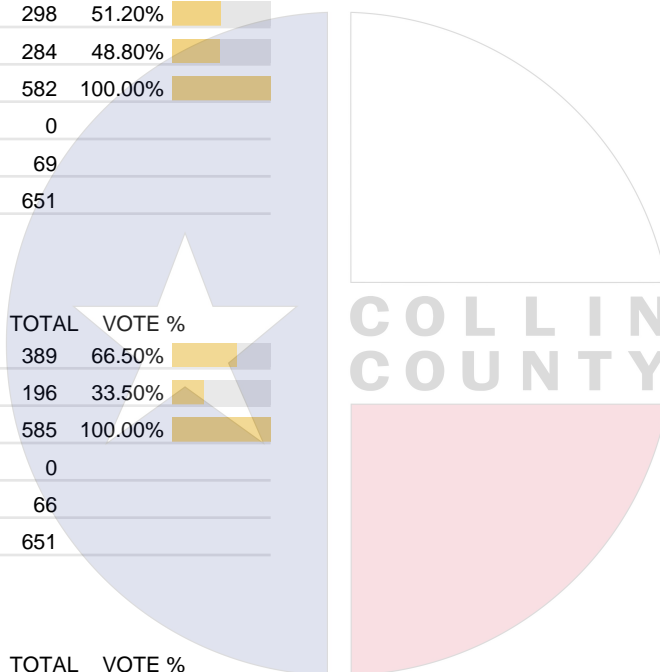
Vote For 1

	TOTAL	VOTE %	
For	344	58.40%	<div><div></div></div>
Against	245	41.60%	<div><div></div></div>
Total Votes Cast	589	100.00%	<div><div></div></div>
Overvotes	0		
Undervotes	62		
Contest Totals	651		

### Proposition M – City of Frisco

Vote For 1

	TOTAL	VOTE %	
For	449	76.10%	<div><div></div></div>
Against	141	23.90%	<div><div></div></div>
Total Votes Cast	590	100.00%	<div><div></div></div>
Overvotes	0		
Undervotes	61		
Contest Totals	651		



Collin County Seal  
Watermark Seal for Collin County.  
Collin County Government

PCT 225

Proposition N – City of Frisco  
Vote For 1

	TOTAL	VOTE %	
For	404	69.78%	<div><div></div></div>
Against	175	30.22%	<div><div></div></div>
Total Votes Cast	579	100.00%	<div><div></div></div>
Overvotes	0		
Undervotes	72		
Contest Totals	651		

Trustee, Place 1 – Frisco ISD  
Vote For 1

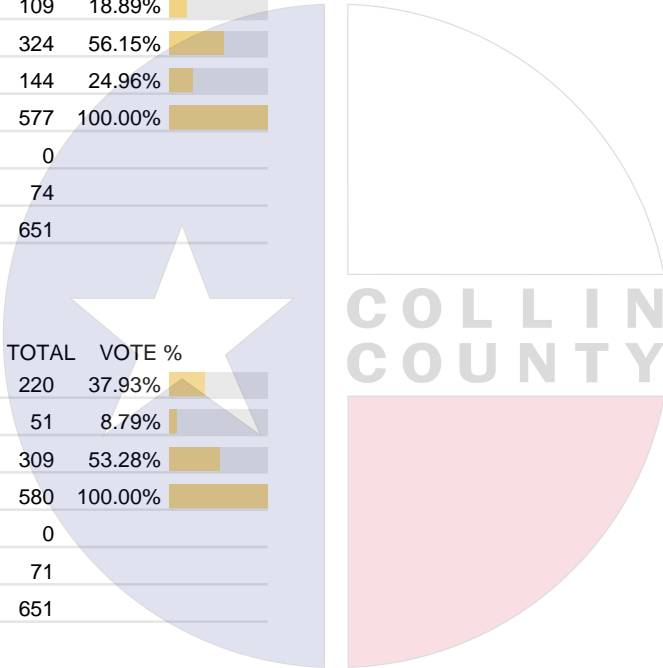
	TOTAL	VOTE %	
Amit Kalra	109	18.89%	<div><div></div></div>
Suresh Manduva	324	56.15%	<div><div></div></div>
Muni Janagarajan	144	24.96%	<div><div></div></div>
Total Votes Cast	577	100.00%	<div><div></div></div>
Overvotes	0		
Undervotes	74		
Contest Totals	651		

Trustee, Place 2 – Frisco ISD  
Vote For 1

	TOTAL	VOTE %	
Melanie Barrios Jones	220	37.93%	<div><div></div></div>
Ange Yao	51	8.79%	<div><div></div></div>
Renee Sample	309	53.28%	<div><div></div></div>
Total Votes Cast	580	100.00%	<div><div></div></div>
Overvotes	0		
Undervotes	71		
Contest Totals	651		

Trustee, Place 3 – Frisco ISD  
Vote For 1

	TOTAL	VOTE %	
Stuart Shulman	294	50.00%	<div><div></div></div>
Stephanie Elad	294	50.00%	<div><div></div></div>
Total Votes Cast	588	100.00%	<div><div></div></div>
Overvotes	0		
Undervotes	63		
Contest Totals	651		



Collin County Seal  
Watermark Seal for Collin County,  
Collin County Government

PCT 226

Statistics	TOTAL
Registered Voters - Total	4,259
Ballots Cast - Total	482
Voter Turnout - Total	11.32%

Trustee, Place 4 - Collin Co. Comm. College Dist.  
Vote For 1

	TOTAL	VOTE %	
Tamara Thomas	211	51.21%	<div><div></div></div>
Staci L. Weaver	201	48.79%	<div><div></div></div>
Total Votes Cast	412	100.00%	<div><div></div></div>
Overvotes	0		
Undervotes	70		
Contest Totals	482		

Trustee, Place 5 - Collin Co. Comm. College Dist.  
Vote For 1

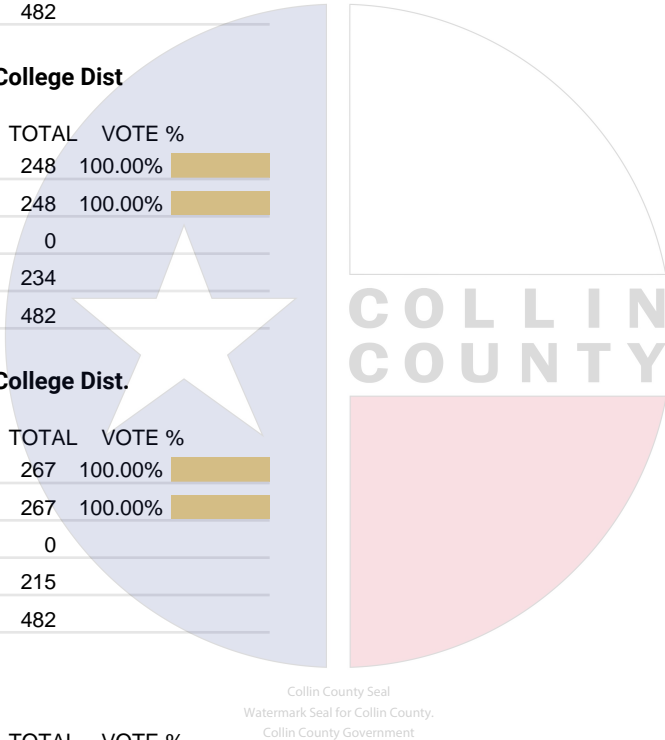
	TOTAL	VOTE %	
Raj Menon	248	100.00%	<div><div></div></div>
Total Votes Cast	248	100.00%	<div><div></div></div>
Overvotes	0		
Undervotes	234		
Contest Totals	482		

Trustee, Place 6 - Collin Co. Comm. College Dist.  
Vote For 1

	TOTAL	VOTE %	
Justin Adcock	267	100.00%	<div><div></div></div>
Total Votes Cast	267	100.00%	<div><div></div></div>
Overvotes	0		
Undervotes	215		
Contest Totals	482		

Mayor – City of McKinney  
Vote For 1

	TOTAL	VOTE %	
Matt “Doc” Rostami	37	7.79%	<div><div></div></div>
Taylor Willingham	52	10.95%	<div><div></div></div>
Bill Cox	233	49.05%	<div><div></div></div>
Scott Sanford	153	32.21%	<div><div></div></div>
Total Votes Cast	475	100.00%	<div><div></div></div>
Overvotes	0		
Undervotes	7		
Contest Totals	482		



## PCT 226

### Council Member, At-Large No. 1 – City of McKinney

Vote For 1

	TOTAL	VOTE %	
Brian J. Magnuson	74	17.58%	<div><div></div></div>
Derrick Tarver	114	27.08%	<div><div></div></div>
Ernest Lynch	86	20.43%	<div><div></div></div>
Taha Ansari	68	16.15%	<div><div></div></div>
Jim Garrison	79	18.76%	<div><div></div></div>
Total Votes Cast	421	100.00%	<div><div></div></div>
Overvotes	0		
Undervotes	61		
Contest Totals	482		

### Trustee, Place 1 – Frisco ISD

Vote For 1

	TOTAL	VOTE %	
Amit Kalra	128	35.36%	<div><div></div></div>
Suresh Manduva	150	41.44%	<div><div></div></div>
Muni Janagarajan	84	23.20%	<div><div></div></div>
Total Votes Cast	362	100.00%	<div><div></div></div>
Overvotes	0		
Undervotes	120		
Contest Totals	482		

### Trustee, Place 2 – Frisco ISD

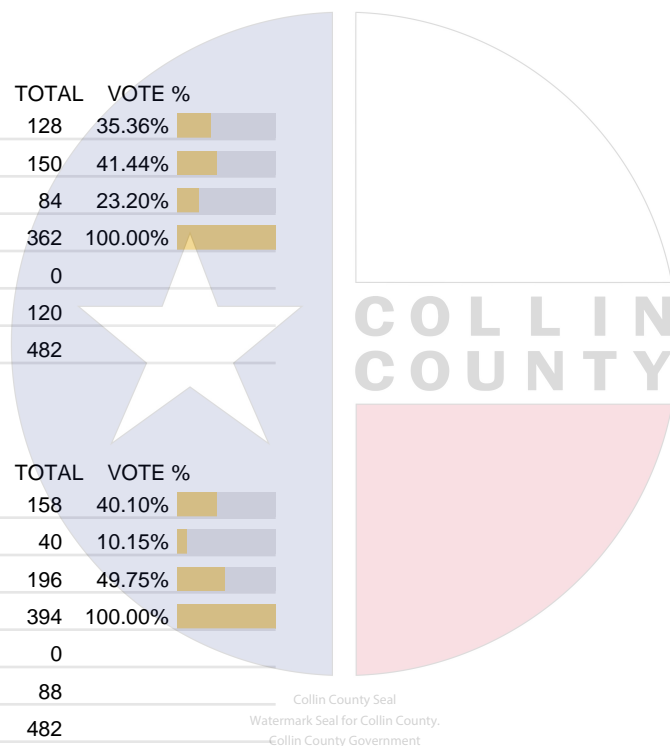
Vote For 1

	TOTAL	VOTE %	
Melanie Barrios Jones	158	40.10%	<div><div></div></div>
Ange Yao	40	10.15%	<div><div></div></div>
Renee Sample	196	49.75%	<div><div></div></div>
Total Votes Cast	394	100.00%	<div><div></div></div>
Overvotes	0		
Undervotes	88		
Contest Totals	482		

### Trustee, Place 3 – Frisco ISD

Vote For 1

	TOTAL	VOTE %	
Stuart Shulman	217	53.19%	<div><div></div></div>
Stephanie Elad	191	46.81%	<div><div></div></div>
Total Votes Cast	408	100.00%	<div><div></div></div>
Overvotes	0		
Undervotes	74		
Contest Totals	482		





PCT 227

Statistics	TOTAL
Registered Voters - Total	4,356
Ballots Cast - Total	223
Voter Turnout - Total	5.12%

Trustee, Place 4 - Collin Co. Comm. College Dist.  
Vote For 1

	TOTAL	VOTE %	
Tamara Thomas	97	49.24%	<div><div></div></div>
Staci L. Weaver	100	50.76%	<div><div></div></div>
Total Votes Cast	197	100.00%	<div><div></div></div>
Overvotes	0		
Undervotes	26		
Contest Totals	223		

Trustee, Place 5 - Collin Co. Comm. College Dist.  
Vote For 1

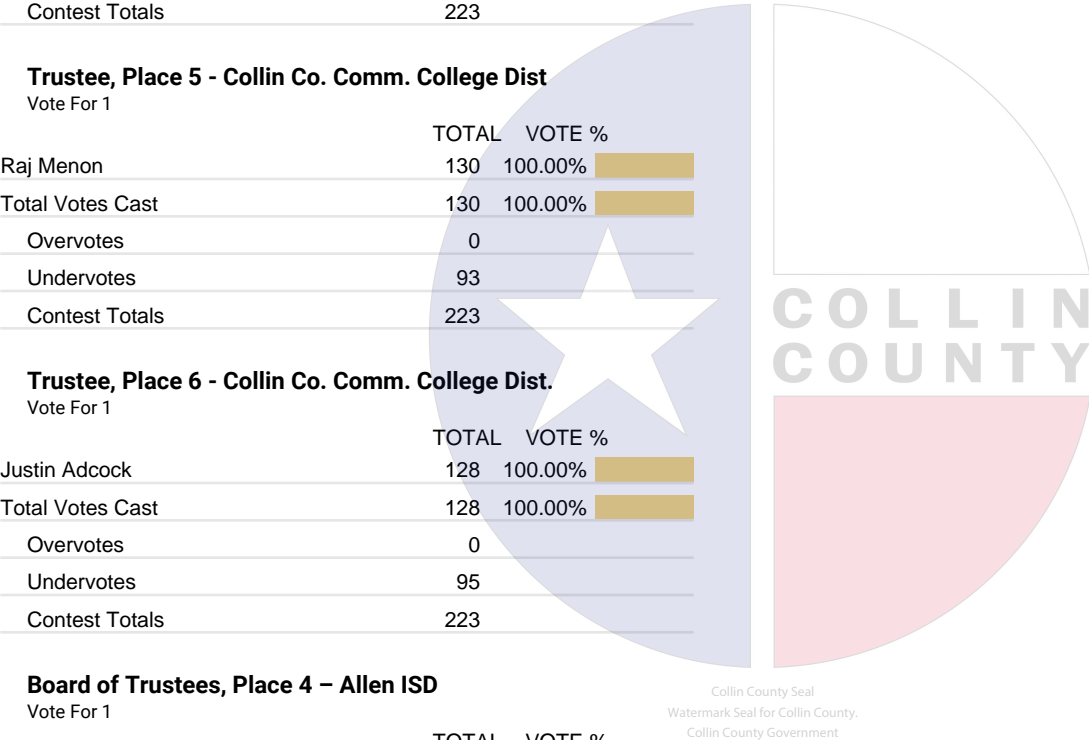
	TOTAL	VOTE %	
Raj Menon	130	100.00%	<div><div></div></div>
Total Votes Cast	130	100.00%	<div><div></div></div>
Overvotes	0		
Undervotes	93		
Contest Totals	223		

Trustee, Place 6 - Collin Co. Comm. College Dist.  
Vote For 1

	TOTAL	VOTE %	
Justin Adcock	128	100.00%	<div><div></div></div>
Total Votes Cast	128	100.00%	<div><div></div></div>
Overvotes	0		
Undervotes	95		
Contest Totals	223		

Board of Trustees, Place 4 - Allen ISD  
Vote For 1


	TOTAL	VOTE %	
Rosalind Lewis	111	50.68%	<div><div></div></div>
Becca Kinnear	108	49.32%	<div><div></div></div>
Total Votes Cast	219	100.00%	<div><div></div></div>
Overvotes	0		
Undervotes	4		
Contest Totals	223		



PCT 227

Board of Trustees, Place 5 – Allen ISD  
Vote For 1

	TOTAL	VOTE %	
Kit McKee	83	39.34%	<div><div></div></div>
Amanda Campbell	128	60.66%	<div><div></div></div>
Total Votes Cast	211	100.00%	<div><div></div></div>
Overvotes	0		
Undervotes	12		
Contest Totals	223		



Collin County Seal  
Watermark Seal for Collin County.  
Collin County Government

PCT 228

Statistics	TOTAL
Registered Voters - Total	6,027
Ballots Cast - Total	30
Voter Turnout - Total	0.50%

Trustee, Place 4 - Collin Co. Comm. College Dist.  
Vote For 1

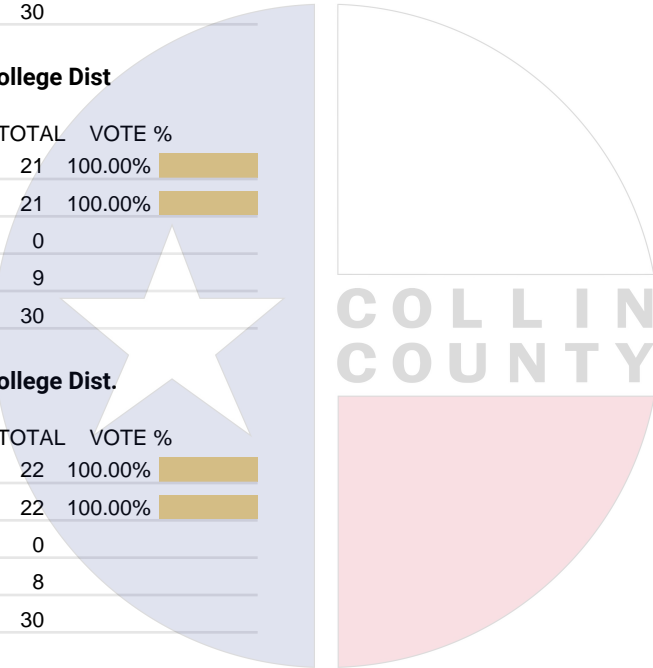
	TOTAL	VOTE %
Tamara Thomas	16	53.33%
Staci L. Weaver	14	46.67%
Total Votes Cast	30	100.00%
Overvotes	0	
Undervotes	0	
Contest Totals	30	

Trustee, Place 5 - Collin Co. Comm. College Dist.  
Vote For 1

	TOTAL	VOTE %
Raj Menon	21	100.00%
Total Votes Cast	21	100.00%
Overvotes	0	
Undervotes	9	
Contest Totals	30	

Trustee, Place 6 - Collin Co. Comm. College Dist.  
Vote For 1

	TOTAL	VOTE %
Justin Adcock	22	100.00%
Total Votes Cast	22	100.00%
Overvotes	0	
Undervotes	8	
Contest Totals	30	



Collin County Seal  
Watermark Seal for Collin County.  
Collin County Government

PCT 229

Statistics	TOTAL
Registered Voters - Total	2,313
Ballots Cast - Total	202
Voter Turnout - Total	8.73%

Trustee, Place 4 - Collin Co. Comm. College Dist.  
Vote For 1

	TOTAL	VOTE %
Tamara Thomas	53	33.12%
Staci L. Weaver	107	66.88%
Total Votes Cast	160	100.00%
Overvotes	0	
Undervotes	42	
Contest Totals	202	

Trustee, Place 5 - Collin Co. Comm. College Dist.  
Vote For 1

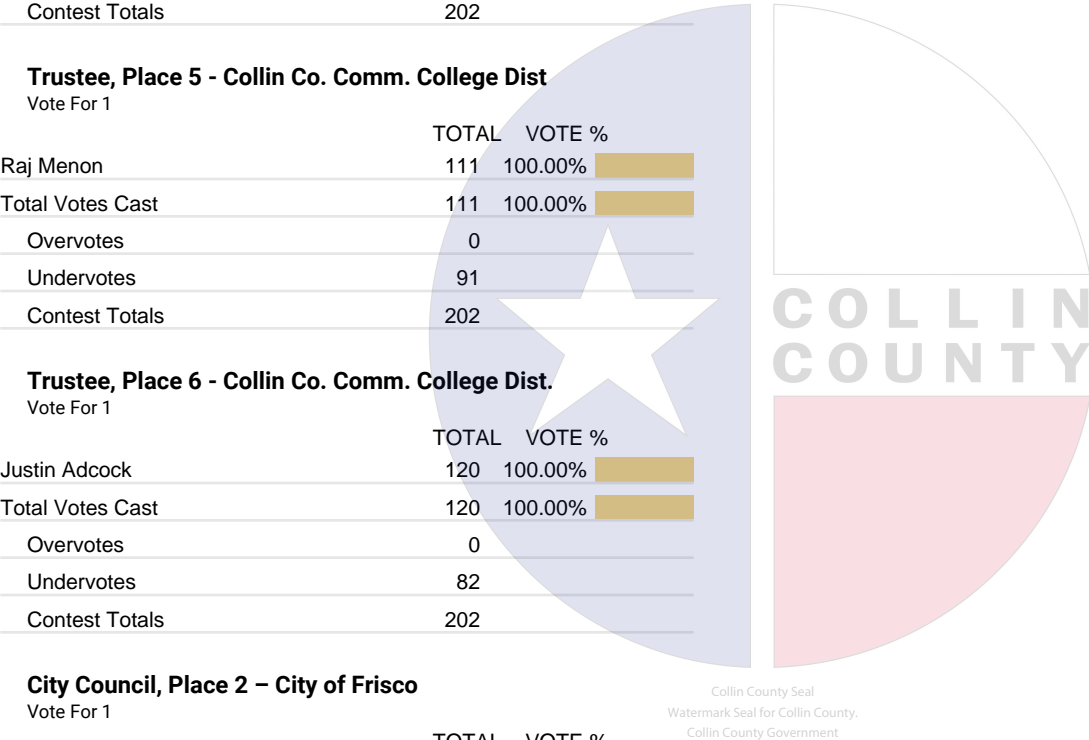
	TOTAL	VOTE %
Raj Menon	111	100.00%
Total Votes Cast	111	100.00%
Overvotes	0	
Undervotes	91	
Contest Totals	202	

Trustee, Place 6 - Collin Co. Comm. College Dist.  
Vote For 1

	TOTAL	VOTE %
Justin Adcock	120	100.00%
Total Votes Cast	120	100.00%
Overvotes	0	
Undervotes	82	
Contest Totals	202	

City Council, Place 2 – City of Frisco  
Vote For 1

	TOTAL	VOTE %
Burt Thakur	90	48.13%
Sai Krishnarajanagar	14	7.49%
Tammy Meinershagen	83	44.38%
Total Votes Cast	187	100.00%
Overvotes	0	
Undervotes	15	
Contest Totals	202	



PCT 229

City Council, Place 4 – City of Frisco  
Vote For 1

	TOTAL	VOTE %	
Josh Meek	55	28.21%	<div><div></div></div>
Jared Elad	95	48.72%	<div><div></div></div>
Jerry Spencer	9	4.62%	<div><div></div></div>
Gopal Ponangi	24	12.31%	<div><div></div></div>
Sangita Datta	12	6.15%	<div><div></div></div>
Total Votes Cast	195	100.00%	<div><div></div></div>
Overvotes	0		
Undervotes	7		
Contest Totals	202		

Proposition A – City of Frisco  
Vote For 1

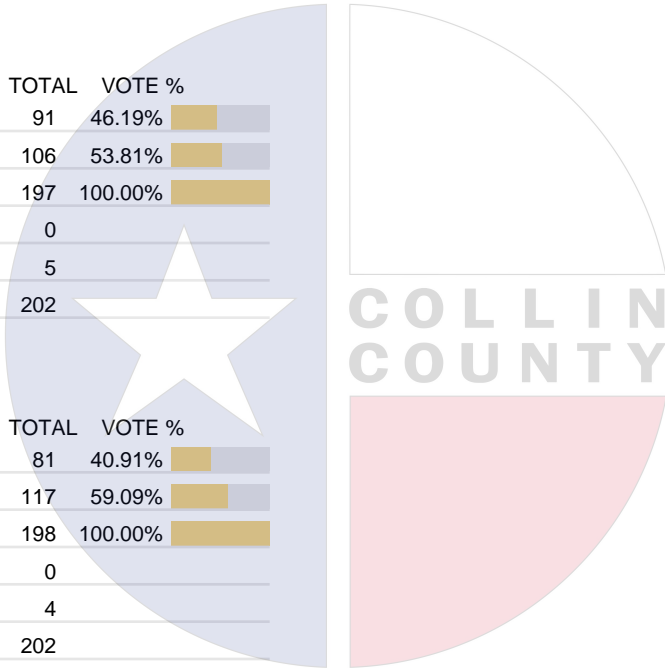
	TOTAL	VOTE %	
For	91	46.19%	<div><div></div></div>
Against	106	53.81%	<div><div></div></div>
Total Votes Cast	197	100.00%	<div><div></div></div>
Overvotes	0		
Undervotes	5		
Contest Totals	202		

Proposition B – City of Frisco  
Vote For 1

	TOTAL	VOTE %	
For	81	40.91%	<div><div></div></div>
Against	117	59.09%	<div><div></div></div>
Total Votes Cast	198	100.00%	<div><div></div></div>
Overvotes	0		
Undervotes	4		
Contest Totals	202		

Proposition C – City of Frisco  
Vote For 1

	TOTAL	VOTE %	
For	152	78.76%	<div><div></div></div>
Against	41	21.24%	<div><div></div></div>
Total Votes Cast	193	100.00%	<div><div></div></div>
Overvotes	0		
Undervotes	9		
Contest Totals	202		






Collin County Seal  
Watermark Seal for Collin County,  
Collin County Government

## PCT 229




### Proposition D – City of Frisco

Vote For 1

	TOTAL	VOTE %	
For	57	29.84%	
Against	134	70.16%	
Total Votes Cast	191	100.00%	
Overvotes	0		
Undervotes	11		
Contest Totals	202		




### Proposition E – City of Frisco

Vote For 1

	TOTAL	VOTE %	
For	97	51.32%	
Against	92	48.68%	
Total Votes Cast	189	100.00%	
Overvotes	0		
Undervotes	13		
Contest Totals	202		




### Proposition F – City of Frisco

Vote For 1

	TOTAL	VOTE %	
For	91	49.19%	
Against	94	50.81%	
Total Votes Cast	185	100.00%	
Overvotes	0		
Undervotes	17		
Contest Totals	202		




### Proposition G – City of Frisco

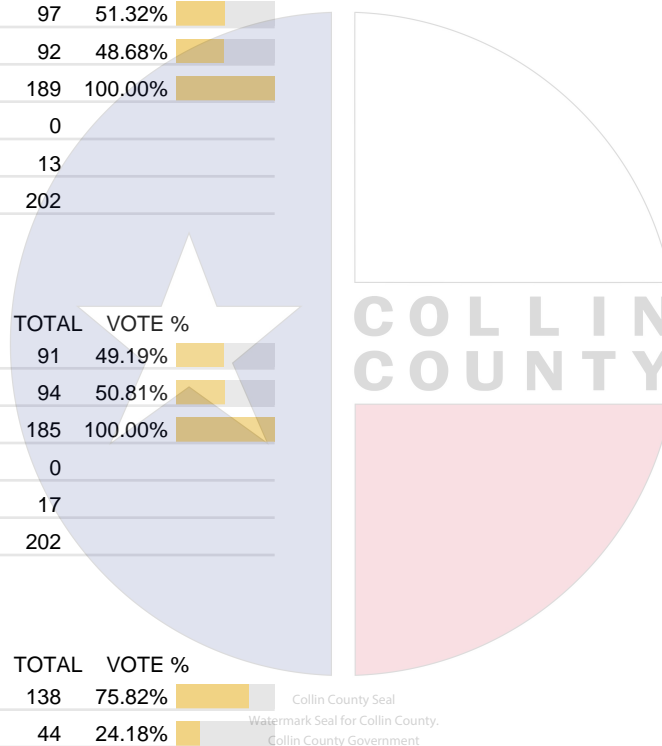
Vote For 1

	TOTAL	VOTE %	
For	138	75.82%	
Against	44	24.18%	
Total Votes Cast	182	100.00%	
Overvotes	0		
Undervotes	20		
Contest Totals	202		

### Proposition H – City of Frisco

Vote For 1

	TOTAL	VOTE %	
For	141	76.63%	
Against	43	23.37%	
Total Votes Cast	184	100.00%	
Overvotes	0		
Undervotes	18		
Contest Totals	202		



## PCT 229

### Proposition I – City of Frisco

Vote For 1

	TOTAL	VOTE %	
For	91	50.28%	<div><div></div></div>
Against	90	49.72%	<div><div></div></div>
Total Votes Cast	181	100.00%	<div><div></div></div>
Overvotes	0		
Undervotes	21		
Contest Totals	202		

### Proposition J – City of Frisco

Vote For 1

	TOTAL	VOTE %	
For	101	54.59%	<div><div></div></div>
Against	84	45.41%	<div><div></div></div>
Total Votes Cast	185	100.00%	<div><div></div></div>
Overvotes	0		
Undervotes	17		
Contest Totals	202		

### Proposition K – City of Frisco

Vote For 1

	TOTAL	VOTE %	
For	129	70.88%	<div><div></div></div>
Against	53	29.12%	<div><div></div></div>
Total Votes Cast	182	100.00%	<div><div></div></div>
Overvotes	0		
Undervotes	20		
Contest Totals	202		

### Proposition L - City of Frisco

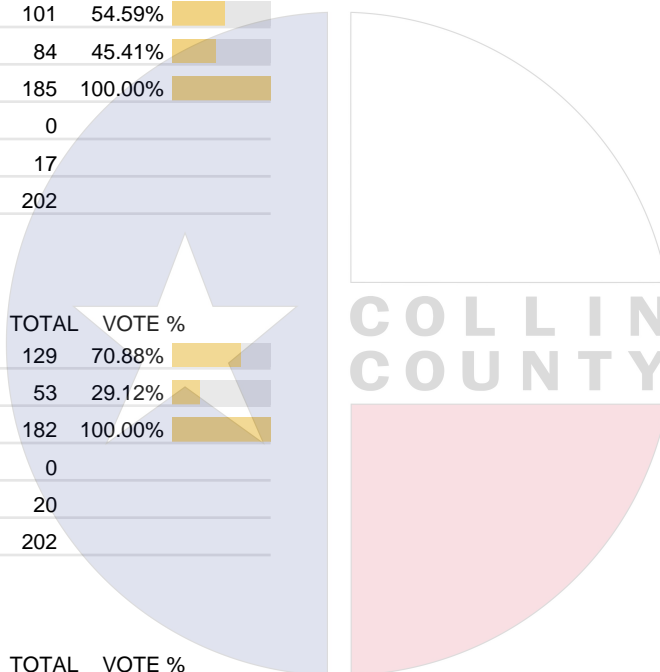
Vote For 1

	TOTAL	VOTE %	
For	106	57.92%	<div><div></div></div>
Against	77	42.08%	<div><div></div></div>
Total Votes Cast	183	100.00%	<div><div></div></div>
Overvotes	0		
Undervotes	19		
Contest Totals	202		

### Proposition M – City of Frisco

Vote For 1

	TOTAL	VOTE %	
For	154	82.35%	<div><div></div></div>
Against	33	17.65%	<div><div></div></div>
Total Votes Cast	187	100.00%	<div><div></div></div>
Overvotes	0		
Undervotes	15		
Contest Totals	202		



Collin County Seal  
Watermark Seal for Collin County.  
Collin County Government

PCT 229

Proposition N – City of Frisco  
Vote For 1

	TOTAL	VOTE %	
For	145	78.38%	<div><div></div></div>
Against	40	21.62%	<div><div></div></div>
Total Votes Cast	185	100.00%	<div><div></div></div>
Overvotes	0		
Undervotes	17		
Contest Totals	202		

Trustee, Place 1 – Frisco ISD  
Vote For 1

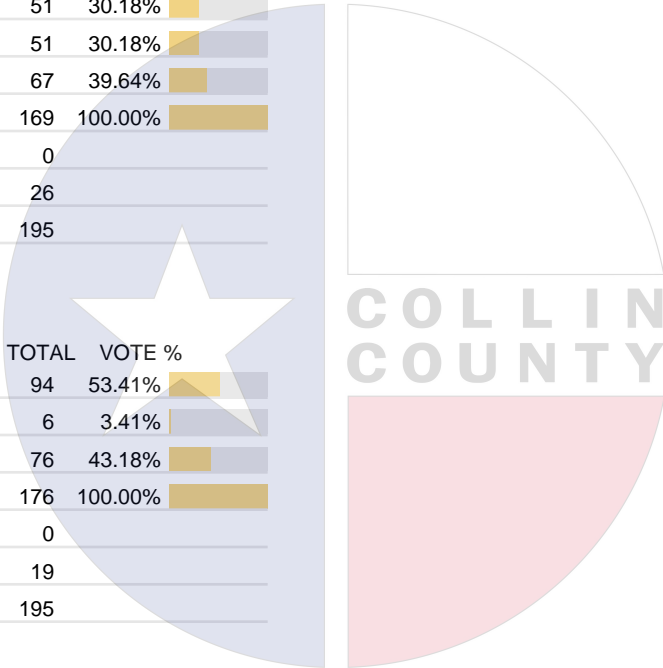
	TOTAL	VOTE %	
Amit Kalra	51	30.18%	<div><div></div></div>
Suresh Manduva	51	30.18%	<div><div></div></div>
Muni Janagarajan	67	39.64%	<div><div></div></div>
Total Votes Cast	169	100.00%	<div><div></div></div>
Overvotes	0		
Undervotes	26		
Contest Totals	195		

Trustee, Place 2 – Frisco ISD  
Vote For 1

	TOTAL	VOTE %	
Melanie Barrios Jones	94	53.41%	<div><div></div></div>
Ange Yao	6	3.41%	<div><div></div></div>
Renee Sample	76	43.18%	<div><div></div></div>
Total Votes Cast	176	100.00%	<div><div></div></div>
Overvotes	0		
Undervotes	19		
Contest Totals	195		

Trustee, Place 3 – Frisco ISD  
Vote For 1

	TOTAL	VOTE %	
Stuart Shulman	71	37.57%	<div><div></div></div>
Stephanie Elad	118	62.43%	<div><div></div></div>
Total Votes Cast	189	100.00%	<div><div></div></div>
Overvotes	0		
Undervotes	6		
Contest Totals	195		



Collin County Seal  
Watermark Seal for Collin County,  
Collin County Government



PCT 229

School Board Trustee, Place 1 – Prosper ISD  
Vote For 1

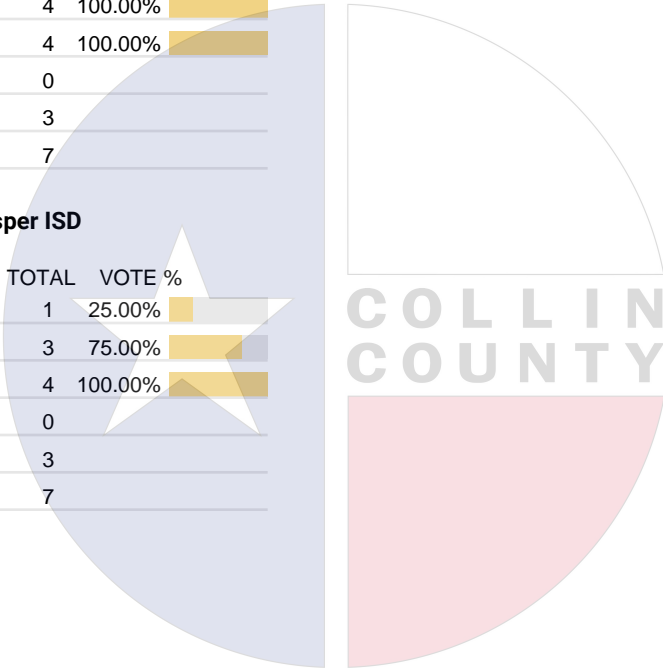
	TOTAL	VOTE %	
Jorden Dial	3	100.00%	<div></div>
Total Votes Cast	3	100.00%	<div></div>
Overvotes	0		
Undervotes	4		
Contest Totals	7		

School Board Trustee, Place 3 – Prosper ISD  
Vote For 1

	TOTAL	VOTE %	
Scott Bray	0	0.00%	<div></div>
Kelly P. Cavender	4	100.00%	<div></div>
Total Votes Cast	4	100.00%	<div></div>
Overvotes	0		
Undervotes	3		
Contest Totals	7		

School Board Trustee, Place 6 – Prosper ISD  
Vote For 1

	TOTAL	VOTE %	
Janette Church	1	25.00%	<div></div>
Garrett Linker	3	75.00%	<div></div>
Total Votes Cast	4	100.00%	<div></div>
Overvotes	0		
Undervotes	3		
Contest Totals	7		



Collin County Seal  
Watermark Seal for Collin County.  
Collin County Government

PCT 230

Statistics	TOTAL
Registered Voters - Total	4,713
Ballots Cast - Total	387
Voter Turnout - Total	8.21%

Trustee, Place 4 - Collin Co. Comm. College Dist.  
Vote For 1

	TOTAL	VOTE %
Tamara Thomas	170	53.46%
Staci L. Weaver	148	46.54%
Total Votes Cast	318	100.00%
Overvotes	0	
Undervotes	69	
Contest Totals	387	

Trustee, Place 5 - Collin Co. Comm. College Dist.  
Vote For 1

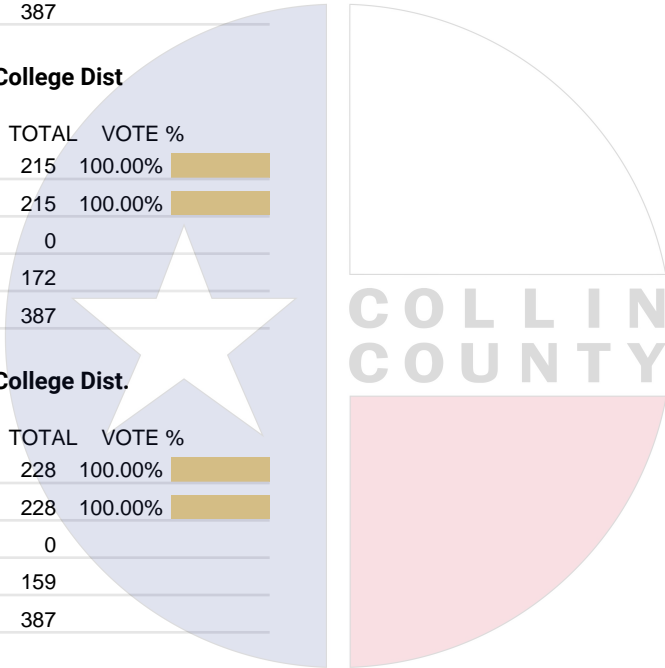
	TOTAL	VOTE %
Raj Menon	215	100.00%
Total Votes Cast	215	100.00%
Overvotes	0	
Undervotes	172	
Contest Totals	387	

Trustee, Place 6 - Collin Co. Comm. College Dist.  
Vote For 1

	TOTAL	VOTE %
Justin Adcock	228	100.00%
Total Votes Cast	228	100.00%
Overvotes	0	
Undervotes	159	
Contest Totals	387	

Mayor – City of McKinney  
Vote For 1

	TOTAL	VOTE %
Matt “Doc” Rostami	41	10.70%
Taylor Willingham	45	11.75%
Bill Cox	190	49.61%
Scott Sanford	107	27.94%
Total Votes Cast	383	100.00%
Overvotes	0	
Undervotes	4	
Contest Totals	387	



Collin County Seal  
Watermark Seal for Collin County,  
Collin County Government

## PCT 230

### Council Member, At-Large No. 1 – City of McKinney

Vote For 1

	TOTAL	VOTE %
Brian J. Magnuson	37	10.39%
Derrick Tarver	82	23.03%
Ernest Lynch	103	28.93%
Taha Ansari	81	22.75%
Jim Garrison	53	14.89%
Total Votes Cast	356	100.00%
Overvotes	0	
Undervotes	31	
Contest Totals	387	

### Board of Trustees, Place 4 – Allen ISD

Vote For 1

	TOTAL	VOTE %
Rosalind Lewis	141	49.82%
Becca Kinnear	142	50.18%
Total Votes Cast	283	100.00%
Overvotes	0	
Undervotes	92	
Contest Totals	375	

### Board of Trustees, Place 5 – Allen ISD

Vote For 1

	TOTAL	VOTE %
Kit McKee	93	33.21%
Amanda Campbell	187	66.79%
Total Votes Cast	280	100.00%
Overvotes	0	
Undervotes	95	
Contest Totals	375	

### Trustee, Place 1 – Frisco ISD

Vote For 1

	TOTAL	VOTE %
Amit Kalra	6	54.55%
Suresh Manduva	3	27.27%
Muni Janagarajan	2	18.18%
Total Votes Cast	11	100.00%
Overvotes	0	
Undervotes	1	
Contest Totals	12	

Collin County Seal  
Watermark Seal for Collin County,  
Collin County Government

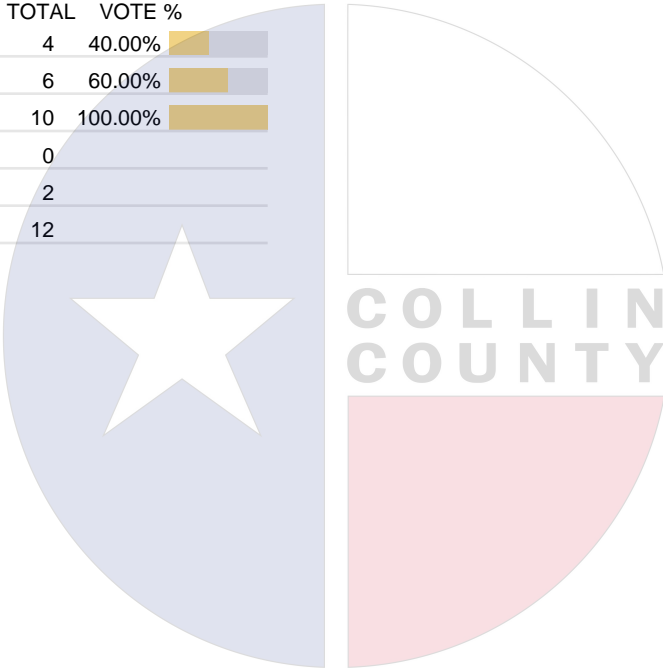
PCT 230

Trustee, Place 2 – Frisco ISD  
Vote For 1

	TOTAL	VOTE %	
Melanie Barrios Jones	5	45.45%	<div><div></div></div>
Ange Yao	1	9.09%	<div><div></div></div>
Renee Sample	5	45.45%	<div><div></div></div>
Total Votes Cast	11	100.00%	<div><div></div></div>
Overvotes	0		
Undervotes	1		
Contest Totals	12		

Trustee, Place 3 – Frisco ISD  
Vote For 1

	TOTAL	VOTE %	
Stuart Shulman	4	40.00%	<div><div></div></div>
Stephanie Elad	6	60.00%	<div><div></div></div>
Total Votes Cast	10	100.00%	<div><div></div></div>
Overvotes	0		
Undervotes	2		
Contest Totals	12		



Collin County Seal  
Watermark Seal for Collin County.  
Collin County Government

PCT 231

Statistics	TOTAL
Registered Voters - Total	4,150
Ballots Cast - Total	621
Voter Turnout - Total	14.96%

Trustee, Place 4 - Collin Co. Comm. College Dist.  
Vote For 1

	TOTAL	VOTE %
Tamara Thomas	221	42.66%
Staci L. Weaver	297	57.34%
Total Votes Cast	518	100.00%
Overvotes	0	
Undervotes	103	
Contest Totals	621	

Trustee, Place 5 - Collin Co. Comm. College Dist.  
Vote For 1

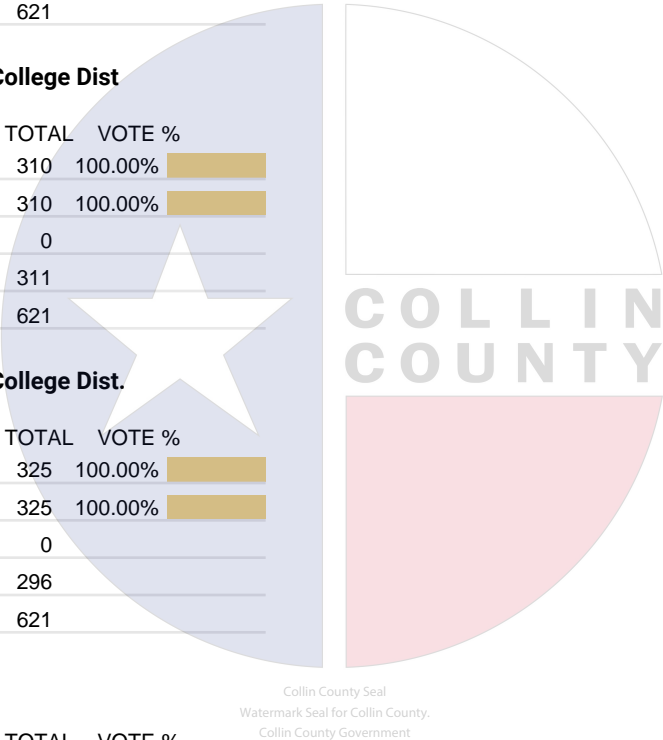
	TOTAL	VOTE %
Raj Menon	310	100.00%
Total Votes Cast	310	100.00%
Overvotes	0	
Undervotes	311	
Contest Totals	621	

Trustee, Place 6 - Collin Co. Comm. College Dist.  
Vote For 1

	TOTAL	VOTE %
Justin Adcock	325	100.00%
Total Votes Cast	325	100.00%
Overvotes	0	
Undervotes	296	
Contest Totals	621	

Mayor – City of McKinney  
Vote For 1

	TOTAL	VOTE %
Matt “Doc” Rostami	32	5.21%
Taylor Willingham	47	7.65%
Bill Cox	277	45.11%
Scott Sanford	258	42.02%
Total Votes Cast	614	100.00%
Overvotes	0	
Undervotes	3	
Contest Totals	617	



## PCT 231

### Council Member, At-Large No. 1 – City of McKinney

Vote For 1

	TOTAL	VOTE %	
Brian J. Magnuson	169	31.07%	<div><div></div></div>
Derrick Tarver	117	21.51%	<div><div></div></div>
Ernest Lynch	116	21.32%	<div><div></div></div>
Taha Ansari	67	12.32%	<div><div></div></div>
Jim Garrison	75	13.79%	<div><div></div></div>
Total Votes Cast	544	100.00%	<div><div></div></div>
Overvotes	2		
Undervotes	71		
Contest Totals	617		

### Council Member, District No. 1, McKinney – City of McKinney

Vote For 1

	TOTAL	VOTE %	
Justin Beller	286	100.00%	<div><div></div></div>
Total Votes Cast	286	100.00%	<div><div></div></div>
Overvotes	0		
Undervotes	233		
Contest Totals	519		

### Council Member, District No. 3, McKinney – City of McKinney

Vote For 1

	TOTAL	VOTE %	
Gere Feltus	44	48.35%	<div><div></div></div>
Tammy Warren	47	51.65%	<div><div></div></div>
Total Votes Cast	91	100.00%	<div><div></div></div>
Overvotes	0		
Undervotes	6		
Contest Totals	97		

### Board of Trustees, Place 2 – McKinney ISD

Vote For 1

	TOTAL	VOTE %	
Kenneth Ussery	152	53.90%	<div><div></div></div>
Deborah Klosky	130	46.10%	<div><div></div></div>
Total Votes Cast	282	100.00%	<div><div></div></div>
Overvotes	0		
Undervotes	42		
Contest Totals	324		

Collin County Seal  
Watermark Seal for Collin County,  
Collin County Government

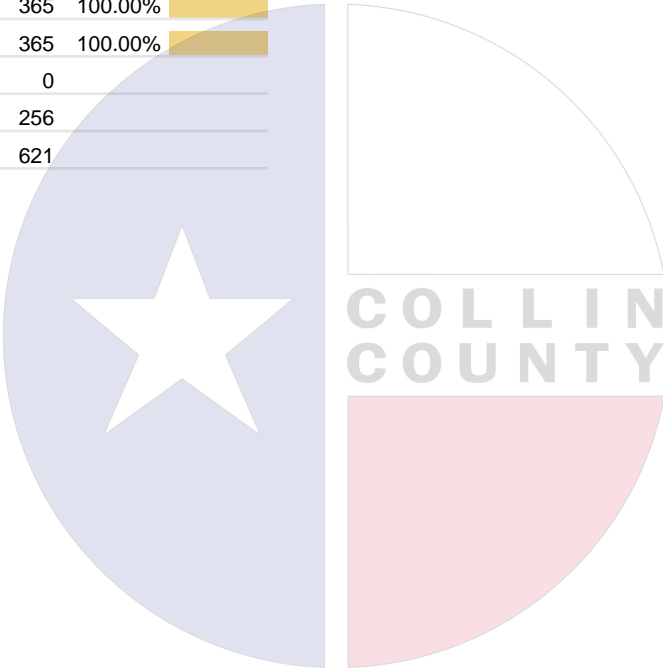
PCT 231

Board of Trustees, Place 3 – McKinney ISD

	TOTAL	VOTE %	
Chad Green	129	47.96%	<div><div></div></div>
Corey Homer	140	52.04%	<div><div></div></div>
Total Votes Cast	269	100.00%	<div><div></div></div>
Overvotes	0		
Undervotes	28		
Contest Totals	297		

Board of Trustees, Place 7 – McKinney ISD

	TOTAL	VOTE %	
Harvey Oaxaca	365	100.00%	<div><div></div></div>
Total Votes Cast	365	100.00%	<div><div></div></div>
Overvotes	0		
Undervotes	256		
Contest Totals	621		



Collin County Seal  
Watermark Seal for Collin County.  
Collin County Government

PCT 232

Statistics	TOTAL
Registered Voters - Total	3,810
Ballots Cast - Total	198
Voter Turnout - Total	5.20%

Trustee, Place 4 - Collin Co. Comm. College Dist.  
Vote For 1

	TOTAL	VOTE %	
Tamara Thomas	79	47.59%	<div><div></div></div>
Staci L. Weaver	87	52.41%	<div><div></div></div>
Total Votes Cast	166	100.00%	<div><div></div></div>
Overvotes	0		
Undervotes	32		
Contest Totals	198		

Trustee, Place 5 - Collin Co. Comm. College Dist.  
Vote For 1

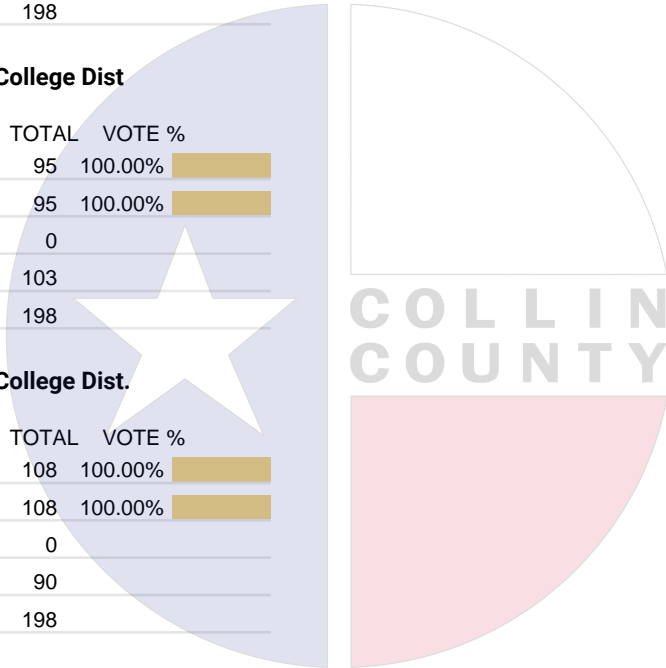
	TOTAL	VOTE %	
Raj Menon	95	100.00%	<div><div></div></div>
Total Votes Cast	95	100.00%	<div><div></div></div>
Overvotes	0		
Undervotes	103		
Contest Totals	198		

Trustee, Place 6 - Collin Co. Comm. College Dist.  
Vote For 1

	TOTAL	VOTE %	
Justin Adcock	108	100.00%	<div><div></div></div>
Total Votes Cast	108	100.00%	<div><div></div></div>
Overvotes	0		
Undervotes	90		
Contest Totals	198		

Council Member, Place 1 – City of Wylie  
Vote For 1

	TOTAL	VOTE %	
David R. Duke	101	100.00%	<div><div></div></div>
Total Votes Cast	101	100.00%	<div><div></div></div>
Overvotes	0		
Undervotes	94		
Contest Totals	195		



Collin County Seal  
Watermark Seal for Collin County,  
Collin County Government



PCT 232

Council Member, Place 3 – City of Wylie  
Vote For 1

	TOTAL	VOTE %	
Hamza Fraz	72	38.92%	<div><div></div></div>
Todd J. Pickens	113	61.08%	<div><div></div></div>
Total Votes Cast	185	100.00%	<div><div></div></div>
Overvotes	0		
Undervotes	10		
Contest Totals	195		

Proposition A – City of Wylie  
Vote For 1

	TOTAL	VOTE %	
FOR THE MEASURE	92	51.40%	<div><div></div></div>
AGAINST THE MEASURE	87	48.60%	<div><div></div></div>
Total Votes Cast	179	100.00%	<div><div></div></div>
Overvotes	0		
Undervotes	16		
Contest Totals	195		

Proposition B – City of Wylie  
Vote For 1

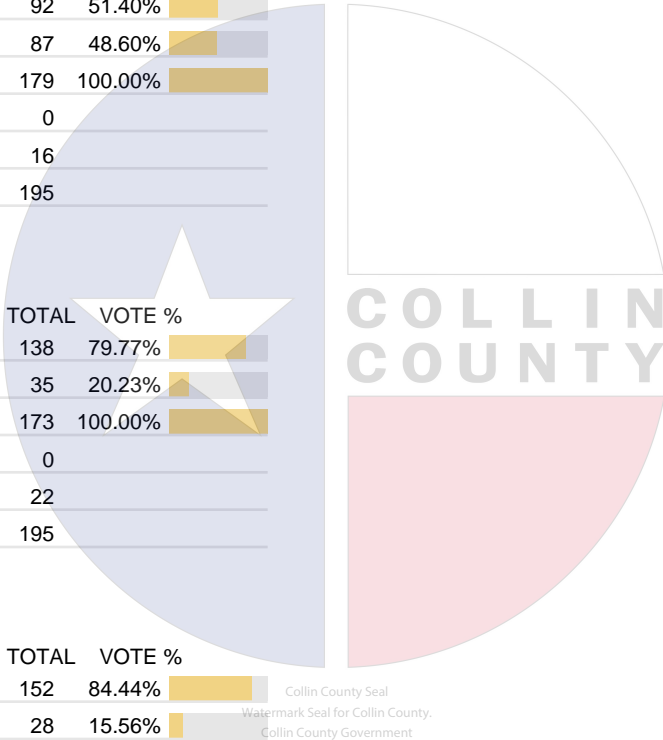
	TOTAL	VOTE %	
FOR THE MEASURE	138	79.77%	<div><div></div></div>
AGAINST THE MEASURE	35	20.23%	<div><div></div></div>
Total Votes Cast	173	100.00%	<div><div></div></div>
Overvotes	0		
Undervotes	22		
Contest Totals	195		

Proposition C – City of Wylie  
Vote For 1

	TOTAL	VOTE %	
FOR THE MEASURE	152	84.44%	<div><div></div></div>
AGAINST THE MEASURE	28	15.56%	<div><div></div></div>
Total Votes Cast	180	100.00%	<div><div></div></div>
Overvotes	0		
Undervotes	15		
Contest Totals	195		

Proposition D – City of Wylie  
Vote For 1

	TOTAL	VOTE %	
FOR THE MEASURE	156	89.14%	<div><div></div></div>
AGAINST THE MEASURE	19	10.86%	<div><div></div></div>
Total Votes Cast	175	100.00%	<div><div></div></div>
Overvotes	0		
Undervotes	20		
Contest Totals	195		



PCT 232

Proposition E – City of Wylie  
Vote For 1

	TOTAL	VOTE %	
FOR THE MEASURE	77	44.77%	<div><div></div></div>
AGAINST THE MEASURE	95	55.23%	<div><div></div></div>
Total Votes Cast	172	100.00%	<div><div></div></div>
Overvotes	0		
Undervotes	23		
Contest Totals	195		

Proposition F – City of Wylie  
Vote For 1

	TOTAL	VOTE %	
FOR THE MEASURE	105	58.99%	<div><div></div></div>
AGAINST THE MEASURE	73	41.01%	<div><div></div></div>
Total Votes Cast	178	100.00%	<div><div></div></div>
Overvotes	0		
Undervotes	17		
Contest Totals	195		

Proposition G – City of Wylie  
Vote For 1

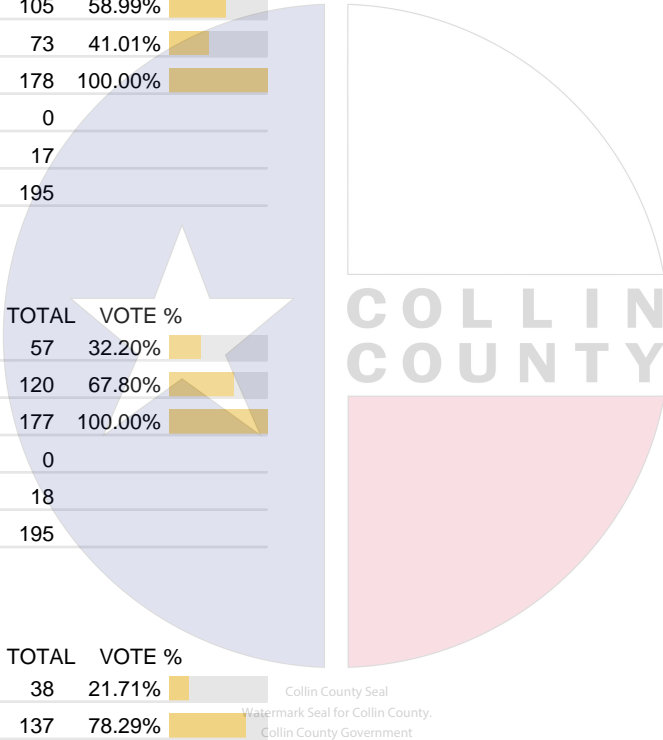
	TOTAL	VOTE %	
FOR THE MEASURE	57	32.20%	<div><div></div></div>
AGAINST THE MEASURE	120	67.80%	<div><div></div></div>
Total Votes Cast	177	100.00%	<div><div></div></div>
Overvotes	0		
Undervotes	18		
Contest Totals	195		

Proposition H – City of Wylie  
Vote For 1

	TOTAL	VOTE %	
FOR THE MEASURE	38	21.71%	<div><div></div></div>
AGAINST THE MEASURE	137	78.29%	<div><div></div></div>
Total Votes Cast	175	100.00%	<div><div></div></div>
Overvotes	0		
Undervotes	20		
Contest Totals	195		

Proposition I – City of Wylie  
Vote For 1

	TOTAL	VOTE %	
FOR THE MEASURE	102	59.65%	<div><div></div></div>
AGAINST THE MEASURE	69	40.35%	<div><div></div></div>
Total Votes Cast	171	100.00%	<div><div></div></div>
Overvotes	0		
Undervotes	24		
Contest Totals	195		



PCT 232

Proposition J – City of Wylie  
Vote For 1

	TOTAL	VOTE %	
FOR THE MEASURE	142	80.68%	<div><div></div></div>
AGAINST THE MEASURE	34	19.32%	<div><div></div></div>
Total Votes Cast	176	100.00%	<div><div></div></div>
Overvotes	0		
Undervotes	19		
Contest Totals	195		

Proposition K – City of Wylie  
Vote For 1

	TOTAL	VOTE %	
FOR THE MEASURE	92	53.49%	<div><div></div></div>
AGAINST THE MEASURE	80	46.51%	<div><div></div></div>
Total Votes Cast	172	100.00%	<div><div></div></div>
Overvotes	0		
Undervotes	23		
Contest Totals	195		

Proposition L – City of Wylie  
Vote For 1

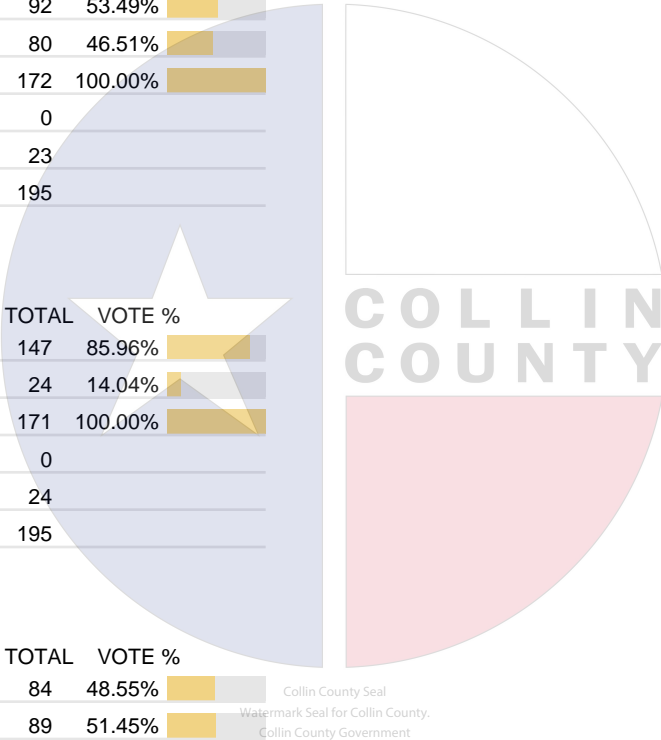
	TOTAL	VOTE %	
FOR THE MEASURE	147	85.96%	<div><div></div></div>
AGAINST THE MEASURE	24	14.04%	<div><div></div></div>
Total Votes Cast	171	100.00%	<div><div></div></div>
Overvotes	0		
Undervotes	24		
Contest Totals	195		

Proposition M – City of Wylie  
Vote For 1

	TOTAL	VOTE %	
FOR THE MEASURE	84	48.55%	<div><div></div></div>
AGAINST THE MEASURE	89	51.45%	<div><div></div></div>
Total Votes Cast	173	100.00%	<div><div></div></div>
Overvotes	0		
Undervotes	22		
Contest Totals	195		

Proposition N – City of Wylie  
Vote For 1

	TOTAL	VOTE %	
FOR THE MEASURE	61	38.61%	<div><div></div></div>
AGAINST THE MEASURE	97	61.39%	<div><div></div></div>
Total Votes Cast	158	100.00%	<div><div></div></div>
Overvotes	0		
Undervotes	37		
Contest Totals	195		



## PCT 232

### Proposition O – City of Wylie

Vote For 1

	TOTAL	VOTE %	
FOR THE MEASURE	115	68.45%	<div><div></div></div>
AGAINST THE MEASURE	53	31.55%	<div><div></div></div>
Total Votes Cast	168	100.00%	<div><div></div></div>
Overvotes	0		
Undervotes	27		
Contest Totals	195		

### Proposition P – City of Wylie

Vote For 1

	TOTAL	VOTE %	
FOR THE MEASURE	115	68.86%	<div><div></div></div>
AGAINST THE MEASURE	52	31.14%	<div><div></div></div>
Total Votes Cast	167	100.00%	<div><div></div></div>
Overvotes	0		
Undervotes	28		
Contest Totals	195		

### Proposition Q – City of Wylie

Vote For 1

	TOTAL	VOTE %	
FOR THE MEASURE	143	84.62%	<div><div></div></div>
AGAINST THE MEASURE	26	15.38%	<div><div></div></div>
Total Votes Cast	169	100.00%	<div><div></div></div>
Overvotes	0		
Undervotes	26		
Contest Totals	195		

### Proposition R – City of Wylie

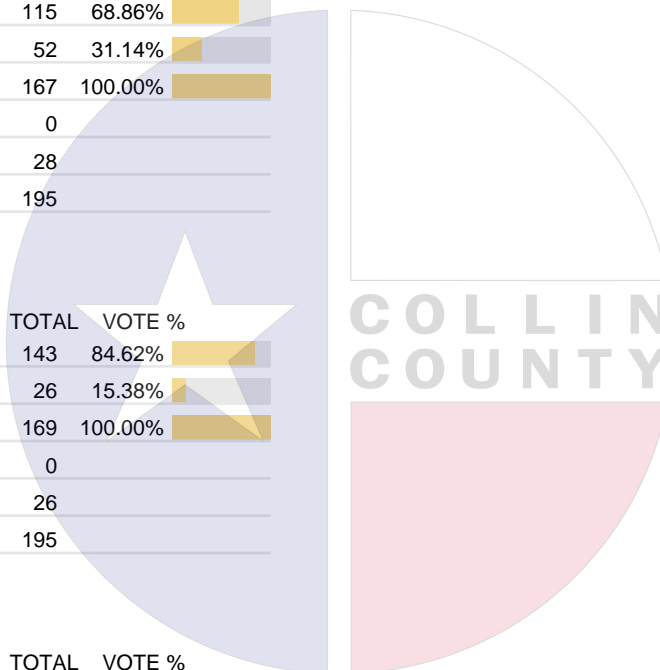
Vote For 1

	TOTAL	VOTE %	
FOR THE MEASURE	99	58.58%	<div><div></div></div>
AGAINST THE MEASURE	70	41.42%	<div><div></div></div>
Total Votes Cast	169	100.00%	<div><div></div></div>
Overvotes	0		
Undervotes	26		
Contest Totals	195		

### Proposition S – City of Wylie

Vote For 1

	TOTAL	VOTE %	
FOR THE MEASURE	117	71.34%	<div><div></div></div>
AGAINST THE MEASURE	47	28.66%	<div><div></div></div>
Total Votes Cast	164	100.00%	<div><div></div></div>
Overvotes	0		
Undervotes	31		
Contest Totals	195		



Collin County Seal  
Watermark Seal for Collin County,  
Collin County Government

## PCT 232

### Proposition T – City of Wylie

Vote For 1

	TOTAL	VOTE %	
FOR THE MEASURE	31	18.90%	<div><div></div></div>
AGAINST THE MEASURE	133	81.10%	<div><div></div></div>
Total Votes Cast	164	100.00%	<div><div></div></div>
Overvotes	0		
Undervotes	31		
Contest Totals	195		

### Proposition U – City of Wylie

Vote For 1

	TOTAL	VOTE %	
FOR THE MEASURE	142	83.53%	<div><div></div></div>
AGAINST THE MEASURE	28	16.47%	<div><div></div></div>
Total Votes Cast	170	100.00%	<div><div></div></div>
Overvotes	0		
Undervotes	25		
Contest Totals	195		

### Proposition V – City of Wylie

Vote For 1

	TOTAL	VOTE %	
FOR THE MEASURE	96	55.17%	<div><div></div></div>
AGAINST THE MEASURE	78	44.83%	<div><div></div></div>
Total Votes Cast	174	100.00%	<div><div></div></div>
Overvotes	0		
Undervotes	21		
Contest Totals	195		

### Proposition W – City of Wylie

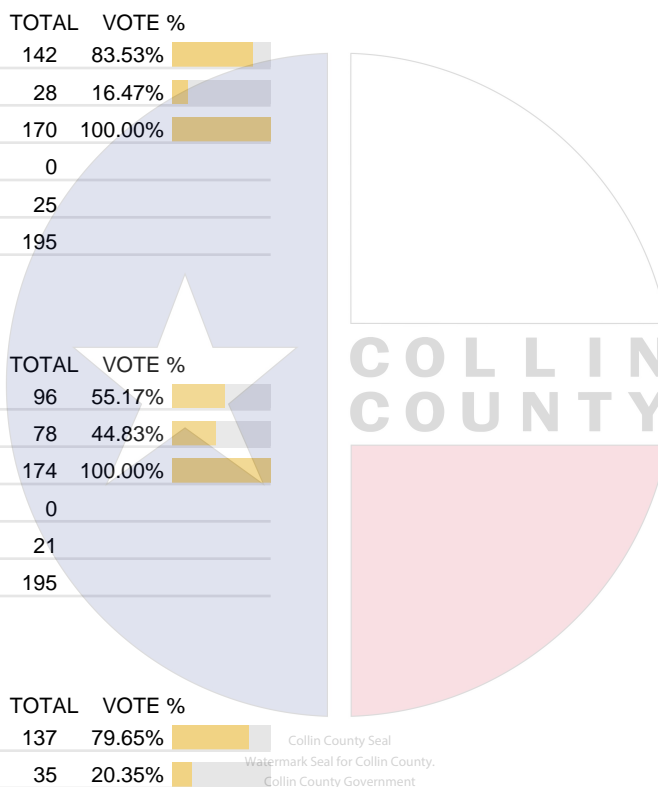
Vote For 1

	TOTAL	VOTE %	
FOR THE MEASURE	137	79.65%	<div><div></div></div>
AGAINST THE MEASURE	35	20.35%	<div><div></div></div>
Total Votes Cast	172	100.00%	<div><div></div></div>
Overvotes	0		
Undervotes	23		
Contest Totals	195		

### Proposition X – City of Wylie

Vote For 1

	TOTAL	VOTE %	
FOR THE MEASURE	140	83.33%	<div><div></div></div>
AGAINST THE MEASURE	28	16.67%	<div><div></div></div>
Total Votes Cast	168	100.00%	<div><div></div></div>
Overvotes	1		
Undervotes	26		
Contest Totals	195		



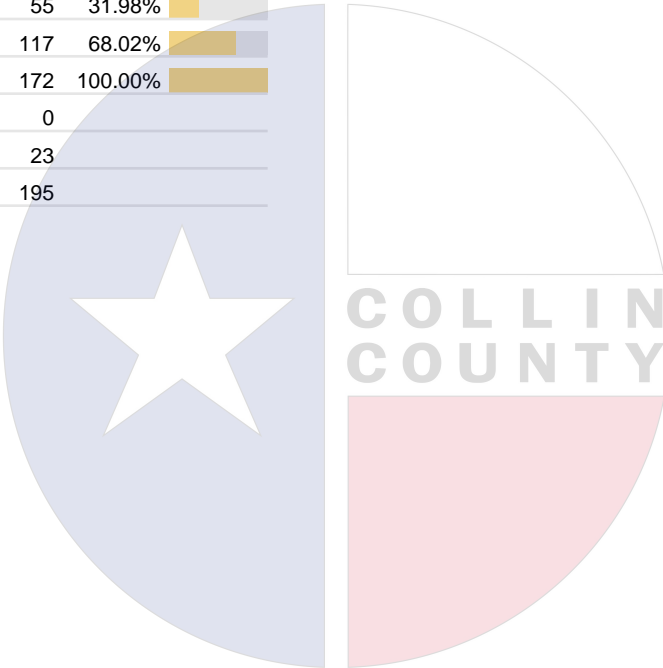
PCT 232

Proposition Y – City of Wylie  
Vote For 1

	TOTAL	VOTE %	
FOR THE MEASURE	132	80.98%	<div><div></div></div>
AGAINST THE MEASURE	31	19.02%	<div><div></div></div>
Total Votes Cast	163	100.00%	<div><div></div></div>
Overvotes	0		
Undervotes	32		
Contest Totals	195		

Proposition Z – City of Wylie  
Vote For 1

	TOTAL	VOTE %	
FOR THE MEASURE	55	31.98%	<div><div></div></div>
AGAINST THE MEASURE	117	68.02%	<div><div></div></div>
Total Votes Cast	172	100.00%	<div><div></div></div>
Overvotes	0		
Undervotes	23		
Contest Totals	195		



Collin County Seal  
Watermark Seal for Collin County.  
Collin County Government

PCT 233

Statistics	TOTAL
Registered Voters - Total	2,065
Ballots Cast - Total	96
Voter Turnout - Total	4.65%

Trustee, Place 4 - Collin Co. Comm. College Dist.  
Vote For 1

	TOTAL	VOTE %
Tamara Thomas	34	43.04%
Staci L. Weaver	45	56.96%
Total Votes Cast	79	100.00%
Overvotes	0	
Undervotes	17	
Contest Totals	96	

Trustee, Place 5 - Collin Co. Comm. College Dist.  
Vote For 1

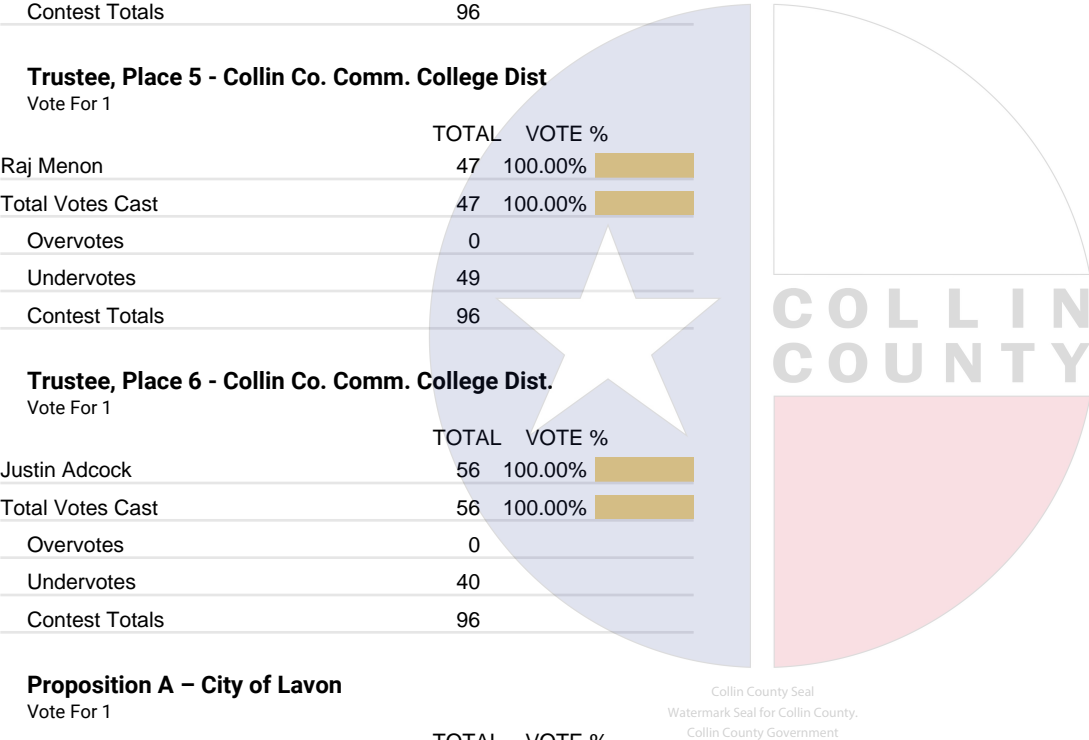
	TOTAL	VOTE %
Raj Menon	47	100.00%
Total Votes Cast	47	100.00%
Overvotes	0	
Undervotes	49	
Contest Totals	96	

Trustee, Place 6 - Collin Co. Comm. College Dist.  
Vote For 1

	TOTAL	VOTE %
Justin Adcock	56	100.00%
Total Votes Cast	56	100.00%
Overvotes	0	
Undervotes	40	
Contest Totals	96	

Proposition A – City of Lavon  
Vote For 1

	TOTAL	VOTE %
For	0	
Against	0	
Total Votes Cast	0	
Overvotes	0	
Undervotes	0	
Contest Totals	0	



PCT 233

Council Member, Place 1 – City of Wylie

	TOTAL	VOTE %	
David R. Duke	40	100.00%	<div><div></div></div>
Total Votes Cast	40	100.00%	<div><div></div></div>
Overvotes	0		
Undervotes	40		
Contest Totals	80		

Council Member, Place 3 – City of Wylie

	TOTAL	VOTE %	
Hamza Fraz	36	46.15%	<div><div></div></div>
Todd J. Pickens	42	53.85%	<div><div></div></div>
Total Votes Cast	78	100.00%	<div><div></div></div>
Overvotes	0		
Undervotes	2		
Contest Totals	80		

Proposition A – City of Wylie

	TOTAL	VOTE %	
FOR THE MEASURE	33	43.42%	<div><div></div></div>
AGAINST THE MEASURE	43	56.58%	<div><div></div></div>
Total Votes Cast	76	100.00%	<div><div></div></div>
Overvotes	0		
Undervotes	4		
Contest Totals	80		

Proposition B – City of Wylie

	TOTAL	VOTE %	
FOR THE MEASURE	54	77.14%	<div><div></div></div>
AGAINST THE MEASURE	16	22.86%	<div><div></div></div>
Total Votes Cast	70	100.00%	<div><div></div></div>
Overvotes	0		
Undervotes	10		
Contest Totals	80		

Proposition C – City of Wylie

	TOTAL	VOTE %	
FOR THE MEASURE	67	88.16%	<div><div></div></div>
AGAINST THE MEASURE	9	11.84%	<div><div></div></div>
Total Votes Cast	76	100.00%	<div><div></div></div>
Overvotes	0		
Undervotes	4		
Contest Totals	80		



## PCT 233

### Proposition D – City of Wylie

Vote For 1

	TOTAL	VOTE %	
FOR THE MEASURE	63	88.73%	<div><div></div></div>
AGAINST THE MEASURE	8	11.27%	<div><div></div></div>
Total Votes Cast	71	100.00%	<div><div></div></div>
Overvotes	0		
Undervotes	9		
Contest Totals	80		

### Proposition E – City of Wylie

Vote For 1

	TOTAL	VOTE %	
FOR THE MEASURE	38	52.78%	<div><div></div></div>
AGAINST THE MEASURE	34	47.22%	<div><div></div></div>
Total Votes Cast	72	100.00%	<div><div></div></div>
Overvotes	0		
Undervotes	8		
Contest Totals	80		

### Proposition F – City of Wylie

Vote For 1

	TOTAL	VOTE %	
FOR THE MEASURE	50	68.49%	<div><div></div></div>
AGAINST THE MEASURE	23	31.51%	<div><div></div></div>
Total Votes Cast	73	100.00%	<div><div></div></div>
Overvotes	0		
Undervotes	7		
Contest Totals	80		

### Proposition G – City of Wylie

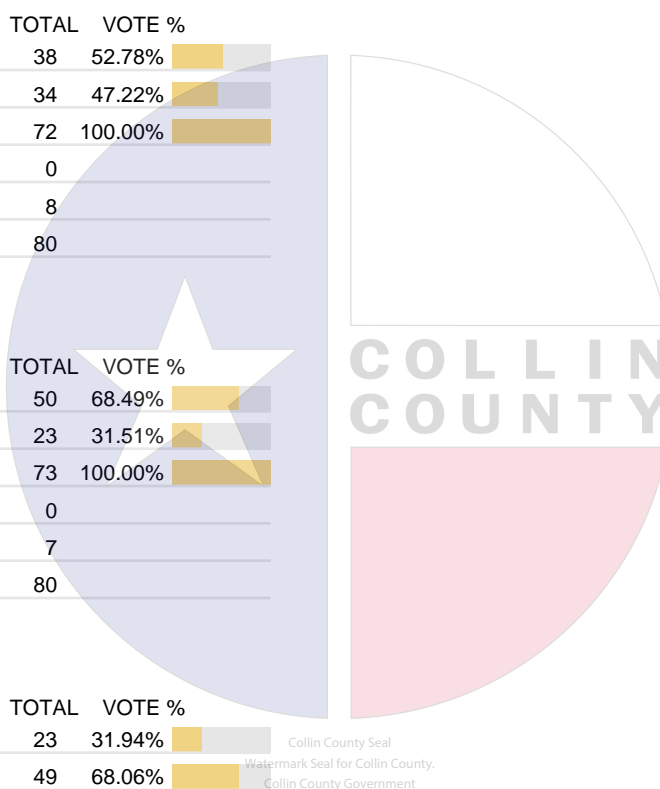
Vote For 1

	TOTAL	VOTE %	
FOR THE MEASURE	23	31.94%	<div><div></div></div>
AGAINST THE MEASURE	49	68.06%	<div><div></div></div>
Total Votes Cast	72	100.00%	<div><div></div></div>
Overvotes	0		
Undervotes	8		
Contest Totals	80		

### Proposition H – City of Wylie

Vote For 1

	TOTAL	VOTE %	
FOR THE MEASURE	16	21.92%	<div><div></div></div>
AGAINST THE MEASURE	57	78.08%	<div><div></div></div>
Total Votes Cast	73	100.00%	<div><div></div></div>
Overvotes	0		
Undervotes	7		
Contest Totals	80		



## PCT 233

### Proposition I – City of Wylie

Vote For 1

	TOTAL	VOTE %	
FOR THE MEASURE	34	47.89%	<div><div></div></div>
AGAINST THE MEASURE	37	52.11%	<div><div></div></div>
Total Votes Cast	71	100.00%	<div><div></div></div>
Overvotes	0		
Undervotes	9		
Contest Totals	80		

### Proposition J – City of Wylie

Vote For 1

	TOTAL	VOTE %	
FOR THE MEASURE	65	87.84%	<div><div></div></div>
AGAINST THE MEASURE	9	12.16%	<div><div></div></div>
Total Votes Cast	74	100.00%	<div><div></div></div>
Overvotes	0		
Undervotes	6		
Contest Totals	80		

### Proposition K – City of Wylie

Vote For 1

	TOTAL	VOTE %	
FOR THE MEASURE	35	48.61%	<div><div></div></div>
AGAINST THE MEASURE	37	51.39%	<div><div></div></div>
Total Votes Cast	72	100.00%	<div><div></div></div>
Overvotes	0		
Undervotes	8		
Contest Totals	80		

### Proposition L – City of Wylie

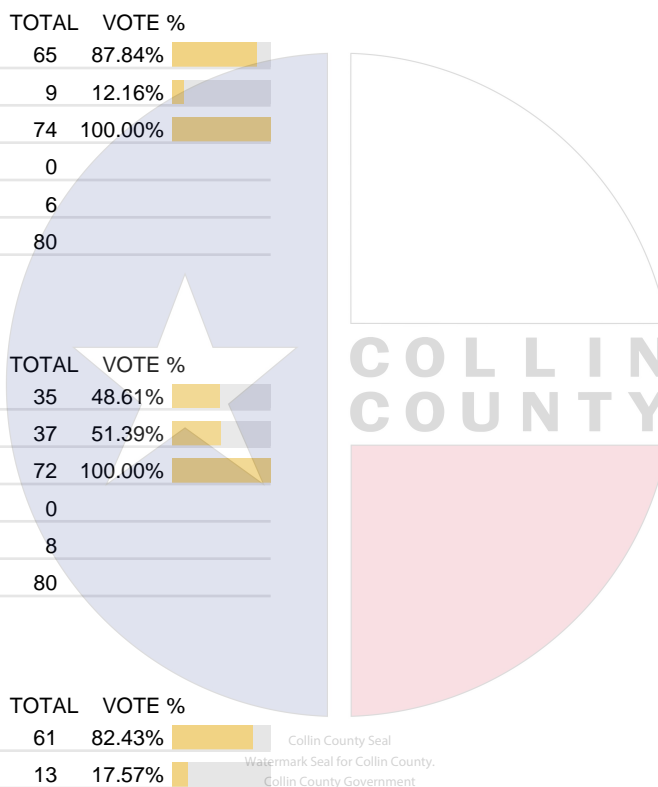
Vote For 1

	TOTAL	VOTE %	
FOR THE MEASURE	61	82.43%	<div><div></div></div>
AGAINST THE MEASURE	13	17.57%	<div><div></div></div>
Total Votes Cast	74	100.00%	<div><div></div></div>
Overvotes	0		
Undervotes	6		
Contest Totals	80		

### Proposition M – City of Wylie

Vote For 1

	TOTAL	VOTE %	
FOR THE MEASURE	33	45.21%	<div><div></div></div>
AGAINST THE MEASURE	40	54.79%	<div><div></div></div>
Total Votes Cast	73	100.00%	<div><div></div></div>
Overvotes	0		
Undervotes	7		
Contest Totals	80		



## PCT 233

### Proposition N – City of Wylie

Vote For 1

	TOTAL	VOTE %	
FOR THE MEASURE	26	37.14%	<div><div></div></div>
AGAINST THE MEASURE	44	62.86%	<div><div></div></div>
Total Votes Cast	70	100.00%	<div><div></div></div>
Overvotes	0		
Undervotes	10		
Contest Totals	80		

### Proposition O – City of Wylie

Vote For 1

	TOTAL	VOTE %	
FOR THE MEASURE	47	68.12%	<div><div></div></div>
AGAINST THE MEASURE	22	31.88%	<div><div></div></div>
Total Votes Cast	69	100.00%	<div><div></div></div>
Overvotes	0		
Undervotes	11		
Contest Totals	80		

### Proposition P – City of Wylie

Vote For 1

	TOTAL	VOTE %	
FOR THE MEASURE	49	70.00%	<div><div></div></div>
AGAINST THE MEASURE	21	30.00%	<div><div></div></div>
Total Votes Cast	70	100.00%	<div><div></div></div>
Overvotes	0		
Undervotes	10		
Contest Totals	80		

### Proposition Q – City of Wylie

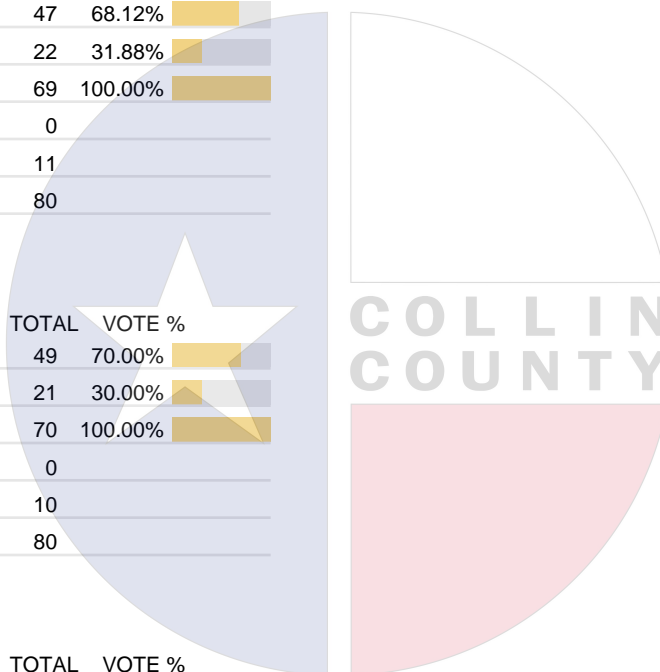
Vote For 1

	TOTAL	VOTE %	
FOR THE MEASURE	62	84.93%	<div><div></div></div>
AGAINST THE MEASURE	11	15.07%	<div><div></div></div>
Total Votes Cast	73	100.00%	<div><div></div></div>
Overvotes	0		
Undervotes	7		
Contest Totals	80		

### Proposition R – City of Wylie

Vote For 1

	TOTAL	VOTE %	
FOR THE MEASURE	41	58.57%	<div><div></div></div>
AGAINST THE MEASURE	29	41.43%	<div><div></div></div>
Total Votes Cast	70	100.00%	<div><div></div></div>
Overvotes	0		
Undervotes	10		
Contest Totals	80		



## PCT 233

### Proposition S – City of Wylie

Vote For 1

	TOTAL	VOTE %	
FOR THE MEASURE	49	71.01%	<div><div></div></div>
AGAINST THE MEASURE	20	28.99%	<div><div></div></div>
Total Votes Cast	69	100.00%	<div><div></div></div>
Overvotes	0		
Undervotes	11		
Contest Totals	80		

### Proposition T – City of Wylie

Vote For 1

	TOTAL	VOTE %	
FOR THE MEASURE	15	20.83%	<div><div></div></div>
AGAINST THE MEASURE	57	79.17%	<div><div></div></div>
Total Votes Cast	72	100.00%	<div><div></div></div>
Overvotes	0		
Undervotes	8		
Contest Totals	80		

### Proposition U – City of Wylie

Vote For 1

	TOTAL	VOTE %	
FOR THE MEASURE	54	78.26%	<div><div></div></div>
AGAINST THE MEASURE	15	21.74%	<div><div></div></div>
Total Votes Cast	69	100.00%	<div><div></div></div>
Overvotes	0		
Undervotes	11		
Contest Totals	80		

### Proposition V – City of Wylie

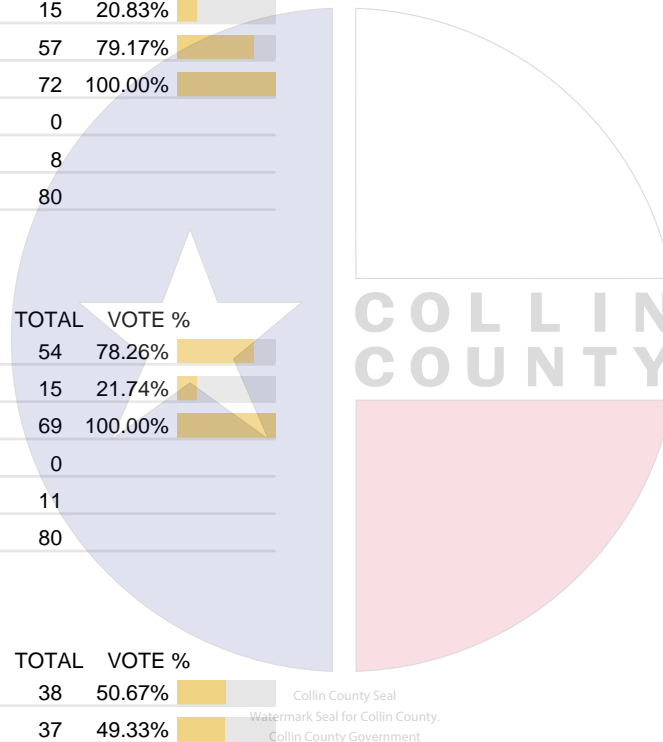
Vote For 1

	TOTAL	VOTE %	
FOR THE MEASURE	38	50.67%	<div><div></div></div>
AGAINST THE MEASURE	37	49.33%	<div><div></div></div>
Total Votes Cast	75	100.00%	<div><div></div></div>
Overvotes	0		
Undervotes	5		
Contest Totals	80		

### Proposition W – City of Wylie

Vote For 1

	TOTAL	VOTE %	
FOR THE MEASURE	53	72.60%	<div><div></div></div>
AGAINST THE MEASURE	20	27.40%	<div><div></div></div>
Total Votes Cast	73	100.00%	<div><div></div></div>
Overvotes	0		
Undervotes	7		
Contest Totals	80		



PCT 233

Proposition X – City of Wylie  
Vote For 1

	TOTAL	VOTE %	
FOR THE MEASURE	58	77.33%	<div><div></div></div>
AGAINST THE MEASURE	17	22.67%	<div><div></div></div>
Total Votes Cast	75	100.00%	<div><div></div></div>
Overvotes	0		
Undervotes	5		
Contest Totals	80		

Proposition Y – City of Wylie  
Vote For 1

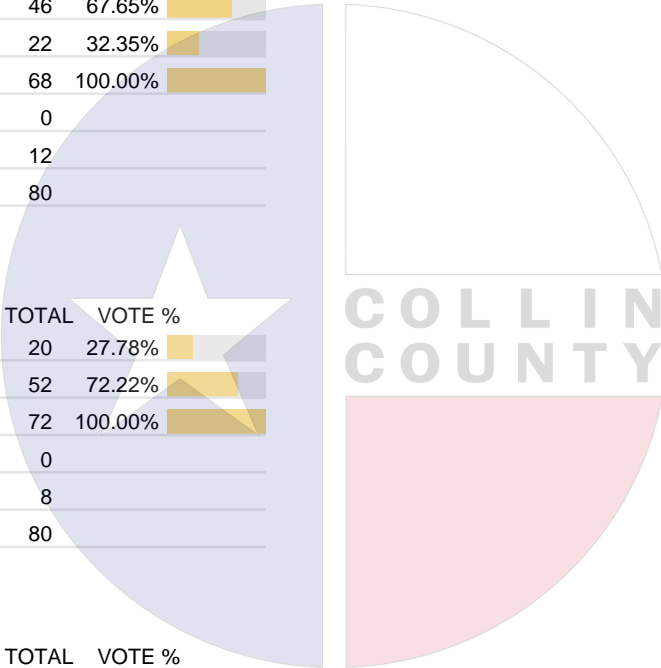
	TOTAL	VOTE %	
FOR THE MEASURE	46	67.65%	<div><div></div></div>
AGAINST THE MEASURE	22	32.35%	<div><div></div></div>
Total Votes Cast	68	100.00%	<div><div></div></div>
Overvotes	0		
Undervotes	12		
Contest Totals	80		

Proposition Z – City of Wylie  
Vote For 1

	TOTAL	VOTE %	
FOR THE MEASURE	20	27.78%	<div><div></div></div>
AGAINST THE MEASURE	52	72.22%	<div><div></div></div>
Total Votes Cast	72	100.00%	<div><div></div></div>
Overvotes	0		
Undervotes	8		
Contest Totals	80		

Trustee, Place 1 – Community ISD  
Vote For 1

	TOTAL	VOTE %	
Jeff Pendill	0		
Kathryn Grant	0		
Total Votes Cast	0		
Overvotes	0		
Undervotes	0		
Contest Totals	0		



Collin County Seal  
Watermark Seal for Collin County,  
Collin County Government

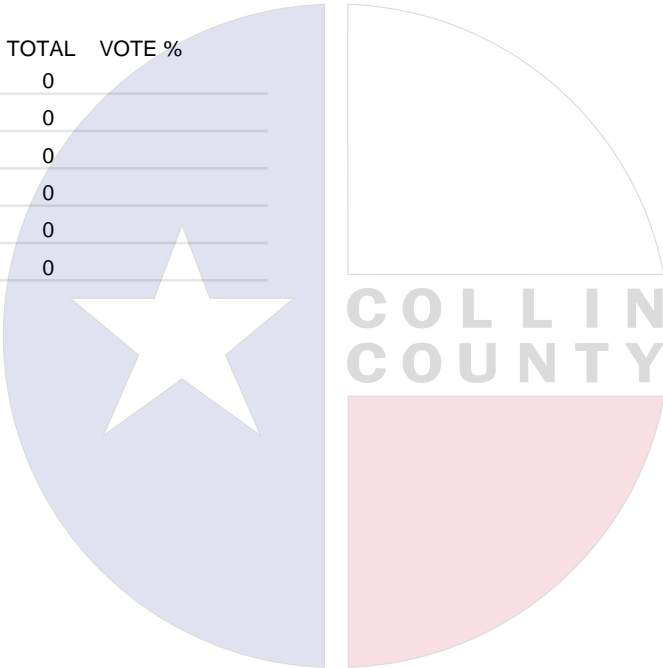
PCT 233

Trustee, Place 3 – Community ISD  
Vote For 1

	TOTAL	VOTE %
Adam Strickland	0	
Chelysia Renae Young	0	
Jeff Cox	0	
Heather Minyard	0	
Total Votes Cast	0	
Overvotes	0	
Undervotes	0	
Contest Totals	0	

Proposition B – City of Lavon  
Vote For 1

	TOTAL	VOTE %
For	0	
Against	0	
Total Votes Cast	0	
Overvotes	0	
Undervotes	0	
Contest Totals	0	



Collin County Seal  
Watermark Seal for Collin County.  
Collin County Government

PCT 234

Statistics	TOTAL
Registered Voters - Total	3,403
Ballots Cast - Total	620
Voter Turnout - Total	18.22%

Trustee, Place 4 - Collin Co. Comm. College Dist.  
Vote For 1

	TOTAL	VOTE %
Tamara Thomas	200	41.84%
Staci L. Weaver	278	58.16%
Total Votes Cast	478	100.00%
Overvotes	0	
Undervotes	142	
Contest Totals	620	

Trustee, Place 5 - Collin Co. Comm. College Dist.  
Vote For 1

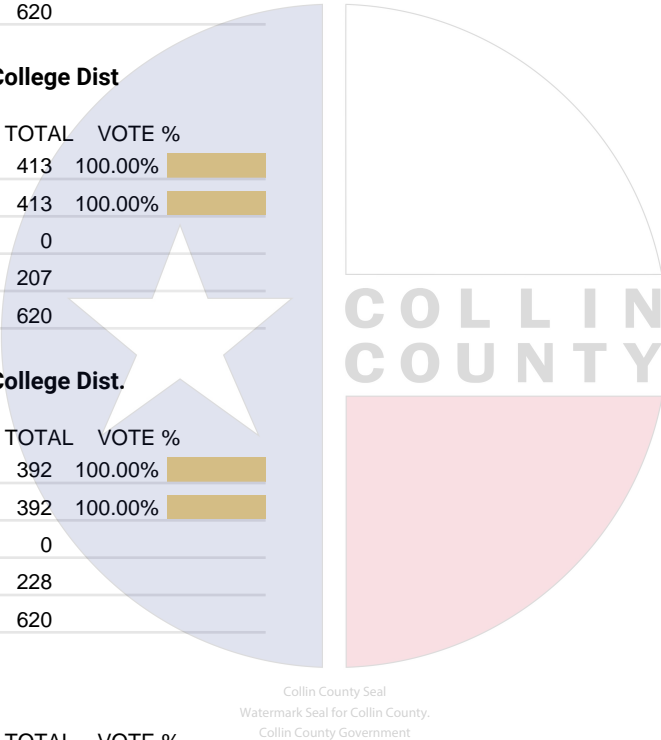
	TOTAL	VOTE %
Raj Menon	413	100.00%
Total Votes Cast	413	100.00%
Overvotes	0	
Undervotes	207	
Contest Totals	620	

Trustee, Place 6 - Collin Co. Comm. College Dist.  
Vote For 1

	TOTAL	VOTE %
Justin Adcock	392	100.00%
Total Votes Cast	392	100.00%
Overvotes	0	
Undervotes	228	
Contest Totals	620	

City Council, Place 2 – City of Frisco  
Vote For 1

	TOTAL	VOTE %
Burt Thakur	227	38.61%
Sai Krishnarajanagar	148	25.17%
Tammy Meinershagen	213	36.22%
Total Votes Cast	588	100.00%
Overvotes	0	
Undervotes	32	
Contest Totals	620	



PCT 234

City Council, Place 4 – City of Frisco  
Vote For 1

	TOTAL	VOTE %
Josh Meek	76	12.82%
Jared Elad	146	24.62%
Jerry Spencer	23	3.88%
Gopal Ponangi	180	30.35%
Sangita Datta	168	28.33%
Total Votes Cast	593	100.00%
Overvotes	0	
Undervotes	27	
Contest Totals	620	

Proposition A – City of Frisco  
Vote For 1

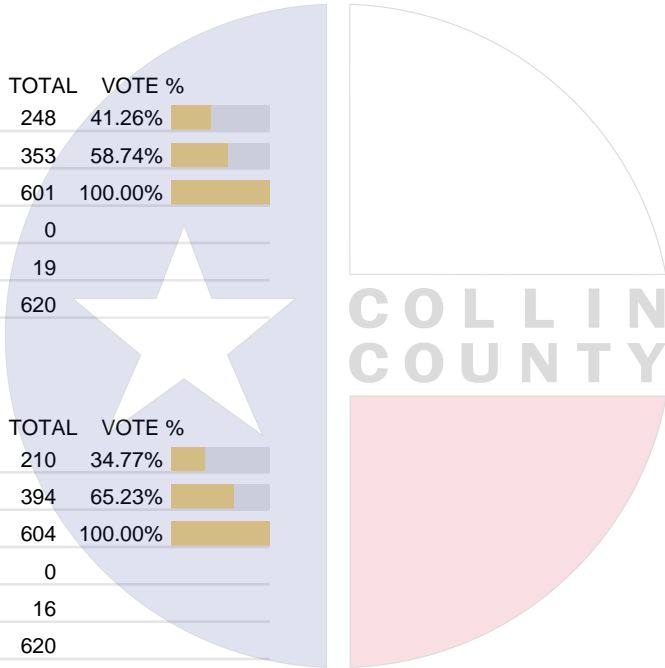
	TOTAL	VOTE %
For	248	41.26%
Against	353	58.74%
Total Votes Cast	601	100.00%
Overvotes	0	
Undervotes	19	
Contest Totals	620	

Proposition B – City of Frisco  
Vote For 1

	TOTAL	VOTE %
For	210	34.77%
Against	394	65.23%
Total Votes Cast	604	100.00%
Overvotes	0	
Undervotes	16	
Contest Totals	620	

Proposition C – City of Frisco  
Vote For 1

	TOTAL	VOTE %
For	447	74.87%
Against	150	25.13%
Total Votes Cast	597	100.00%
Overvotes	0	
Undervotes	23	
Contest Totals	620	



Collin County Seal  
Watermark Seal for Collin County,  
Collin County Government



PCT 234

Proposition D – City of Frisco  
Vote For 1

	TOTAL	VOTE %	
For	216	36.80%	<div><div></div><div></div></div>
Against	371	63.20%	<div><div></div><div></div></div>
Total Votes Cast	587	100.00%	<div><div></div></div>
Overvotes	0		
Undervotes	33		
Contest Totals	620		

Proposition E – City of Frisco  
Vote For 1

	TOTAL	VOTE %	
For	308	53.01%	<div><div></div><div></div></div>
Against	273	46.99%	<div><div></div><div></div></div>
Total Votes Cast	581	100.00%	<div><div></div></div>
Overvotes	0		
Undervotes	39		
Contest Totals	620		

Proposition F – City of Frisco  
Vote For 1

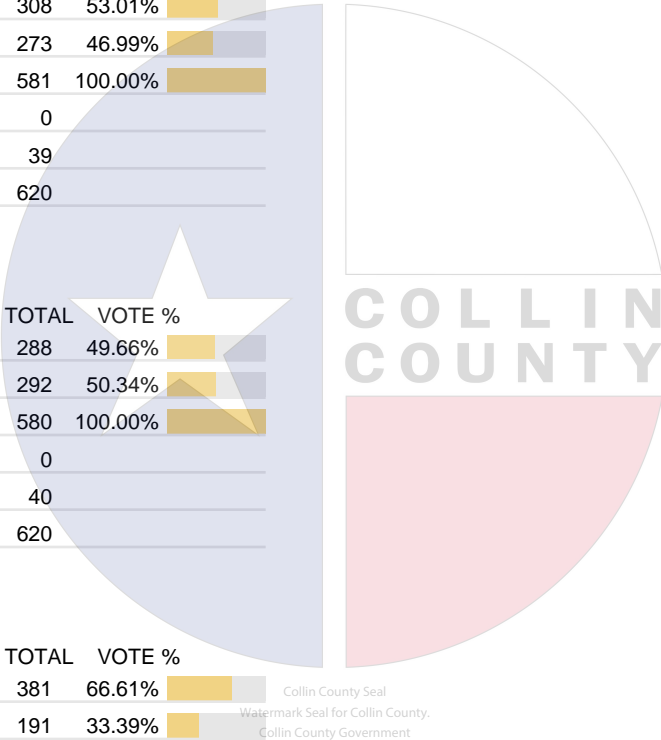
	TOTAL	VOTE %	
For	288	49.66%	<div><div></div><div></div></div>
Against	292	50.34%	<div><div></div><div></div></div>
Total Votes Cast	580	100.00%	<div><div></div></div>
Overvotes	0		
Undervotes	40		
Contest Totals	620		

Proposition G – City of Frisco  
Vote For 1

	TOTAL	VOTE %	
For	381	66.61%	<div><div></div><div></div></div>
Against	191	33.39%	<div><div></div><div></div></div>
Total Votes Cast	572	100.00%	<div><div></div></div>
Overvotes	0		
Undervotes	48		
Contest Totals	620		

Proposition H – City of Frisco  
Vote For 1

	TOTAL	VOTE %	
For	381	67.43%	<div><div></div><div></div></div>
Against	184	32.57%	<div><div></div><div></div></div>
Total Votes Cast	565	100.00%	<div><div></div></div>
Overvotes	0		
Undervotes	55		
Contest Totals	620		



PCT 234

Proposition I – City of Frisco  
Vote For 1

	TOTAL	VOTE %	
For	263	47.99%	<div><div></div><div></div></div>
Against	285	52.01%	<div><div></div><div></div></div>
Total Votes Cast	548	100.00%	<div><div></div></div>
Overvotes	0		
Undervotes	72		
Contest Totals	620		

Proposition J – City of Frisco  
Vote For 1

	TOTAL	VOTE %	
For	256	45.88%	<div><div></div><div></div></div>
Against	302	54.12%	<div><div></div><div></div></div>
Total Votes Cast	558	100.00%	<div><div></div></div>
Overvotes	0		
Undervotes	62		
Contest Totals	620		

Proposition K – City of Frisco  
Vote For 1

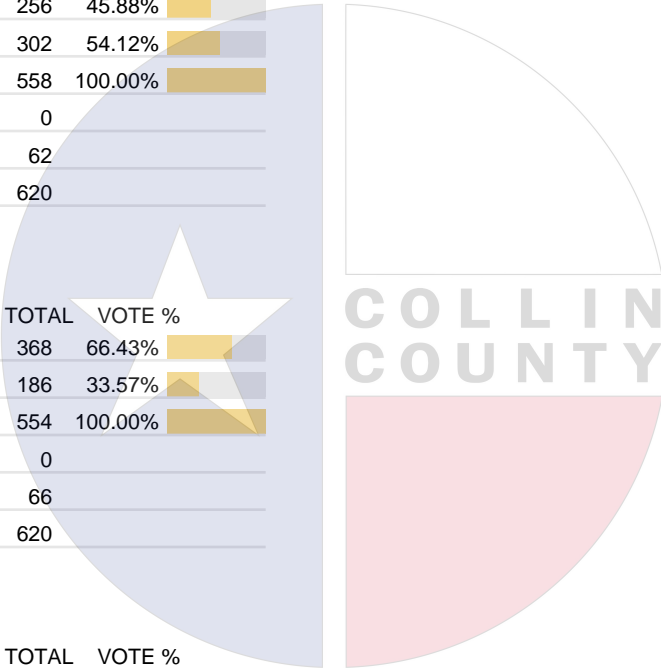
	TOTAL	VOTE %	
For	368	66.43%	<div><div></div><div></div></div>
Against	186	33.57%	<div><div></div><div></div></div>
Total Votes Cast	554	100.00%	<div><div></div></div>
Overvotes	0		
Undervotes	66		
Contest Totals	620		

Proposition L - City of Frisco  
Vote For 1

	TOTAL	VOTE %	
For	317	56.31%	<div><div></div><div></div></div>
Against	246	43.69%	<div><div></div><div></div></div>
Total Votes Cast	563	100.00%	<div><div></div></div>
Overvotes	0		
Undervotes	57		
Contest Totals	620		

Proposition M – City of Frisco  
Vote For 1

	TOTAL	VOTE %	
For	427	74.91%	<div><div></div><div></div></div>
Against	143	25.09%	<div><div></div><div></div></div>
Total Votes Cast	570	100.00%	<div><div></div></div>
Overvotes	0		
Undervotes	50		
Contest Totals	620		



Collin County Seal  
Watermark Seal for Collin County.  
Collin County Government

PCT 234

Proposition N – City of Frisco  
Vote For 1

	TOTAL	VOTE %	
For	407	72.29%	<div><div></div></div>
Against	156	27.71%	<div><div></div></div>
Total Votes Cast	563	100.00%	<div><div></div></div>
Overvotes	0		
Undervotes	57		
Contest Totals	620		

Trustee, Place 1 – Frisco ISD  
Vote For 1

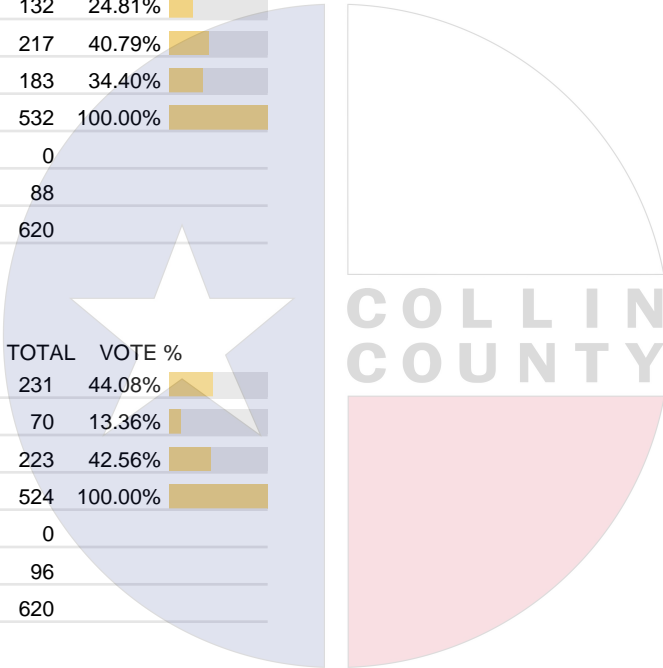
	TOTAL	VOTE %	
Amit Kalra	132	24.81%	<div><div></div></div>
Suresh Manduva	217	40.79%	<div><div></div></div>
Muni Janagarajan	183	34.40%	<div><div></div></div>
Total Votes Cast	532	100.00%	<div><div></div></div>
Overvotes	0		
Undervotes	88		
Contest Totals	620		

Trustee, Place 2 – Frisco ISD  
Vote For 1

	TOTAL	VOTE %	
Melanie Barrios Jones	231	44.08%	<div><div></div></div>
Ange Yao	70	13.36%	<div><div></div></div>
Renee Sample	223	42.56%	<div><div></div></div>
Total Votes Cast	524	100.00%	<div><div></div></div>
Overvotes	0		
Undervotes	96		
Contest Totals	620		

Trustee, Place 3 – Frisco ISD  
Vote For 1

	TOTAL	VOTE %	
Stuart Shulman	243	46.02%	<div><div></div></div>
Stephanie Elad	285	53.98%	<div><div></div></div>
Total Votes Cast	528	100.00%	<div><div></div></div>
Overvotes	0		
Undervotes	92		
Contest Totals	620		



Collin County Seal  
Watermark Seal for Collin County,  
Collin County Government

PCT 235

Statistics	TOTAL
Registered Voters - Total	1,903
Ballots Cast - Total	202
Voter Turnout - Total	10.61%

Trustee, Place 4 - Collin Co. Comm. College Dist.  
Vote For 1

	TOTAL	VOTE %	
Tamara Thomas	84	51.53%	<div><div></div></div>
Staci L. Weaver	79	48.47%	<div><div></div></div>
Total Votes Cast	163	100.00%	<div><div></div></div>
Overvotes	0		
Undervotes	39		
Contest Totals	202		

Trustee, Place 5 - Collin Co. Comm. College Dist.  
Vote For 1

	TOTAL	VOTE %	
Raj Menon	117	100.00%	<div><div></div></div>
Total Votes Cast	117	100.00%	<div><div></div></div>
Overvotes	0		
Undervotes	85		
Contest Totals	202		

Trustee, Place 6 - Collin Co. Comm. College Dist.  
Vote For 1

	TOTAL	VOTE %	
Justin Adcock	100	100.00%	<div><div></div></div>
Total Votes Cast	100	100.00%	<div><div></div></div>
Overvotes	0		
Undervotes	102		
Contest Totals	202		

Councilmember, Place No. 2, District No. 2 – City of Plano  
Vote For 1

	TOTAL	VOTE %	
Bob Kehr	99	52.94%	<div><div></div></div>
Carson K. Underwood	24	12.83%	<div><div></div></div>
Douglas Reeves	64	34.22%	<div><div></div></div>
Total Votes Cast	187	100.00%	<div><div></div></div>
Overvotes	0		
Undervotes	15		
Contest Totals	202		

## PCT 235

### Councilmember, Place No. 4, District No. 4 – City of Plano

Vote For 1

	TOTAL	VOTE %	
Cody Weaver	71	41.52%	<div><div></div></div>
Christene “Chris” Krupa Downs	100	58.48%	<div><div></div></div>
Total Votes Cast	171	100.00%	<div><div></div></div>
Overvotes	0		
Undervotes	31		
Contest Totals	202		

### Councilmember, Place No. 6, Mayor – City of Plano

Vote For 1

	TOTAL	VOTE %	
John Muns	132	100.00%	<div><div></div></div>
Total Votes Cast	132	100.00%	<div><div></div></div>
Overvotes	0		
Undervotes	70		
Contest Totals	202		

### Councilmember, Place No. 8 – City of Plano

Vote For 1

	TOTAL	VOTE %	
Vidal Quintanilla	92	55.42%	<div><div></div></div>
Hayden Padgett	74	44.58%	<div><div></div></div>
Total Votes Cast	166	100.00%	<div><div></div></div>
Overvotes	0		
Undervotes	36		
Contest Totals	202		

### Councilmember, Place No. 5, Unexpired Term – City of Plano


Vote For 1

	TOTAL	VOTE %	
Gary Cary	71	40.34%	<div><div></div></div>
Steve Lavine	105	59.66%	<div><div></div></div>
Total Votes Cast	176	100.00%	<div><div></div></div>
Overvotes	0		
Undervotes	26		
Contest Totals	202		

### Proposition A – City of Plano

Vote For 1

	TOTAL	VOTE %	
For	127	65.46%	<div><div></div></div>
Against	67	34.54%	<div><div></div></div>
Total Votes Cast	194	100.00%	<div><div></div></div>
Overvotes	0		
Undervotes	8		
Contest Totals	202		



PCT 235

Proposition B – City of Plano  
Vote For 1

	TOTAL	VOTE %	
For	110	56.41%	<div><div></div><div></div></div>
Against	85	43.59%	<div><div></div><div></div></div>
Total Votes Cast	195	100.00%	<div><div></div></div>
Overvotes	0		
Undervotes	7		
Contest Totals	202		

Proposition C – City of Plano  
Vote For 1

	TOTAL	VOTE %	
For	117	60.00%	<div><div></div><div></div></div>
Against	78	40.00%	<div><div></div><div></div></div>
Total Votes Cast	195	100.00%	<div><div></div></div>
Overvotes	0		
Undervotes	7		
Contest Totals	202		

Proposition D – City of Plano  
Vote For 1

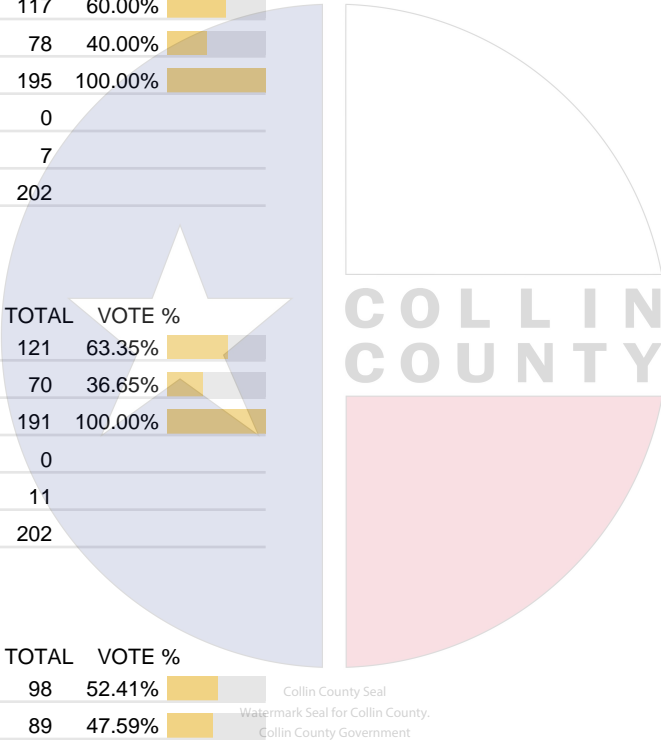
	TOTAL	VOTE %	
For	121	63.35%	<div><div></div><div></div></div>
Against	70	36.65%	<div><div></div><div></div></div>
Total Votes Cast	191	100.00%	<div><div></div></div>
Overvotes	0		
Undervotes	11		
Contest Totals	202		

Proposition E – City of Plano  
Vote For 1

	TOTAL	VOTE %	
For	98	52.41%	<div><div></div><div></div></div>
Against	89	47.59%	<div><div></div><div></div></div>
Total Votes Cast	187	100.00%	<div><div></div></div>
Overvotes	0		
Undervotes	15		
Contest Totals	202		

Proposition F – City of Plano  
Vote For 1

	TOTAL	VOTE %	
For	119	62.63%	<div><div></div><div></div></div>
Against	71	37.37%	<div><div></div><div></div></div>
Total Votes Cast	190	100.00%	<div><div></div></div>
Overvotes	0		
Undervotes	12		
Contest Totals	202		



PCT 235

Proposition G – City of Plano  
Vote For 1

	TOTAL	VOTE %	
For	126	65.62%	<div><div></div></div>
Against	66	34.38%	<div><div></div></div>
Total Votes Cast	192	100.00%	<div><div></div></div>
Overvotes	0		
Undervotes	10		
Contest Totals	202		

Trustee, Place 1 – Frisco ISD  
Vote For 1

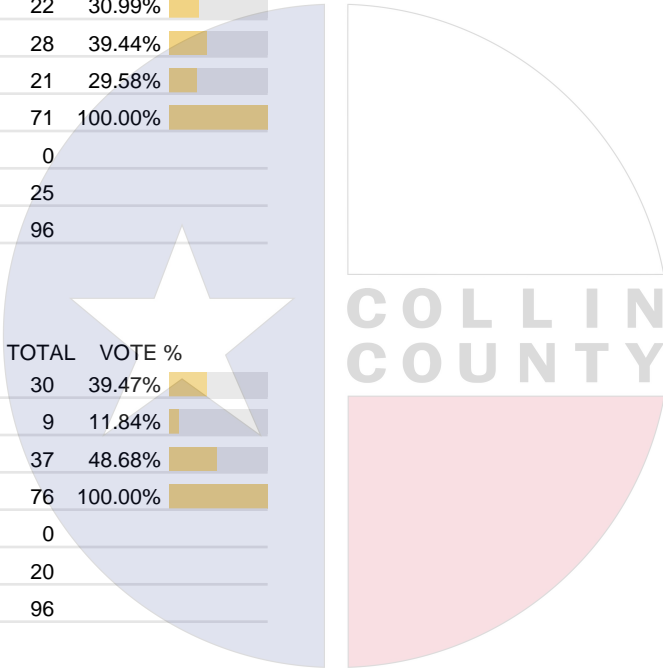
	TOTAL	VOTE %	
Amit Kalra	22	30.99%	<div><div></div></div>
Suresh Manduva	28	39.44%	<div><div></div></div>
Muni Janagarajan	21	29.58%	<div><div></div></div>
Total Votes Cast	71	100.00%	<div><div></div></div>
Overvotes	0		
Undervotes	25		
Contest Totals	96		

Trustee, Place 2 – Frisco ISD  
Vote For 1

	TOTAL	VOTE %	
Melanie Barrios Jones	30	39.47%	<div><div></div></div>
Ange Yao	9	11.84%	<div><div></div></div>
Renee Sample	37	48.68%	<div><div></div></div>
Total Votes Cast	76	100.00%	<div><div></div></div>
Overvotes	0		
Undervotes	20		
Contest Totals	96		

Trustee, Place 3 – Frisco ISD  
Vote For 1

	TOTAL	VOTE %	
Stuart Shulman	46	60.53%	<div><div></div></div>
Stephanie Elad	30	39.47%	<div><div></div></div>
Total Votes Cast	76	100.00%	<div><div></div></div>
Overvotes	0		
Undervotes	20		
Contest Totals	96		



Collin County Seal  
Watermark Seal for Collin County,  
Collin County Government

PCT 235

Trustee, Place 1 – Plano ISD  
Vote For 1

	TOTAL	VOTE %	
Lauren Tyra	69	100.00%	<div><div></div></div>
Total Votes Cast	69	100.00%	<div><div></div></div>
Overvotes	0		
Undervotes	37		
Contest Totals	106		

Trustee, Place 2 – Plano ISD  
Vote For 1

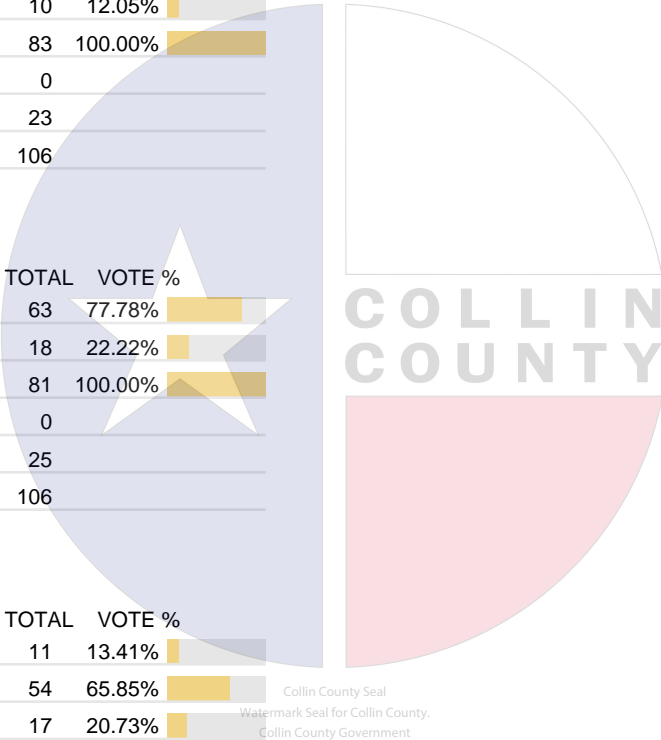
	TOTAL	VOTE %	
Sam Johnson	73	87.95%	<div><div></div></div>
Xiomar Pierre	10	12.05%	<div><div></div></div>
Total Votes Cast	83	100.00%	<div><div></div></div>
Overvotes	0		
Undervotes	23		
Contest Totals	106		

Trustee, Place 3 – Plano ISD  
Vote For 1

	TOTAL	VOTE %	
Nancy C. Humphrey	63	77.78%	<div><div></div></div>
Harper Weaver	18	22.22%	<div><div></div></div>
Total Votes Cast	81	100.00%	<div><div></div></div>
Overvotes	0		
Undervotes	25		
Contest Totals	106		

Trustee, Place 6 – Plano ISD  
Vote For 1

	TOTAL	VOTE %	
Andrew Rettke	11	13.41%	<div><div></div></div>
Elisa Klein	54	65.85%	<div><div></div></div>
Dash Weerasinghe	17	20.73%	<div><div></div></div>
Total Votes Cast	82	100.00%	<div><div></div></div>
Overvotes	0		
Undervotes	24		
Contest Totals	106		





PCT 236

Statistics	TOTAL
Registered Voters - Total	2,898
Ballots Cast - Total	632
Voter Turnout - Total	21.81%

Trustee, Place 4 - Collin Co. Comm. College Dist.  
Vote For 1

	TOTAL	VOTE %
Tamara Thomas	168	35.22%
Staci L. Weaver	309	64.78%
Total Votes Cast	477	100.00%
Overvotes	0	
Undervotes	155	
Contest Totals	632	

Trustee, Place 5 - Collin Co. Comm. College Dist  
Vote For 1

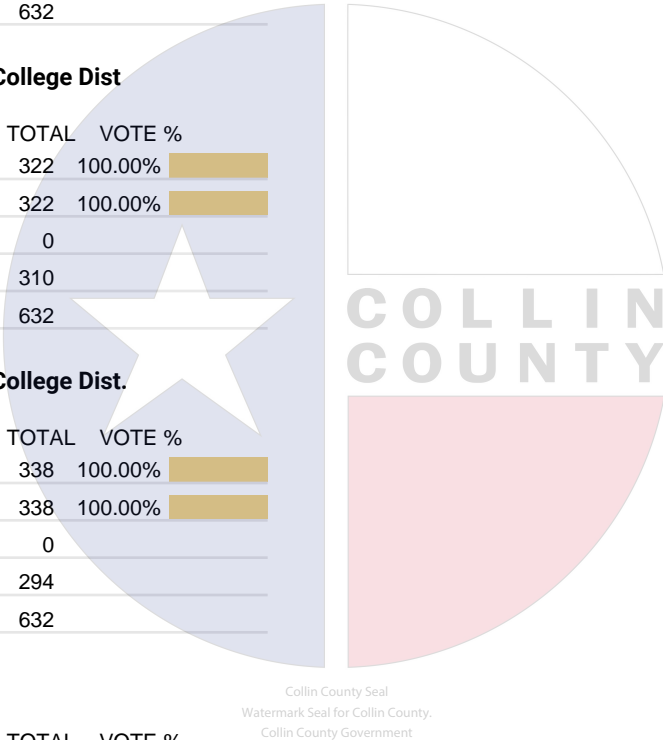
	TOTAL	VOTE %
Raj Menon	322	100.00%
Total Votes Cast	322	100.00%
Overvotes	0	
Undervotes	310	
Contest Totals	632	

Trustee, Place 6 - Collin Co. Comm. College Dist.  
Vote For 1

	TOTAL	VOTE %
Justin Adcock	338	100.00%
Total Votes Cast	338	100.00%
Overvotes	0	
Undervotes	294	
Contest Totals	632	

Mayor – City of McKinney  
Vote For 1

	TOTAL	VOTE %
Matt “Doc” Rostami	37	5.89%
Taylor Willingham	19	3.03%
Bill Cox	295	46.97%
Scott Sanford	277	44.11%
Total Votes Cast	628	100.00%
Overvotes	0	
Undervotes	4	
Contest Totals	632	



PCT 236

Council Member, At-Large No. 1 – City of McKinney

	TOTAL	VOTE %	
Brian J. Magnuson	131	22.90%	<div><div></div></div>
Derrick Tarver	70	12.24%	<div><div></div></div>
Ernest Lynch	190	33.22%	<div><div></div></div>
Taha Ansari	54	9.44%	<div><div></div></div>
Jim Garrison	127	22.20%	<div><div></div></div>
Total Votes Cast	572	100.00%	<div><div></div></div>
Overvotes	0		
Undervotes	60		
Contest Totals	632		

Council Member, District No. 3, McKinney – City of McKinney

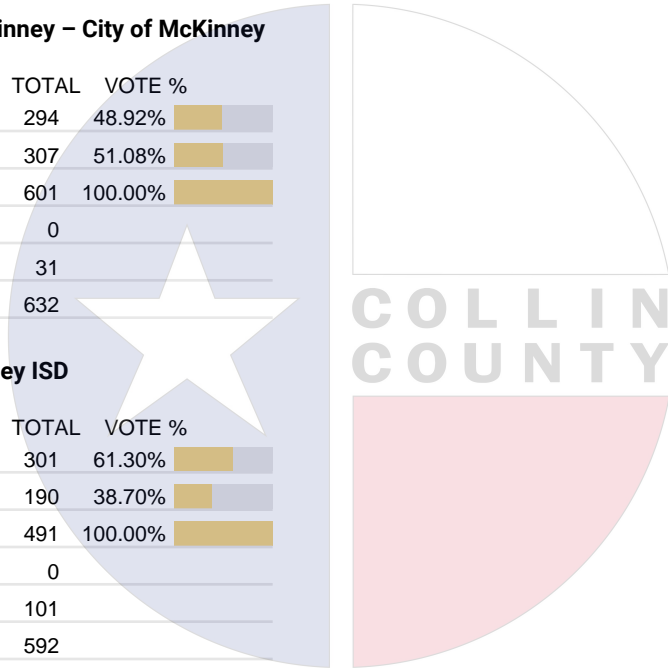
	TOTAL	VOTE %	
Gere Feltus	294	48.92%	<div><div></div></div>
Tammy Warren	307	51.08%	<div><div></div></div>
Total Votes Cast	601	100.00%	<div><div></div></div>
Overvotes	0		
Undervotes	31		
Contest Totals	632		

Board of Trustees, Place 2 – McKinney ISD

	TOTAL	VOTE %	
Kenneth Ussery	301	61.30%	<div><div></div></div>
Deborah Klosky	190	38.70%	<div><div></div></div>
Total Votes Cast	491	100.00%	<div><div></div></div>
Overvotes	0		
Undervotes	101		
Contest Totals	592		

Board of Trustees, Place 3 – McKinney ISD


	TOTAL	VOTE %	
Chad Green	16	42.11%	<div><div></div></div>
Corey Homer	22	57.89%	<div><div></div></div>
Total Votes Cast	38	100.00%	<div><div></div></div>
Overvotes	0		
Undervotes	2		
Contest Totals	40		



Collin County Seal  
Watermark Seal for Collin County,  
Collin County Government

PCT 236

Board of Trustees, Place 7 – McKinney ISD			
Vote For 1			
	TOTAL	VOTE %	
Harvey Oaxaca	414	100.00%	<div></div>
Total Votes Cast	414	100.00%	<div></div>
Overvotes	0		
Undervotes	218		
Contest Totals	632		



Collin County Seal  
Watermark Seal for Collin County.  
Collin County Government

PCT 237

Statistics	TOTAL
Registered Voters - Total	2,314
Ballots Cast - Total	165
Voter Turnout - Total	7.13%

Trustee, Place 4 - Collin Co. Comm. College Dist.  
Vote For 1

	TOTAL	VOTE %
Tamara Thomas	64	52.46%
Staci L. Weaver	58	47.54%
Total Votes Cast	122	100.00%
Overvotes	0	
Undervotes	43	
Contest Totals	165	

Trustee, Place 5 - Collin Co. Comm. College Dist.  
Vote For 1

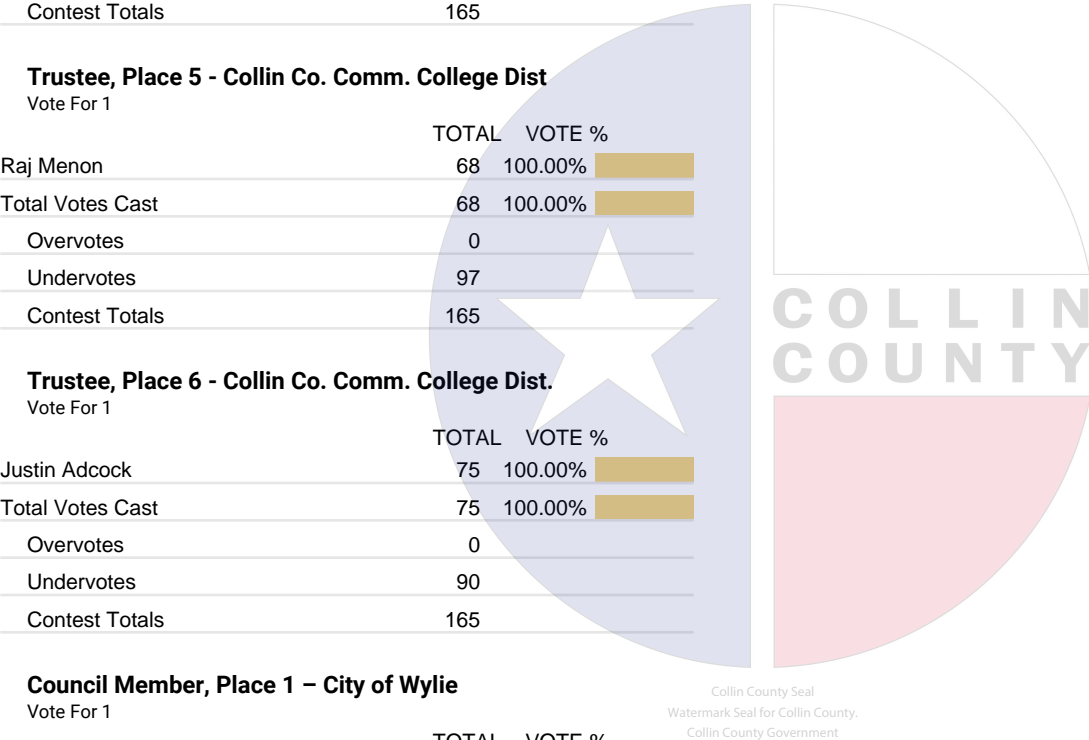
	TOTAL	VOTE %
Raj Menon	68	100.00%
Total Votes Cast	68	100.00%
Overvotes	0	
Undervotes	97	
Contest Totals	165	

Trustee, Place 6 - Collin Co. Comm. College Dist.  
Vote For 1

	TOTAL	VOTE %
Justin Adcock	75	100.00%
Total Votes Cast	75	100.00%
Overvotes	0	
Undervotes	90	
Contest Totals	165	

Council Member, Place 1 – City of Wylie  
Vote For 1

	TOTAL	VOTE %
David R. Duke	82	100.00%
Total Votes Cast	82	100.00%
Overvotes	0	
Undervotes	83	
Contest Totals	165	



PCT 237

Council Member, Place 3 – City of Wylie

	TOTAL	VOTE %	
Hamza Fraz	87	53.05%	<div><div></div></div>
Todd J. Pickens	77	46.95%	<div><div></div></div>
Total Votes Cast	164	100.00%	<div><div></div></div>
Overvotes	0		
Undervotes	1		
Contest Totals	165		

Proposition A – City of Wylie

	TOTAL	VOTE %	
FOR THE MEASURE	64	47.06%	<div><div></div></div>
AGAINST THE MEASURE	72	52.94%	<div><div></div></div>
Total Votes Cast	136	100.00%	<div><div></div></div>
Overvotes	0		
Undervotes	29		
Contest Totals	165		

Proposition B – City of Wylie

	TOTAL	VOTE %	
FOR THE MEASURE	109	81.95%	<div><div></div></div>
AGAINST THE MEASURE	24	18.05%	<div><div></div></div>
Total Votes Cast	133	100.00%	<div><div></div></div>
Overvotes	0		
Undervotes	32		
Contest Totals	165		

Proposition C – City of Wylie

	TOTAL	VOTE %	
FOR THE MEASURE	104	75.91%	<div><div></div></div>
AGAINST THE MEASURE	33	24.09%	<div><div></div></div>
Total Votes Cast	137	100.00%	<div><div></div></div>
Overvotes	0		
Undervotes	28		
Contest Totals	165		

Proposition D – City of Wylie

	TOTAL	VOTE %	
FOR THE MEASURE	119	88.15%	<div><div></div></div>
AGAINST THE MEASURE	16	11.85%	<div><div></div></div>
Total Votes Cast	135	100.00%	<div><div></div></div>
Overvotes	0		
Undervotes	30		
Contest Totals	165		

## PCT 237

### Proposition E – City of Wylie

Vote For 1

	TOTAL	VOTE %	
FOR THE MEASURE	69	52.27%	<div><div></div></div>
AGAINST THE MEASURE	63	47.73%	<div><div></div></div>
Total Votes Cast	132	100.00%	<div><div></div></div>
Overvotes	0		
Undervotes	33		
Contest Totals	165		

### Proposition F – City of Wylie

Vote For 1

	TOTAL	VOTE %	
FOR THE MEASURE	84	65.12%	<div><div></div></div>
AGAINST THE MEASURE	45	34.88%	<div><div></div></div>
Total Votes Cast	129	100.00%	<div><div></div></div>
Overvotes	0		
Undervotes	36		
Contest Totals	165		

### Proposition G – City of Wylie

Vote For 1

	TOTAL	VOTE %	
FOR THE MEASURE	52	41.60%	<div><div></div></div>
AGAINST THE MEASURE	73	58.40%	<div><div></div></div>
Total Votes Cast	125	100.00%	<div><div></div></div>
Overvotes	0		
Undervotes	40		
Contest Totals	165		

### Proposition H – City of Wylie

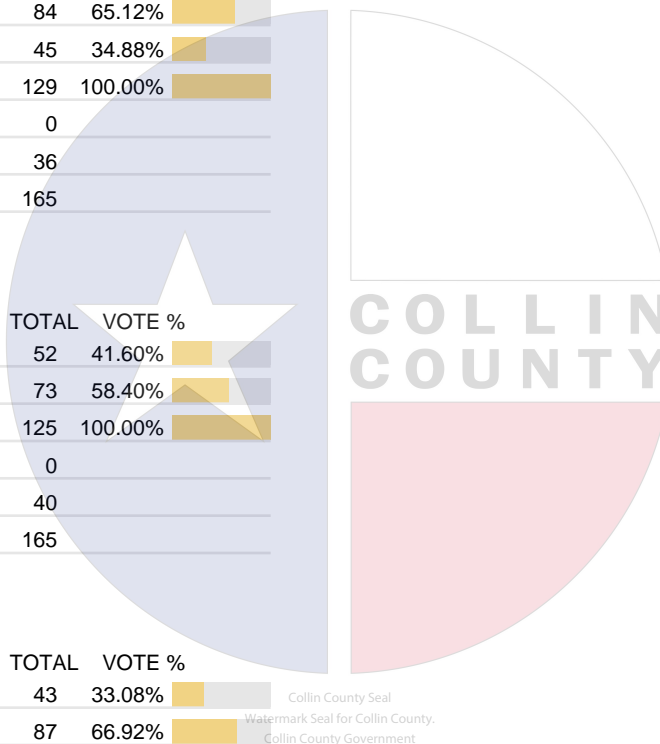
Vote For 1

	TOTAL	VOTE %	
FOR THE MEASURE	43	33.08%	<div><div></div></div>
AGAINST THE MEASURE	87	66.92%	<div><div></div></div>
Total Votes Cast	130	100.00%	<div><div></div></div>
Overvotes	0		
Undervotes	35		
Contest Totals	165		

### Proposition I – City of Wylie

Vote For 1

	TOTAL	VOTE %	
FOR THE MEASURE	85	67.46%	<div><div></div></div>
AGAINST THE MEASURE	41	32.54%	<div><div></div></div>
Total Votes Cast	126	100.00%	<div><div></div></div>
Overvotes	0		
Undervotes	39		
Contest Totals	165		



## PCT 237

### Proposition J – City of Wylie

Vote For 1

	TOTAL	VOTE %	
FOR THE MEASURE	104	78.79%	<div><div></div></div>
AGAINST THE MEASURE	28	21.21%	<div><div></div></div>
Total Votes Cast	132	100.00%	<div><div></div></div>
Overvotes	0		
Undervotes	33		
Contest Totals	165		

### Proposition K – City of Wylie

Vote For 1

	TOTAL	VOTE %	
FOR THE MEASURE	66	52.38%	<div><div></div></div>
AGAINST THE MEASURE	60	47.62%	<div><div></div></div>
Total Votes Cast	126	100.00%	<div><div></div></div>
Overvotes	0		
Undervotes	39		
Contest Totals	165		

### Proposition L – City of Wylie

Vote For 1

	TOTAL	VOTE %	
FOR THE MEASURE	112	85.50%	<div><div></div></div>
AGAINST THE MEASURE	19	14.50%	<div><div></div></div>
Total Votes Cast	131	100.00%	<div><div></div></div>
Overvotes	0		
Undervotes	34		
Contest Totals	165		

### Proposition M – City of Wylie

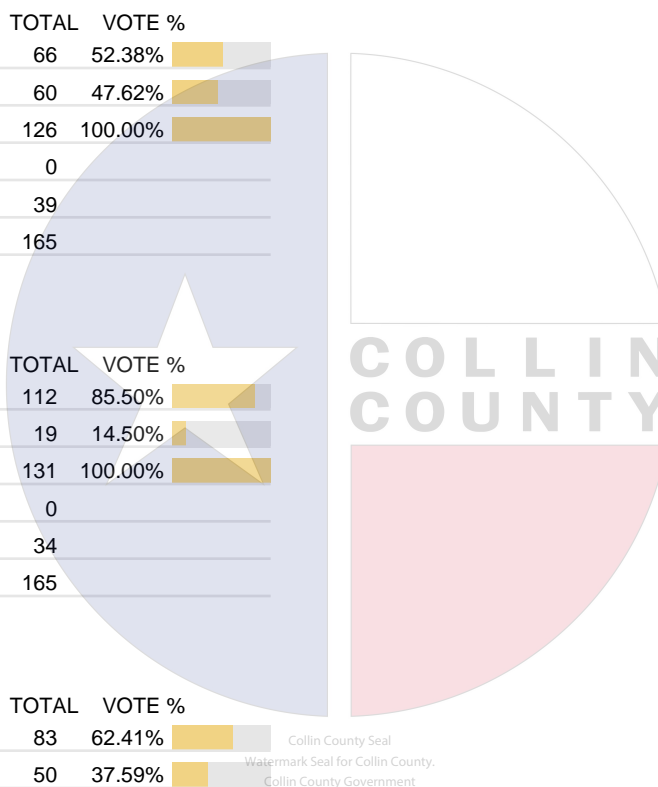
Vote For 1

	TOTAL	VOTE %	
FOR THE MEASURE	83	62.41%	<div><div></div></div>
AGAINST THE MEASURE	50	37.59%	<div><div></div></div>
Total Votes Cast	133	100.00%	<div><div></div></div>
Overvotes	0		
Undervotes	32		
Contest Totals	165		

### Proposition N – City of Wylie

Vote For 1

	TOTAL	VOTE %	
FOR THE MEASURE	59	46.83%	<div><div></div></div>
AGAINST THE MEASURE	67	53.17%	<div><div></div></div>
Total Votes Cast	126	100.00%	<div><div></div></div>
Overvotes	0		
Undervotes	39		
Contest Totals	165		



## PCT 237

### Proposition O – City of Wylie

Vote For 1

	TOTAL	VOTE %	
FOR THE MEASURE	78	60.94%	<div><div></div></div>
AGAINST THE MEASURE	50	39.06%	<div><div></div></div>
Total Votes Cast	128	100.00%	<div><div></div></div>
Overvotes	0		
Undervotes	37		
Contest Totals	165		

### Proposition P – City of Wylie

Vote For 1

	TOTAL	VOTE %	
FOR THE MEASURE	81	64.29%	<div><div></div></div>
AGAINST THE MEASURE	45	35.71%	<div><div></div></div>
Total Votes Cast	126	100.00%	<div><div></div></div>
Overvotes	0		
Undervotes	39		
Contest Totals	165		

### Proposition Q – City of Wylie

Vote For 1

	TOTAL	VOTE %	
FOR THE MEASURE	114	85.71%	<div><div></div></div>
AGAINST THE MEASURE	19	14.29%	<div><div></div></div>
Total Votes Cast	133	100.00%	<div><div></div></div>
Overvotes	0		
Undervotes	32		
Contest Totals	165		

### Proposition R – City of Wylie

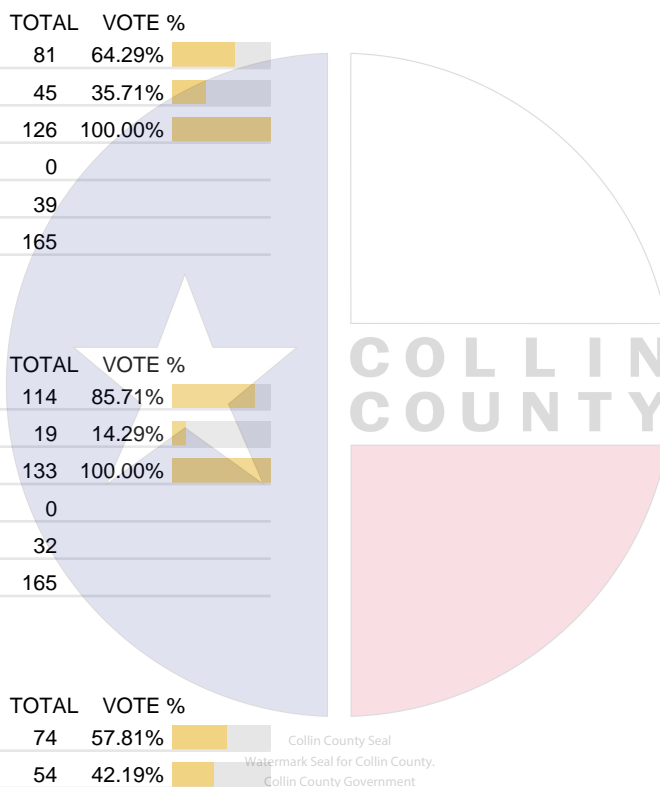
Vote For 1

	TOTAL	VOTE %	
FOR THE MEASURE	74	57.81%	<div><div></div></div>
AGAINST THE MEASURE	54	42.19%	<div><div></div></div>
Total Votes Cast	128	100.00%	<div><div></div></div>
Overvotes	0		
Undervotes	37		
Contest Totals	165		

### Proposition S – City of Wylie

Vote For 1

	TOTAL	VOTE %	
FOR THE MEASURE	92	72.44%	<div><div></div></div>
AGAINST THE MEASURE	35	27.56%	<div><div></div></div>
Total Votes Cast	127	100.00%	<div><div></div></div>
Overvotes	0		
Undervotes	38		
Contest Totals	165		








## PCT 237




### Proposition T – City of Wylie

Vote For 1

	TOTAL	VOTE %	
FOR THE MEASURE	43	33.33%	
AGAINST THE MEASURE	86	66.67%	
Total Votes Cast	129	100.00%	
Overvotes	0		
Undervotes	36		
Contest Totals	165		




### Proposition U – City of Wylie

Vote For 1

	TOTAL	VOTE %	
FOR THE MEASURE	99	76.15%	
AGAINST THE MEASURE	31	23.85%	
Total Votes Cast	130	100.00%	
Overvotes	0		
Undervotes	35		
Contest Totals	165		




### Proposition V – City of Wylie

Vote For 1

	TOTAL	VOTE %	
FOR THE MEASURE	74	56.92%	
AGAINST THE MEASURE	56	43.08%	
Total Votes Cast	130	100.00%	
Overvotes	0		
Undervotes	35		
Contest Totals	165		




### Proposition W – City of Wylie

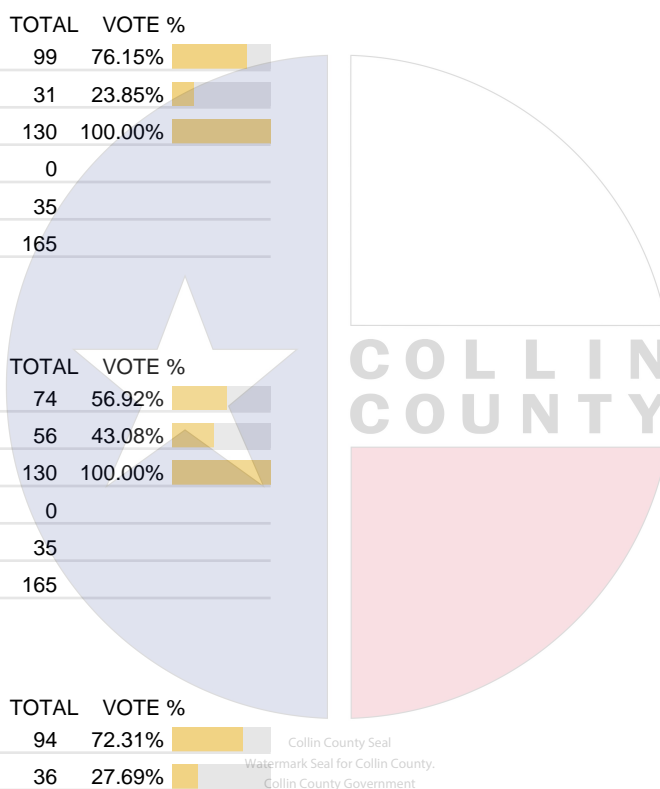
Vote For 1

	TOTAL	VOTE %	
FOR THE MEASURE	94	72.31%	
AGAINST THE MEASURE	36	27.69%	
Total Votes Cast	130	100.00%	
Overvotes	0		
Undervotes	35		
Contest Totals	165		

### Proposition X – City of Wylie

Vote For 1

	TOTAL	VOTE %	
FOR THE MEASURE	98	77.78%	
AGAINST THE MEASURE	28	22.22%	
Total Votes Cast	126	100.00%	
Overvotes	0		
Undervotes	39		
Contest Totals	165		



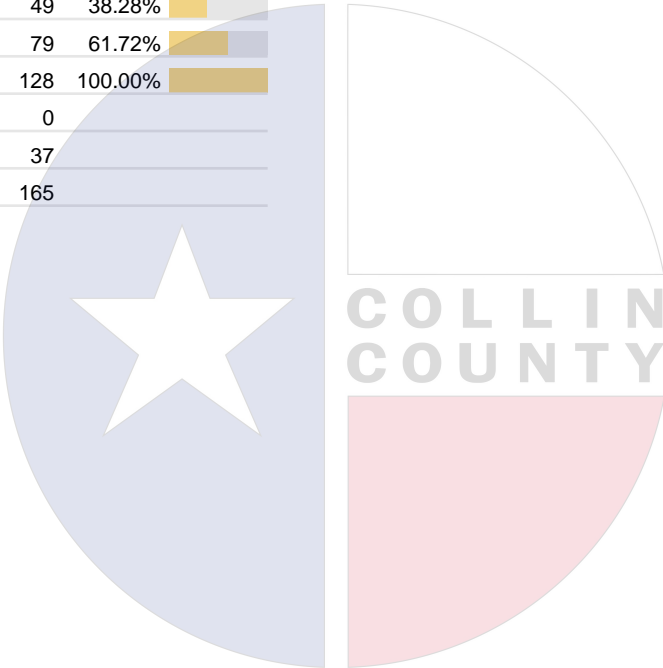
PCT 237

Proposition Y – City of Wylie  
Vote For 1

	TOTAL	VOTE %	
FOR THE MEASURE	103	81.75%	<div><div></div></div>
AGAINST THE MEASURE	23	18.25%	<div><div></div></div>
Total Votes Cast	126	100.00%	<div><div></div></div>
Overvotes	0		
Undervotes	39		
Contest Totals	165		

Proposition Z – City of Wylie  
Vote For 1

	TOTAL	VOTE %	
FOR THE MEASURE	49	38.28%	<div><div></div></div>
AGAINST THE MEASURE	79	61.72%	<div><div></div></div>
Total Votes Cast	128	100.00%	<div><div></div></div>
Overvotes	0		
Undervotes	37		
Contest Totals	165		



Collin County Seal  
Watermark Seal for Collin County.  
Collin County Government

PCT 238

Statistics	TOTAL
Registered Voters - Total	3,858
Ballots Cast - Total	328
Voter Turnout - Total	8.50%

Trustee, Place 4 - Collin Co. Comm. College Dist.  
Vote For 1

	TOTAL	VOTE %
Tamara Thomas	143	51.81%
Staci L. Weaver	133	48.19%
Total Votes Cast	276	100.00%
Overvotes	0	
Undervotes	52	
Contest Totals	328	

Trustee, Place 5 - Collin Co. Comm. College Dist.  
Vote For 1

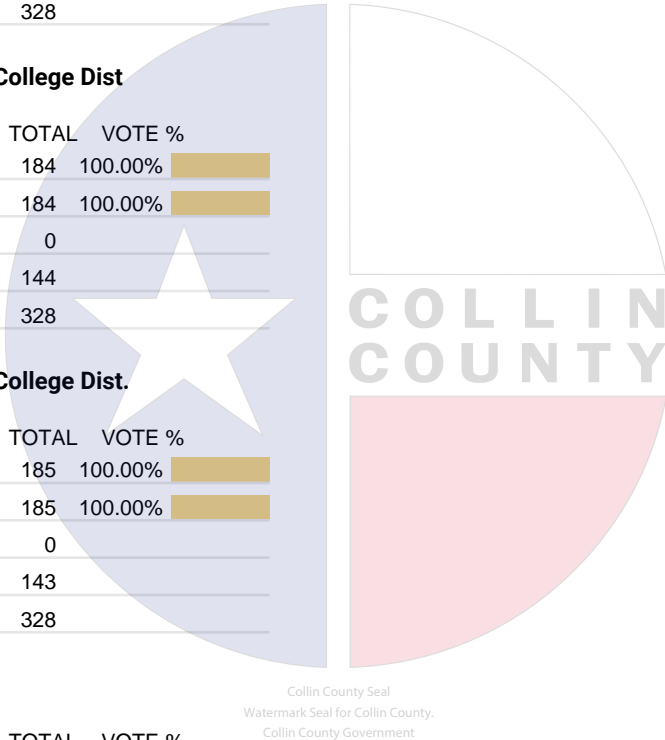
	TOTAL	VOTE %
Raj Menon	184	100.00%
Total Votes Cast	184	100.00%
Overvotes	0	
Undervotes	144	
Contest Totals	328	

Trustee, Place 6 - Collin Co. Comm. College Dist.  
Vote For 1

	TOTAL	VOTE %
Justin Adcock	185	100.00%
Total Votes Cast	185	100.00%
Overvotes	0	
Undervotes	143	
Contest Totals	328	

Mayor – City of McKinney  
Vote For 1

	TOTAL	VOTE %
Matt “Doc” Rostami	31	9.75%
Taylor Willingham	33	10.38%
Bill Cox	154	48.43%
Scott Sanford	100	31.45%
Total Votes Cast	318	100.00%
Overvotes	0	
Undervotes	10	
Contest Totals	328	



PCT 238

Council Member, At-Large No. 1 – City of McKinney

	TOTAL	VOTE %	
Brian J. Magnuson	46	15.38%	<div><div></div></div>
Derrick Tarver	83	27.76%	<div><div></div></div>
Ernest Lynch	62	20.74%	<div><div></div></div>
Taha Ansari	64	21.40%	<div><div></div></div>
Jim Garrison	44	14.72%	<div><div></div></div>
Total Votes Cast	299	100.00%	<div><div></div></div>
Overvotes	0		
Undervotes	29		
Contest Totals	328		

Board of Trustees, Place 4 – Allen ISD

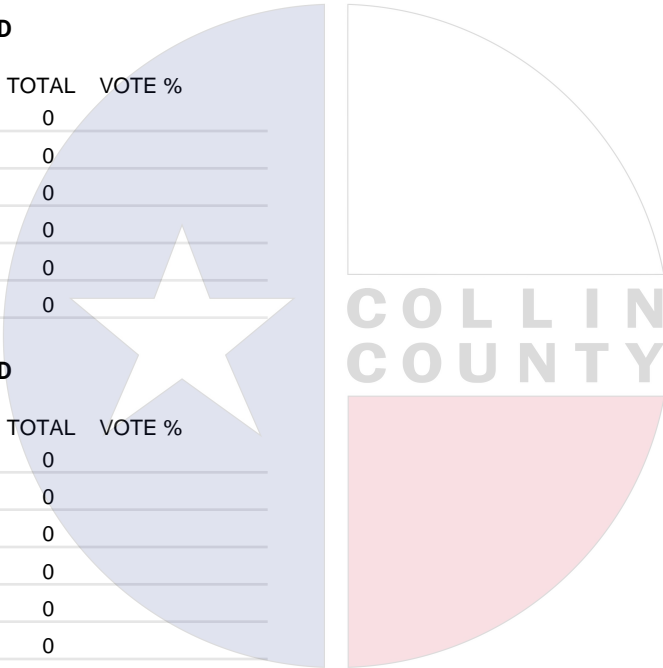
	TOTAL	VOTE %	
Rosalind Lewis	0		
Becca Kinnear	0		
Total Votes Cast	0		
Overvotes	0		
Undervotes	0		
Contest Totals	0		

Board of Trustees, Place 5 – Allen ISD

	TOTAL	VOTE %	
Kit McKee	0		
Amanda Campbell	0		
Total Votes Cast	0		
Overvotes	0		
Undervotes	0		
Contest Totals	0		

Trustee, Place 1 – Frisco ISD

	TOTAL	VOTE %	
Amit Kalra	78	32.50%	<div><div></div></div>
Suresh Manduva	110	45.83%	<div><div></div></div>
Muni Janagarajan	52	21.67%	<div><div></div></div>
Total Votes Cast	240	100.00%	<div><div></div></div>
Overvotes	0		
Undervotes	88		
Contest Totals	328		



Collin County Seal  
Watermark Seal for Collin County,  
Collin County Government

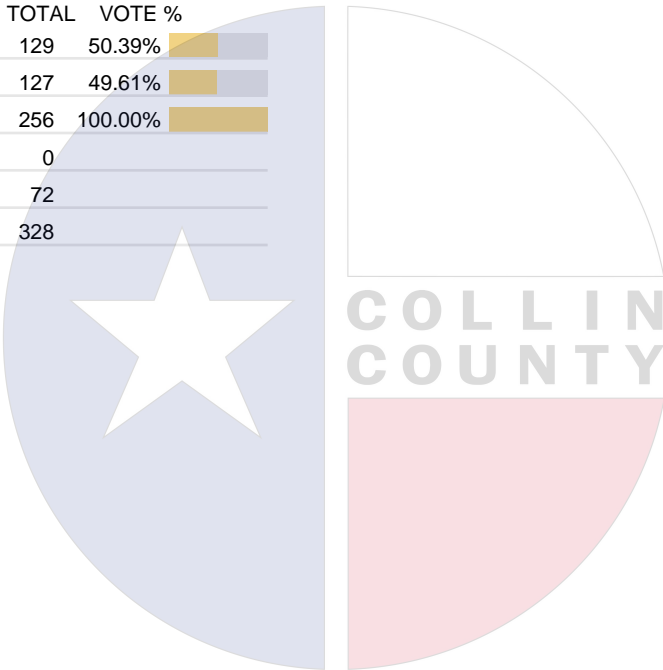
PCT 238

Trustee, Place 2 – Frisco ISD  
Vote For 1

	TOTAL	VOTE %	
Melanie Barrios Jones	103	40.39%	<div><div></div></div>
Ange Yao	33	12.94%	<div><div></div></div>
Renee Sample	119	46.67%	<div><div></div></div>
Total Votes Cast	255	100.00%	<div><div></div></div>
Overvotes	0		
Undervotes	73		
Contest Totals	328		

Trustee, Place 3 – Frisco ISD  
Vote For 1

	TOTAL	VOTE %	
Stuart Shulman	129	50.39%	<div><div></div></div>
Stephanie Elad	127	49.61%	<div><div></div></div>
Total Votes Cast	256	100.00%	<div><div></div></div>
Overvotes	0		
Undervotes	72		
Contest Totals	328		



Collin County Seal  
Watermark Seal for Collin County.  
Collin County Government

PCT 239

Statistics	TOTAL
Registered Voters - Total	4,102
Ballots Cast - Total	371
Voter Turnout - Total	9.04%

Trustee, Place 4 - Collin Co. Comm. College Dist.  
Vote For 1

	TOTAL	VOTE %
Tamara Thomas	61	25.52%
Staci L. Weaver	178	74.48%
Total Votes Cast	239	100.00%
Overvotes	0	
Undervotes	132	
Contest Totals	371	

Trustee, Place 5 - Collin Co. Comm. College Dist.  
Vote For 1

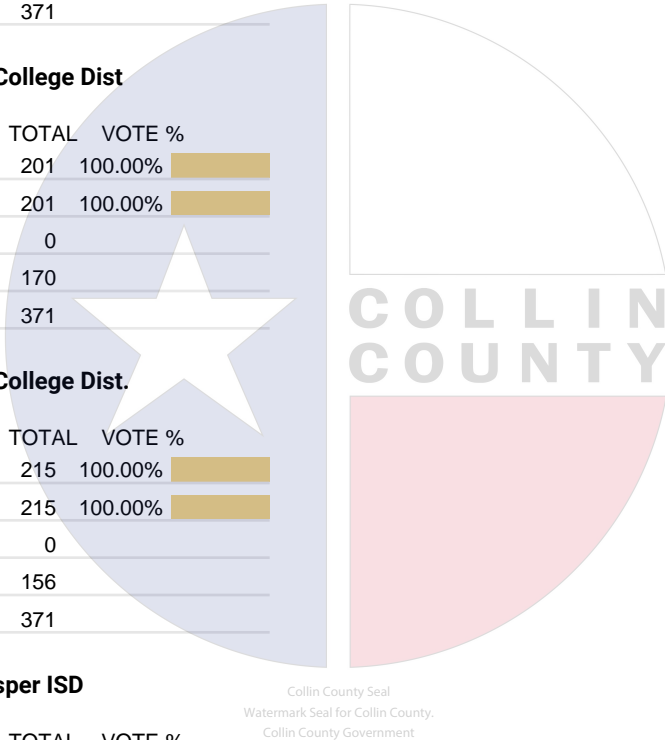
	TOTAL	VOTE %
Raj Menon	201	100.00%
Total Votes Cast	201	100.00%
Overvotes	0	
Undervotes	170	
Contest Totals	371	

Trustee, Place 6 - Collin Co. Comm. College Dist.  
Vote For 1

	TOTAL	VOTE %
Justin Adcock	215	100.00%
Total Votes Cast	215	100.00%
Overvotes	0	
Undervotes	156	
Contest Totals	371	

School Board Trustee, Place 1 – Prosper ISD  
Vote For 1

	TOTAL	VOTE %
Jorden Dial	252	100.00%
Total Votes Cast	252	100.00%
Overvotes	0	
Undervotes	119	
Contest Totals	371	



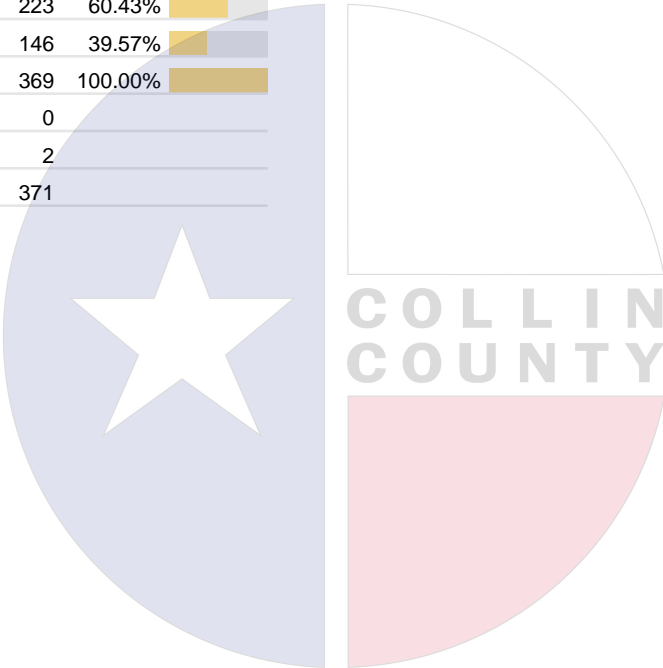
PCT 239

School Board Trustee, Place 3 – Prosper ISD

	TOTAL	VOTE %	
Scott Bray	202	56.27%	<div><div></div></div>
Kelly P. Cavender	157	43.73%	<div><div></div></div>
Total Votes Cast	359	100.00%	<div><div></div></div>
Overvotes	0		
Undervotes	12		
Contest Totals	371		

School Board Trustee, Place 6 – Prosper ISD

	TOTAL	VOTE %	
Janette Church	223	60.43%	<div><div></div></div>
Garrett Linker	146	39.57%	<div><div></div></div>
Total Votes Cast	369	100.00%	<div><div></div></div>
Overvotes	0		
Undervotes	2		
Contest Totals	371		



Collin County Seal  
Watermark Seal for Collin County.  
Collin County Government

PCT 240

Statistics	TOTAL
Registered Voters - Total	4,435
Ballots Cast - Total	430
Voter Turnout - Total	9.70%

Trustee, Place 4 - Collin Co. Comm. College Dist.  
Vote For 1

	TOTAL	VOTE %
Tamara Thomas	103	33.88%
Staci L. Weaver	201	66.12%
Total Votes Cast	304	100.00%
Overvotes	0	
Undervotes	126	
Contest Totals	430	

Trustee, Place 5 - Collin Co. Comm. College Dist.  
Vote For 1

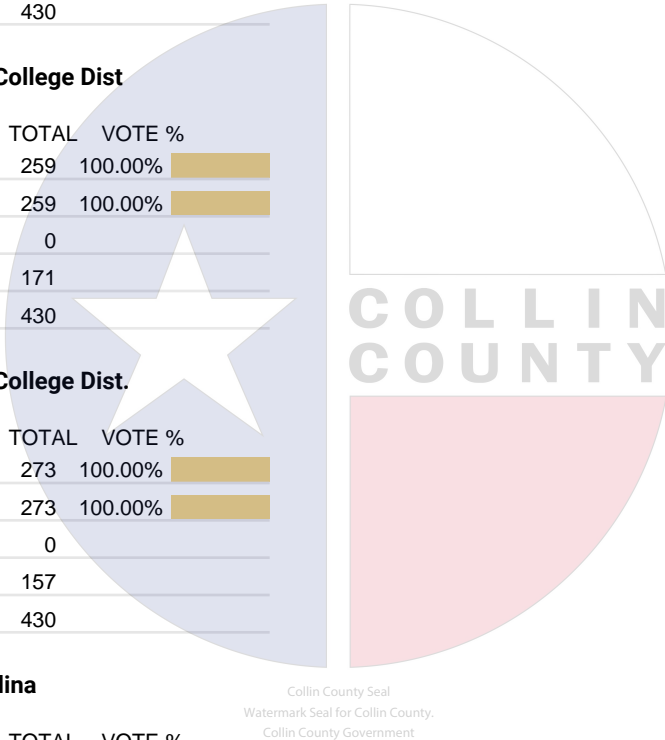
	TOTAL	VOTE %
Raj Menon	259	100.00%
Total Votes Cast	259	100.00%
Overvotes	0	
Undervotes	171	
Contest Totals	430	

Trustee, Place 6 - Collin Co. Comm. College Dist.  
Vote For 1

	TOTAL	VOTE %
Justin Adcock	273	100.00%
Total Votes Cast	273	100.00%
Overvotes	0	
Undervotes	157	
Contest Totals	430	

Councilmember, Place 1 – City of Celina  
Vote For 1

	TOTAL	VOTE %
Dorothy Allan	163	43.58%
Philip Ferguson	211	56.42%
Total Votes Cast	374	100.00%
Overvotes	0	
Undervotes	51	
Contest Totals	425	





PCT 240

Councilmember, Place 6 – City of Celina

Vote For 1			
	TOTAL	VOTE %	
Brandon Grumbles	295	100.00%	<div><div></div></div>
Total Votes Cast	295	100.00%	<div><div></div></div>
Overvotes	0		
Undervotes	130		
Contest Totals	425		

Proposition A – City of Celina

Vote For 1			
	TOTAL	VOTE %	
For	246	61.81%	<div><div></div></div>
Against	152	38.19%	<div><div></div></div>
Total Votes Cast	398	100.00%	<div><div></div></div>
Overvotes	0		
Undervotes	27		
Contest Totals	425		

Proposition B – City of Celina

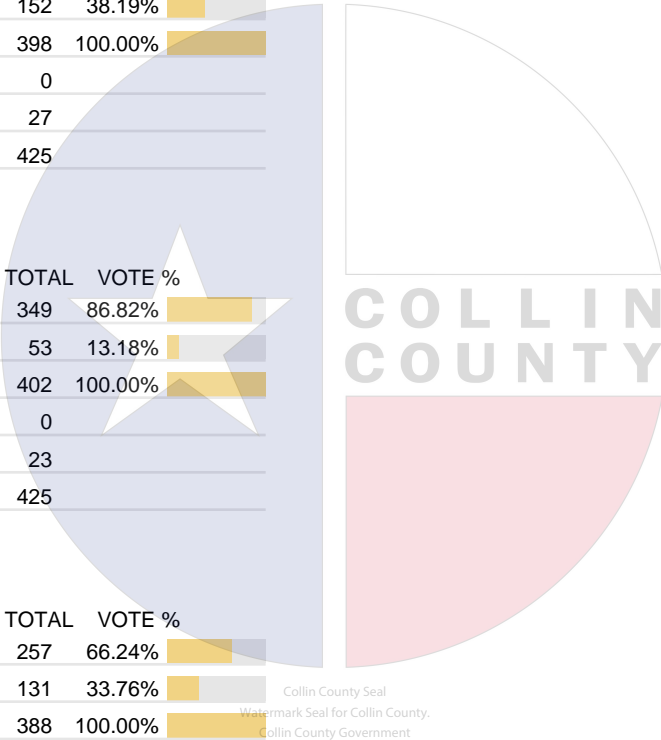
Vote For 1			
	TOTAL	VOTE %	
For	349	86.82%	<div><div></div></div>
Against	53	13.18%	<div><div></div></div>
Total Votes Cast	402	100.00%	<div><div></div></div>
Overvotes	0		
Undervotes	23		
Contest Totals	425		

Proposition C – City of Celina

Vote For 1			
	TOTAL	VOTE %	
For	257	66.24%	<div><div></div></div>
Against	131	33.76%	<div><div></div></div>
Total Votes Cast	388	100.00%	<div><div></div></div>
Overvotes	0		
Undervotes	37		
Contest Totals	425		

Proposition D – City of Celina

Vote For 1			
	TOTAL	VOTE %	
For	223	61.77%	<div><div></div></div>
Against	138	38.23%	<div><div></div></div>
Total Votes Cast	361	100.00%	<div><div></div></div>
Overvotes	0		
Undervotes	64		
Contest Totals	425		



## PCT 240

### Proposition E – City of Celina

Vote For 1

	TOTAL	VOTE %	
For	295	82.40%	<div><div></div></div>
Against	63	17.60%	<div><div></div></div>
Total Votes Cast	358	100.00%	<div><div></div></div>
Overvotes	0		
Undervotes	67		
Contest Totals	425		

### Proposition F – City of Celina

Vote For 1

	TOTAL	VOTE %	
For	342	87.69%	<div><div></div></div>
Against	48	12.31%	<div><div></div></div>
Total Votes Cast	390	100.00%	<div><div></div></div>
Overvotes	0		
Undervotes	35		
Contest Totals	425		

### Proposition G – City of Celina

Vote For 1

	TOTAL	VOTE %	
For	376	97.66%	<div><div></div></div>
Against	9	2.34%	<div><div></div></div>
Total Votes Cast	385	100.00%	<div><div></div></div>
Overvotes	0		
Undervotes	40		
Contest Totals	425		

### Proposition H – City of Celina

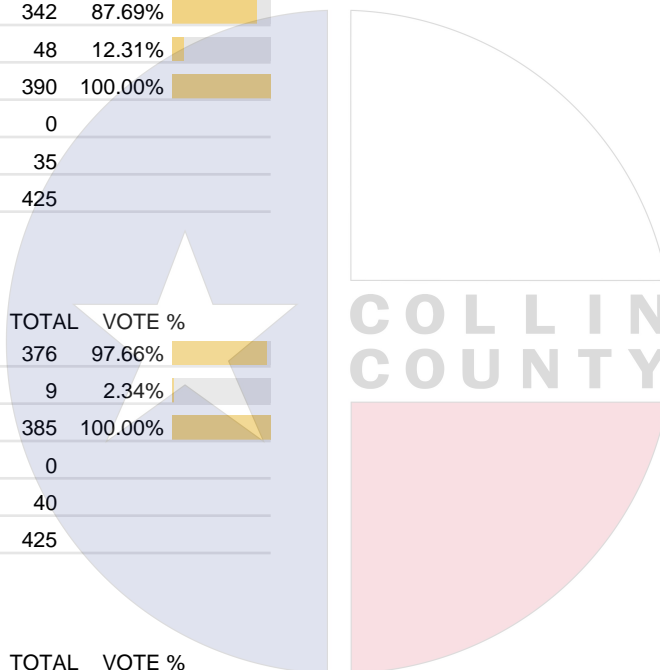
Vote For 1

	TOTAL	VOTE %	
For	345	91.27%	<div><div></div></div>
Against	33	8.73%	<div><div></div></div>
Total Votes Cast	378	100.00%	<div><div></div></div>
Overvotes	0		
Undervotes	47		
Contest Totals	425		

### Proposition I – City of Celina

Vote For 1

	TOTAL	VOTE %	
For	355	94.67%	<div><div></div></div>
Against	20	5.33%	<div><div></div></div>
Total Votes Cast	375	100.00%	<div><div></div></div>
Overvotes	0		
Undervotes	50		
Contest Totals	425		



PCT 240

Proposition J – City of Celina  
Vote For 1

	TOTAL	VOTE %	
For	364	95.04%	<div><div></div></div>
Against	19	4.96%	<div><div></div></div>
Total Votes Cast	383	100.00%	<div><div></div></div>
Overvotes	0		
Undervotes	42		
Contest Totals	425		

Board of Trustees, Place 1 – Celina ISD  
Vote For 1

	TOTAL	VOTE %	
Vicky Hogue	100	31.06%	<div><div></div></div>
Meagan Dungan	121	37.58%	<div><div></div></div>
Chuck Hansen	101	31.37%	<div><div></div></div>
Total Votes Cast	322	100.00%	<div><div></div></div>
Overvotes	0		
Undervotes	35		
Contest Totals	357		

Board of Trustees, Place 2 – Celina ISD  
Vote For 1

	TOTAL	VOTE %	
Michael Wagoner	145	48.33%	<div><div></div></div>
Cameron Riggs	155	51.67%	<div><div></div></div>
Total Votes Cast	300	100.00%	<div><div></div></div>
Overvotes	0		
Undervotes	57		
Contest Totals	357		

Proposition A – Celina ISD  
Vote For 1

	TOTAL	VOTE %	
FOR	269	77.30%	<div><div></div></div>
AGAINST	79	22.70%	<div><div></div></div>
Total Votes Cast	348	100.00%	<div><div></div></div>
Overvotes	0		
Undervotes	9		
Contest Totals	357		

PCT 240

Proposition B – Celina ISD  
Vote For 1

	TOTAL	VOTE %	
FOR	257	73.85%	<div><div></div></div>
AGAINST	91	26.15%	<div><div></div></div>
Total Votes Cast	348	100.00%	<div><div></div></div>
Overvotes	0		
Undervotes	9		
Contest Totals	357		

School Board Trustee, Place 1 – Prosper ISD  
Vote For 1


	TOTAL	VOTE %	
Jorden Dial	49	100.00%	<div><div></div></div>
Total Votes Cast	49	100.00%	<div><div></div></div>
Overvotes	0		
Undervotes	24		
Contest Totals	73		

School Board Trustee, Place 3 – Prosper ISD  
Vote For 1

	TOTAL	VOTE %	
Scott Bray	43	63.24%	<div><div></div></div>
Kelly P. Cavender	25	36.76%	<div><div></div></div>
Total Votes Cast	68	100.00%	<div><div></div></div>
Overvotes	0		
Undervotes	5		
Contest Totals	73		

School Board Trustee, Place 6 – Prosper ISD  
Vote For 1

	TOTAL	VOTE %	
Janette Church	45	64.29%	<div><div></div></div>
Garrett Linker	25	35.71%	<div><div></div></div>
Total Votes Cast	70	100.00%	<div><div></div></div>
Overvotes	0		
Undervotes	3		
Contest Totals	73		



Collin County Seal  
Watermark Seal for Collin County.  
Collin County Government

PCT 241

Statistics	TOTAL
Registered Voters - Total	1,502
Ballots Cast - Total	324
Voter Turnout - Total	21.57%

Trustee, Place 4 - Collin Co. Comm. College Dist.  
Vote For 1

	TOTAL	VOTE %	
Tamara Thomas	107	44.03%	<div><div></div></div>
Staci L. Weaver	136	55.97%	<div><div></div></div>
Total Votes Cast	243	100.00%	<div><div></div></div>
Overvotes	0		
Undervotes	81		
Contest Totals	324		

Trustee, Place 5 - Collin Co. Comm. College Dist.  
Vote For 1

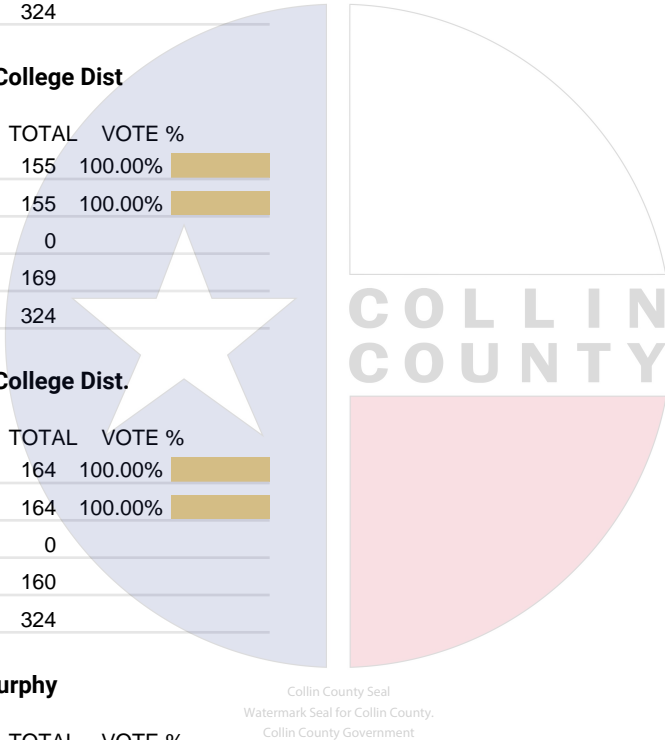
	TOTAL	VOTE %	
Raj Menon	155	100.00%	<div><div></div></div>
Total Votes Cast	155	100.00%	<div><div></div></div>
Overvotes	0		
Undervotes	169		
Contest Totals	324		

Trustee, Place 6 - Collin Co. Comm. College Dist.  
Vote For 1

	TOTAL	VOTE %	
Justin Adcock	164	100.00%	<div><div></div></div>
Total Votes Cast	164	100.00%	<div><div></div></div>
Overvotes	0		
Undervotes	160		
Contest Totals	324		

Council Member, Place 1 – City of Murphy  
Vote For 1

	TOTAL	VOTE %	
Elizabeth Abraham	215	66.98%	<div><div></div></div>
Nadeem A. Khan	106	33.02%	<div><div></div></div>
Total Votes Cast	321	100.00%	<div><div></div></div>
Overvotes	0		
Undervotes	3		
Contest Totals	324		



PCT 241

Council Member, Place 2 – City of Murphy

Vote For 1			
	TOTAL	VOTE %	
W. Scott Smith	178	100.00%	<div><div></div></div>
Total Votes Cast	178	100.00%	<div><div></div></div>
Overvotes	0		
Undervotes	146		
Contest Totals	324		

Council Member, Place 4 – City of Murphy

Vote For 1			
	TOTAL	VOTE %	
Ken Oltmann	198	74.44%	<div><div></div></div>
Chris Stout	68	25.56%	<div><div></div></div>
Total Votes Cast	266	100.00%	<div><div></div></div>
Overvotes	0		
Undervotes	58		
Contest Totals	324		

Council Member, Place 6 – City of Murphy

Vote For 1			
	TOTAL	VOTE %	
Qasim Rasul	80	25.00%	<div><div></div></div>
Jene Butler	240	75.00%	<div><div></div></div>
Total Votes Cast	320	100.00%	<div><div></div></div>
Overvotes	0		
Undervotes	4		
Contest Totals	324		

Trustee, Place 1 – Plano ISD

Vote For 1			
	TOTAL	VOTE %	
Lauren Tyra	165	100.00%	<div><div></div></div>
Total Votes Cast	165	100.00%	<div><div></div></div>
Overvotes	0		
Undervotes	159		
Contest Totals	324		

Trustee, Place 2 – Plano ISD

Vote For 1			
	TOTAL	VOTE %	
Sam Johnson	188	78.33%	<div><div></div></div>
Xiomar Pierre	52	21.67%	<div><div></div></div>
Total Votes Cast	240	100.00%	<div><div></div></div>
Overvotes	0		
Undervotes	84		
Contest Totals	324		

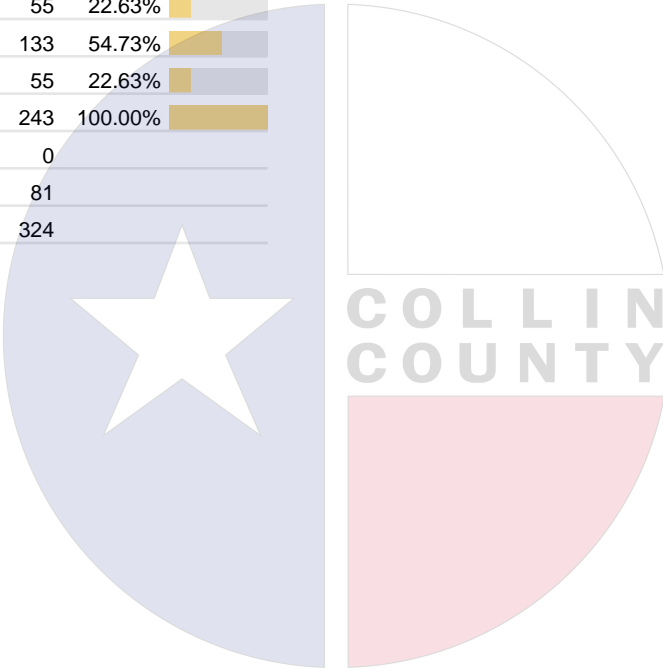
PCT 241

Trustee, Place 3 – Plano ISD  
Vote For 1

	TOTAL	VOTE %	
Nancy C. Humphrey	163	67.63%	<div><div></div></div>
Harper Weaver	78	32.37%	<div><div></div></div>
Total Votes Cast	241	100.00%	<div><div></div></div>
Overvotes	0		
Undervotes	83		
Contest Totals	324		

Trustee, Place 6 – Plano ISD  
Vote For 1

	TOTAL	VOTE %	
Andrew Rettke	55	22.63%	<div><div></div></div>
Elisa Klein	133	54.73%	<div><div></div></div>
Dash Weerasinghe	55	22.63%	<div><div></div></div>
Total Votes Cast	243	100.00%	<div><div></div></div>
Overvotes	0		
Undervotes	81		
Contest Totals	324		



Collin County Seal  
Watermark Seal for Collin County.  
Collin County Government

PCT 242

Statistics	TOTAL
Registered Voters - Total	3,455
Ballots Cast - Total	471
Voter Turnout - Total	13.63%

Trustee, Place 4 - Collin Co. Comm. College Dist.  
Vote For 1

	TOTAL	VOTE %	
Tamara Thomas	167	45.50%	<div><div></div></div>
Staci L. Weaver	200	54.50%	<div><div></div></div>
Total Votes Cast	367	100.00%	<div><div></div></div>
Overvotes	0		
Undervotes	104		
Contest Totals	471		

Trustee, Place 5 - Collin Co. Comm. College Dist.  
Vote For 1

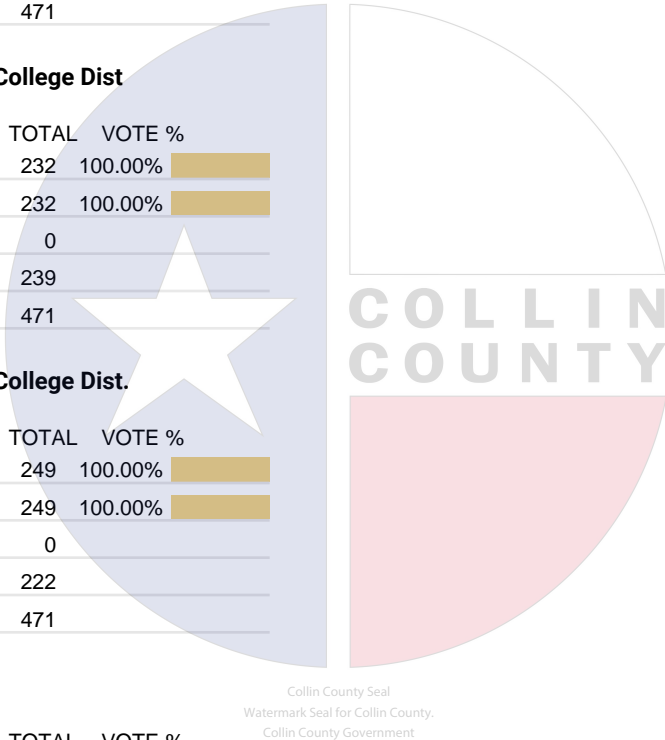
	TOTAL	VOTE %	
Raj Menon	232	100.00%	<div><div></div></div>
Total Votes Cast	232	100.00%	<div><div></div></div>
Overvotes	0		
Undervotes	239		
Contest Totals	471		

Trustee, Place 6 - Collin Co. Comm. College Dist.  
Vote For 1

	TOTAL	VOTE %	
Justin Adcock	249	100.00%	<div><div></div></div>
Total Votes Cast	249	100.00%	<div><div></div></div>
Overvotes	0		
Undervotes	222		
Contest Totals	471		

Mayor – City of McKinney  
Vote For 1

	TOTAL	VOTE %	
Matt “Doc” Rostami	54	11.54%	<div><div></div></div>
Taylor Willingham	45	9.62%	<div><div></div></div>
Bill Cox	209	44.66%	<div><div></div></div>
Scott Sanford	160	34.19%	<div><div></div></div>
Total Votes Cast	468	100.00%	<div><div></div></div>
Overvotes	0		
Undervotes	3		
Contest Totals	471		





## PCT 242

### Council Member, At-Large No. 1 – City of McKinney

Vote For 1

	TOTAL	VOTE %
Brian J. Magnuson	51	12.23%
Derrick Tarver	69	16.55%
Ernest Lynch	122	29.26%
Taha Ansari	88	21.10%
Jim Garrison	87	20.86%
Total Votes Cast	417	100.00%
Overvotes	0	
Undervotes	54	
Contest Totals	471	

### Trustee, Place 1 – Frisco ISD

Vote For 1

	TOTAL	VOTE %
Amit Kalra	100	34.25%
Suresh Manduva	119	40.75%
Muni Janagarajan	73	25.00%
Total Votes Cast	292	100.00%
Overvotes	0	
Undervotes	179	
Contest Totals	471	

### Trustee, Place 2 – Frisco ISD

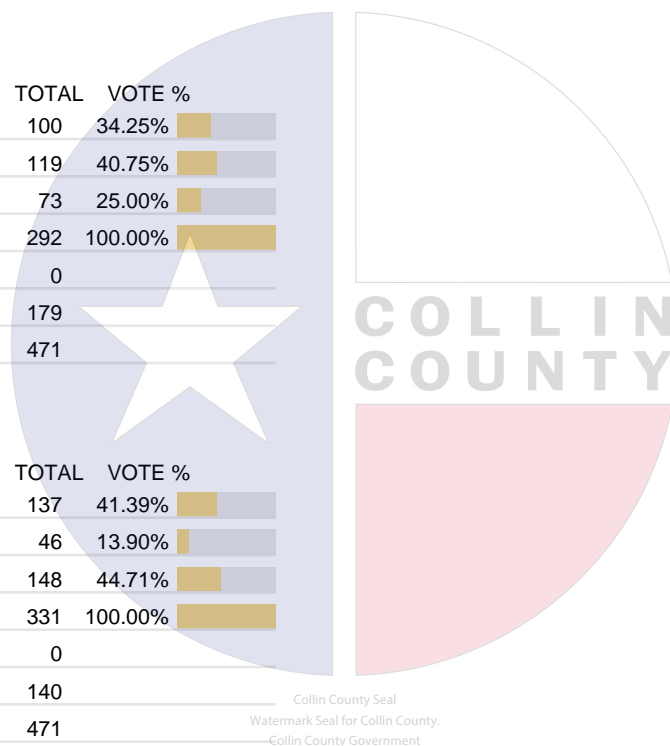
Vote For 1

	TOTAL	VOTE %
Melanie Barrios Jones	137	41.39%
Ange Yao	46	13.90%
Renee Sample	148	44.71%
Total Votes Cast	331	100.00%
Overvotes	0	
Undervotes	140	
Contest Totals	471	

### Trustee, Place 3 – Frisco ISD

Vote For 1

	TOTAL	VOTE %
Stuart Shulman	160	48.78%
Stephanie Elad	168	51.22%
Total Votes Cast	328	100.00%
Overvotes	0	
Undervotes	143	
Contest Totals	471	



## PCT 243

### Statistics

	TOTAL
Registered Voters - Total	1,642
Ballots Cast - Total	232
Voter Turnout - Total	14.13%

#### Trustee, Place 4 - Collin Co. Comm. College Dist.

Vote For 1

	TOTAL	VOTE %	
Tamara Thomas	35	25.00%	<div><div></div></div>
Staci L. Weaver	105	75.00%	<div><div></div></div>
Total Votes Cast	140	100.00%	<div><div></div></div>
Overvotes	0		
Undervotes	92		
Contest Totals	232		

#### Trustee, Place 5 - Collin Co. Comm. College Dist

Vote For 1

	TOTAL	VOTE %	
Raj Menon	126	100.00%	<div><div></div></div>
Total Votes Cast	126	100.00%	<div><div></div></div>
Overvotes	0		
Undervotes	106		
Contest Totals	232		

#### Trustee, Place 6 - Collin Co. Comm. College Dist.

Vote For 1

	TOTAL	VOTE %	
Justin Adcock	125	100.00%	<div><div></div></div>
Total Votes Cast	125	100.00%	<div><div></div></div>
Overvotes	0		
Undervotes	107		
Contest Totals	232		

#### Councilmember At-Large – City of Parker

Vote For 3

	TOTAL	VOTE %	
Colleen Halbert	9	16.67%	<div><div></div></div>
Darrel Sharpe	12	22.22%	<div><div></div></div>
Joe Cordina	6	11.11%	<div><div></div></div>
Amanda Noe	8	14.81%	<div><div></div></div>
Todd Fecht	6	11.11%	<div><div></div></div>
Roxanne Bogdan	13	24.07%	<div><div></div></div>
Total Votes Cast	54	100.00%	<div><div></div></div>
Overvotes	0		
Undervotes	9		
Contest Totals	63		

Collin County Seal  
Watermark Seal for Collin County,  
Collin County Government

PCT 243

Board of Trustees, Place 4 – Allen ISD  
Vote For 1

	TOTAL	VOTE %	
Rosalind Lewis	4	80.00%	<div><div></div></div>
Becca Kinnear	1	20.00%	<div><div></div></div>
Total Votes Cast	5	100.00%	<div><div></div></div>
Overvotes	0		
Undervotes	5		
Contest Totals	10		

Board of Trustees, Place 5 – Allen ISD  
Vote For 1

	TOTAL	VOTE %	
Kit McKee	4	50.00%	<div><div></div></div>
Amanda Campbell	4	50.00%	<div><div></div></div>
Total Votes Cast	8	100.00%	<div><div></div></div>
Overvotes	0		
Undervotes	2		
Contest Totals	10		

Board of Trustee, Place 1 – Lovejoy ISD  
Vote For 1

	TOTAL	VOTE %	
Julie McLaughlin	120	100.00%	<div><div></div></div>
Total Votes Cast	120	100.00%	<div><div></div></div>
Overvotes	0		
Undervotes	70		
Contest Totals	190		

Board of Trustee, Place 2 – Lovejoy ISD  
Vote For 1

	TOTAL	VOTE %	
Aubrey Stock	114	74.51%	<div><div></div></div>
Pamela Sailor	39	25.49%	<div><div></div></div>
Total Votes Cast	153	100.00%	<div><div></div></div>
Overvotes	0		
Undervotes	37		
Contest Totals	190		

Board of Trustee, Place 3 – Lovejoy ISD  
Vote For 1

	TOTAL	VOTE %	
Jeff Wood	116	100.00%	<div><div></div></div>
Total Votes Cast	116	100.00%	<div><div></div></div>
Overvotes	0		
Undervotes	74		
Contest Totals	190		

PCT 243

Proposition A – Lovejoy ISD  
Vote For 1

	TOTAL	VOTE %	
FOR	88	46.32%	<div><div></div></div>
AGAINST	102	53.68%	<div><div></div></div>
Total Votes Cast	190	100.00%	<div><div></div></div>
Overvotes	0		
Undervotes	0		
Contest Totals	190		

Proposition B – Lovejoy ISD  
Vote For 1

	TOTAL	VOTE %	
FOR	105	55.56%	<div><div></div></div>
AGAINST	84	44.44%	<div><div></div></div>
Total Votes Cast	189	100.00%	<div><div></div></div>
Overvotes	0		
Undervotes	1		
Contest Totals	190		

Proposition C – Lovejoy ISD  
Vote For 1

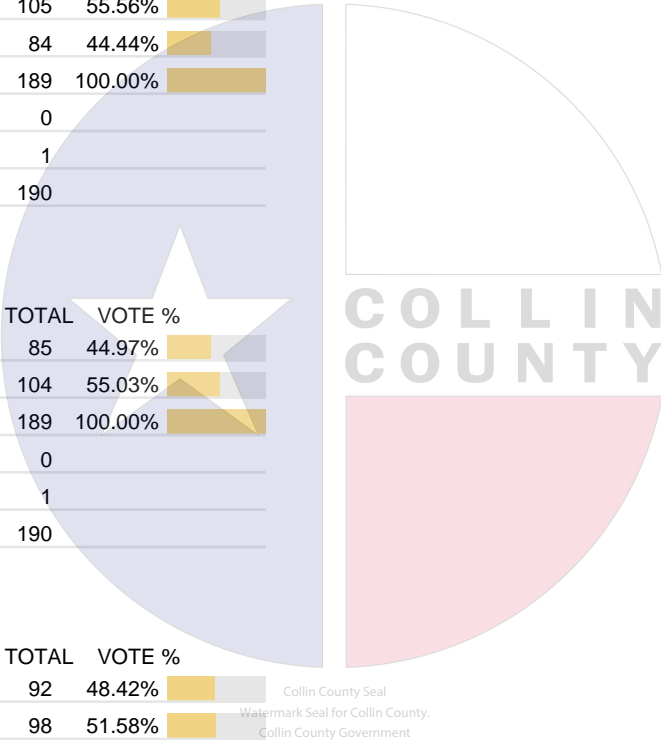
	TOTAL	VOTE %	
FOR	85	44.97%	<div><div></div></div>
AGAINST	104	55.03%	<div><div></div></div>
Total Votes Cast	189	100.00%	<div><div></div></div>
Overvotes	0		
Undervotes	1		
Contest Totals	190		

Proposition D – Lovejoy ISD  
Vote For 1

	TOTAL	VOTE %	
FOR	92	48.42%	<div><div></div></div>
AGAINST	98	51.58%	<div><div></div></div>
Total Votes Cast	190	100.00%	<div><div></div></div>
Overvotes	0		
Undervotes	0		
Contest Totals	190		

Proposition E – Lovejoy ISD  
Vote For 1

	TOTAL	VOTE %	
FOR	93	49.21%	<div><div></div></div>
AGAINST	96	50.79%	<div><div></div></div>
Total Votes Cast	189	100.00%	<div><div></div></div>
Overvotes	0		
Undervotes	1		
Contest Totals	190		



PCT 243

Trustee, Place 1 – Plano ISD  
Vote For 1

	TOTAL	VOTE %	
Lauren Tyra	22	100.00%	<div><div></div></div>
Total Votes Cast	22	100.00%	<div><div></div></div>
Overvotes	0		
Undervotes	8		
Contest Totals	30		

Trustee, Place 2 – Plano ISD  
Vote For 1

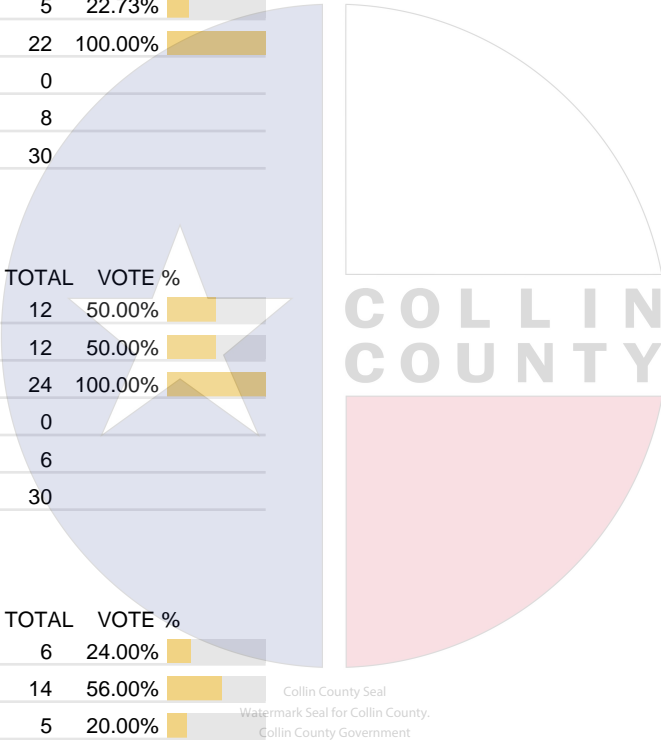
	TOTAL	VOTE %	
Sam Johnson	17	77.27%	<div><div></div></div>
Xiomar Pierre	5	22.73%	<div><div></div></div>
Total Votes Cast	22	100.00%	<div><div></div></div>
Overvotes	0		
Undervotes	8		
Contest Totals	30		

Trustee, Place 3 – Plano ISD  
Vote For 1

	TOTAL	VOTE %	
Nancy C. Humphrey	12	50.00%	<div><div></div></div>
Harper Weaver	12	50.00%	<div><div></div></div>
Total Votes Cast	24	100.00%	<div><div></div></div>
Overvotes	0		
Undervotes	6		
Contest Totals	30		

Trustee, Place 6 – Plano ISD  
Vote For 1

	TOTAL	VOTE %	
Andrew Rettke	6	24.00%	<div><div></div></div>
Elisa Klein	14	56.00%	<div><div></div></div>
Dash Weerasinghe	5	20.00%	<div><div></div></div>
Total Votes Cast	25	100.00%	<div><div></div></div>
Overvotes	0		
Undervotes	5		
Contest Totals	30		



PCT 244

Statistics	TOTAL
Registered Voters - Total	3,131
Ballots Cast - Total	497
Voter Turnout - Total	15.87%

Trustee, Place 4 - Collin Co. Comm. College Dist.  
Vote For 1

	TOTAL	VOTE %	
Tamara Thomas	163	42.23%	<div><div></div></div>
Staci L. Weaver	223	57.77%	<div><div></div></div>
Total Votes Cast	386	100.00%	<div><div></div></div>
Overvotes	0		
Undervotes	111		
Contest Totals	497		

Trustee, Place 5 - Collin Co. Comm. College Dist.  
Vote For 1

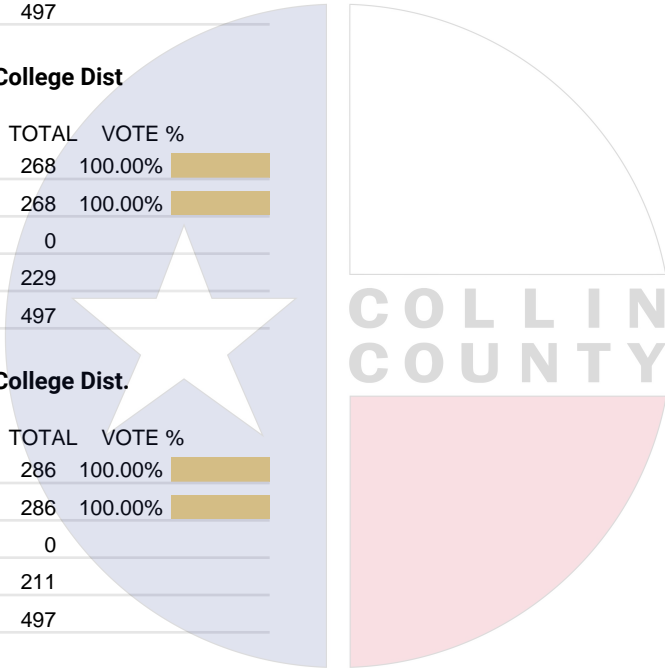
	TOTAL	VOTE %	
Raj Menon	268	100.00%	<div><div></div></div>
Total Votes Cast	268	100.00%	<div><div></div></div>
Overvotes	0		
Undervotes	229		
Contest Totals	497		

Trustee, Place 6 - Collin Co. Comm. College Dist.  
Vote For 1

	TOTAL	VOTE %	
Justin Adcock	286	100.00%	<div><div></div></div>
Total Votes Cast	286	100.00%	<div><div></div></div>
Overvotes	0		
Undervotes	211		
Contest Totals	497		

City Council, Place 2 – City of Frisco  
Vote For 1

	TOTAL	VOTE %	
Burt Thakur	172	37.89%	<div><div></div></div>
Sai Krishnarajanagar	58	12.78%	<div><div></div></div>
Tammy Meinershagen	224	49.34%	<div><div></div></div>
Total Votes Cast	454	100.00%	<div><div></div></div>
Overvotes	0		
Undervotes	43		
Contest Totals	497		



Collin County Seal  
Watermark Seal for Collin County,  
Collin County Government

PCT 244

City Council, Place 4 – City of Frisco  
Vote For 1

	TOTAL	VOTE %	
Josh Meek	99	20.80%	<div><div></div></div>
Jared Elad	144	30.25%	<div><div></div></div>
Jerry Spencer	26	5.46%	<div><div></div></div>
Gopal Ponangi	101	21.22%	<div><div></div></div>
Sangita Datta	106	22.27%	<div><div></div></div>
Total Votes Cast	476	100.00%	<div><div></div></div>
Overvotes	0		
Undervotes	21		
Contest Totals	497		

Proposition A – City of Frisco  
Vote For 1

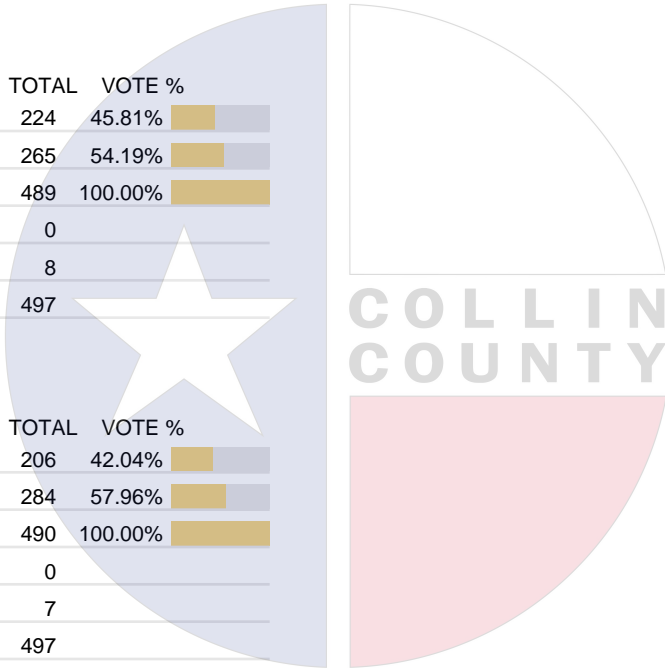
	TOTAL	VOTE %	
For	224	45.81%	<div><div></div></div>
Against	265	54.19%	<div><div></div></div>
Total Votes Cast	489	100.00%	<div><div></div></div>
Overvotes	0		
Undervotes	8		
Contest Totals	497		

Proposition B – City of Frisco  
Vote For 1

	TOTAL	VOTE %	
For	206	42.04%	<div><div></div></div>
Against	284	57.96%	<div><div></div></div>
Total Votes Cast	490	100.00%	<div><div></div></div>
Overvotes	0		
Undervotes	7		
Contest Totals	497		

Proposition C – City of Frisco  
Vote For 1

	TOTAL	VOTE %	
For	378	80.08%	<div><div></div></div>
Against	94	19.92%	<div><div></div></div>
Total Votes Cast	472	100.00%	<div><div></div></div>
Overvotes	0		
Undervotes	25		
Contest Totals	497		






Collin County Seal  
Watermark Seal for Collin County,  
Collin County Government

## PCT 244




### Proposition D – City of Frisco

Vote For 1

	TOTAL	VOTE %	
For	168	36.05%	
Against	298	63.95%	
Total Votes Cast	466	100.00%	
Overvotes	0		
Undervotes	31		
Contest Totals	497		




### Proposition E – City of Frisco

Vote For 1

	TOTAL	VOTE %	
For	244	52.93%	
Against	217	47.07%	
Total Votes Cast	461	100.00%	
Overvotes	0		
Undervotes	36		
Contest Totals	497		




### Proposition F – City of Frisco

Vote For 1

	TOTAL	VOTE %	
For	230	50.11%	
Against	229	49.89%	
Total Votes Cast	459	100.00%	
Overvotes	0		
Undervotes	38		
Contest Totals	497		




### Proposition G – City of Frisco

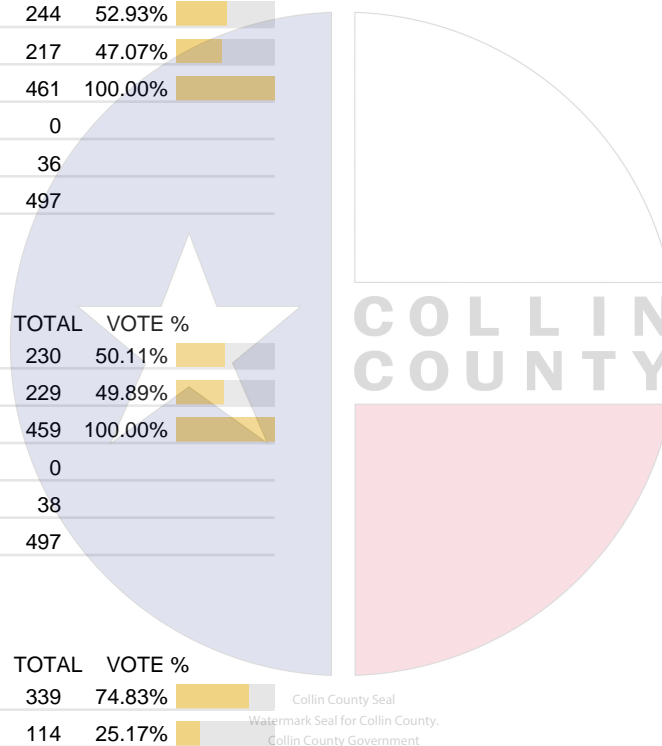
Vote For 1

	TOTAL	VOTE %	
For	339	74.83%	
Against	114	25.17%	
Total Votes Cast	453	100.00%	
Overvotes	0		
Undervotes	44		
Contest Totals	497		

### Proposition H – City of Frisco

Vote For 1

	TOTAL	VOTE %	
For	333	75.17%	
Against	110	24.83%	
Total Votes Cast	443	100.00%	
Overvotes	0		
Undervotes	54		
Contest Totals	497		





## PCT 244

### Proposition I – City of Frisco

Vote For 1

	TOTAL	VOTE %	
For	236	54.00%	<div><div></div></div>
Against	201	46.00%	<div><div></div></div>
Total Votes Cast	437	100.00%	<div><div></div></div>
Overvotes	0		
Undervotes	60		
Contest Totals	497		

### Proposition J – City of Frisco

Vote For 1

	TOTAL	VOTE %	
For	231	52.50%	<div><div></div></div>
Against	209	47.50%	<div><div></div></div>
Total Votes Cast	440	100.00%	<div><div></div></div>
Overvotes	0		
Undervotes	57		
Contest Totals	497		

### Proposition K – City of Frisco

Vote For 1

	TOTAL	VOTE %	
For	332	75.28%	<div><div></div></div>
Against	109	24.72%	<div><div></div></div>
Total Votes Cast	441	100.00%	<div><div></div></div>
Overvotes	0		
Undervotes	56		
Contest Totals	497		

### Proposition L - City of Frisco

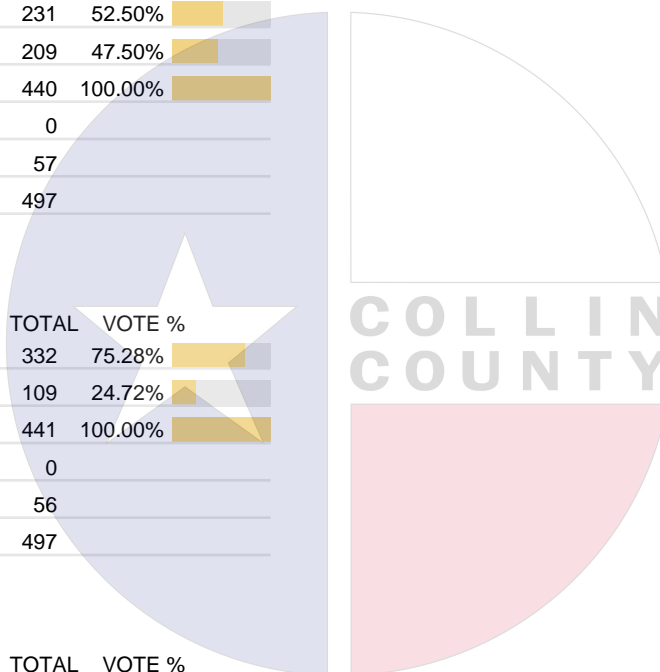
Vote For 1

	TOTAL	VOTE %	
For	270	59.60%	<div><div></div></div>
Against	183	40.40%	<div><div></div></div>
Total Votes Cast	453	100.00%	<div><div></div></div>
Overvotes	0		
Undervotes	44		
Contest Totals	497		

### Proposition M – City of Frisco

Vote For 1

	TOTAL	VOTE %	
For	378	83.63%	<div><div></div></div>
Against	74	16.37%	<div><div></div></div>
Total Votes Cast	452	100.00%	<div><div></div></div>
Overvotes	0		
Undervotes	45		
Contest Totals	497		



Collin County Seal  
Watermark Seal for Collin County.  
Collin County Government

PCT 244

Proposition N – City of Frisco  
Vote For 1

	TOTAL	VOTE %	
For	362	80.80%	<div><div></div></div>
Against	86	19.20%	<div><div></div></div>
Total Votes Cast	448	100.00%	<div><div></div></div>
Overvotes	0		
Undervotes	49		
Contest Totals	497		

Trustee, Place 1 – Frisco ISD  
Vote For 1

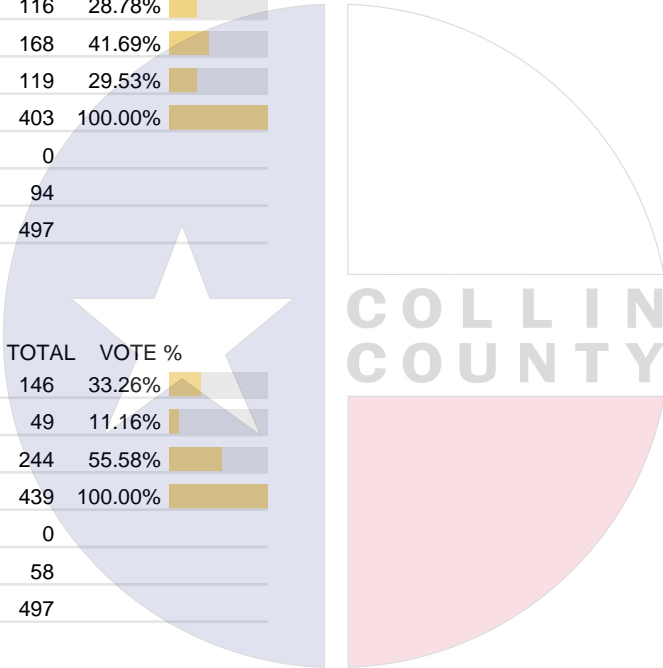
	TOTAL	VOTE %	
Amit Kalra	116	28.78%	<div><div></div></div>
Suresh Manduva	168	41.69%	<div><div></div></div>
Muni Janagarajan	119	29.53%	<div><div></div></div>
Total Votes Cast	403	100.00%	<div><div></div></div>
Overvotes	0		
Undervotes	94		
Contest Totals	497		

Trustee, Place 2 – Frisco ISD  
Vote For 1

	TOTAL	VOTE %	
Melanie Barrios Jones	146	33.26%	<div><div></div></div>
Ange Yao	49	11.16%	<div><div></div></div>
Renee Sample	244	55.58%	<div><div></div></div>
Total Votes Cast	439	100.00%	<div><div></div></div>
Overvotes	0		
Undervotes	58		
Contest Totals	497		

Trustee, Place 3 – Frisco ISD  
Vote For 1

	TOTAL	VOTE %	
Stuart Shulman	247	55.63%	<div><div></div></div>
Stephanie Elad	197	44.37%	<div><div></div></div>
Total Votes Cast	444	100.00%	<div><div></div></div>
Overvotes	0		
Undervotes	53		
Contest Totals	497		



Collin County Seal  
Watermark Seal for Collin County,  
Collin County Government

PCT 245

Statistics	TOTAL
Registered Voters - Total	2,585
Ballots Cast - Total	173
Voter Turnout - Total	6.69%

Trustee, Place 4 - Collin Co. Comm. College Dist.  
Vote For 1

	TOTAL	VOTE %	
Tamara Thomas	67	49.63%	<div><div></div></div>
Staci L. Weaver	68	50.37%	<div><div></div></div>
Total Votes Cast	135	100.00%	<div><div></div></div>
Overvotes	0		
Undervotes	38		
Contest Totals	173		

Trustee, Place 5 - Collin Co. Comm. College Dist.  
Vote For 1

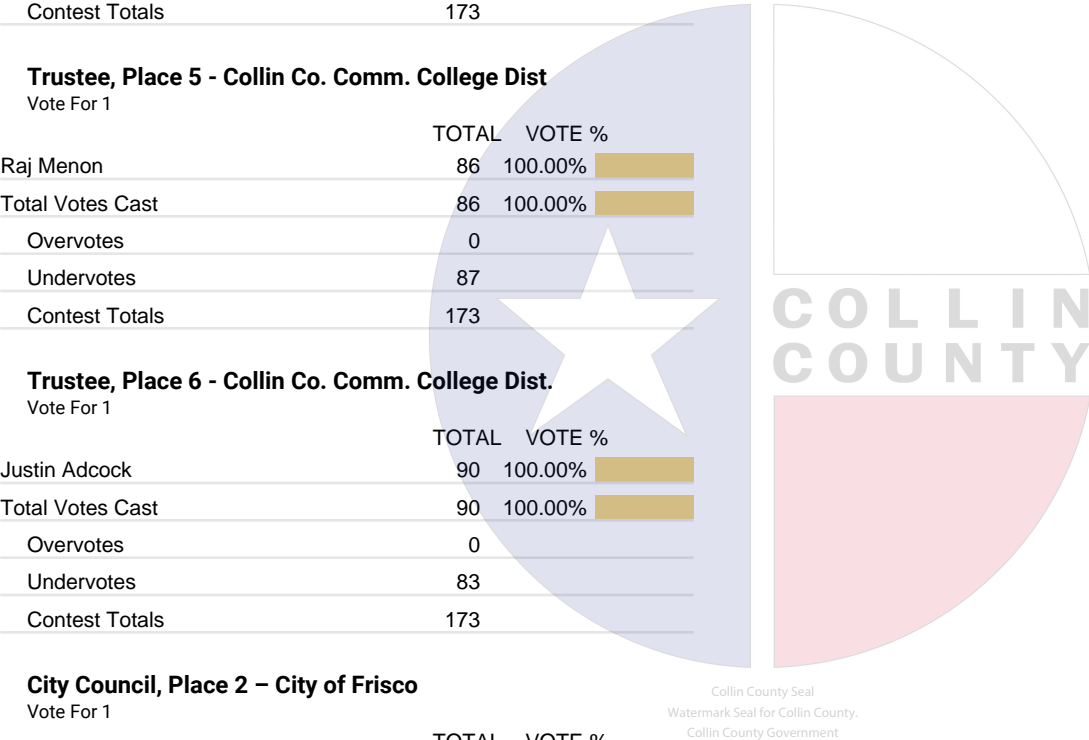
	TOTAL	VOTE %	
Raj Menon	86	100.00%	<div><div></div></div>
Total Votes Cast	86	100.00%	<div><div></div></div>
Overvotes	0		
Undervotes	87		
Contest Totals	173		

Trustee, Place 6 - Collin Co. Comm. College Dist.  
Vote For 1

	TOTAL	VOTE %	
Justin Adcock	90	100.00%	<div><div></div></div>
Total Votes Cast	90	100.00%	<div><div></div></div>
Overvotes	0		
Undervotes	83		
Contest Totals	173		

City Council, Place 2 – City of Frisco  
Vote For 1

	TOTAL	VOTE %	
Burt Thakur	69	44.23%	<div><div></div></div>
Sai Krishnarajanagar	11	7.05%	<div><div></div></div>
Tammy Meinershagen	76	48.72%	<div><div></div></div>
Total Votes Cast	156	100.00%	<div><div></div></div>
Overvotes	0		
Undervotes	17		
Contest Totals	173		



PCT 245

City Council, Place 4 – City of Frisco  
Vote For 1

	TOTAL	VOTE %	
Josh Meek	30	18.18%	<div><div></div></div>
Jared Elad	67	40.61%	<div><div></div></div>
Jerry Spencer	19	11.52%	<div><div></div></div>
Gopal Ponangi	28	16.97%	<div><div></div></div>
Sangita Datta	21	12.73%	<div><div></div></div>
Total Votes Cast	165	100.00%	<div><div></div></div>
Overvotes	0		
Undervotes	8		
Contest Totals	173		

Proposition A – City of Frisco  
Vote For 1

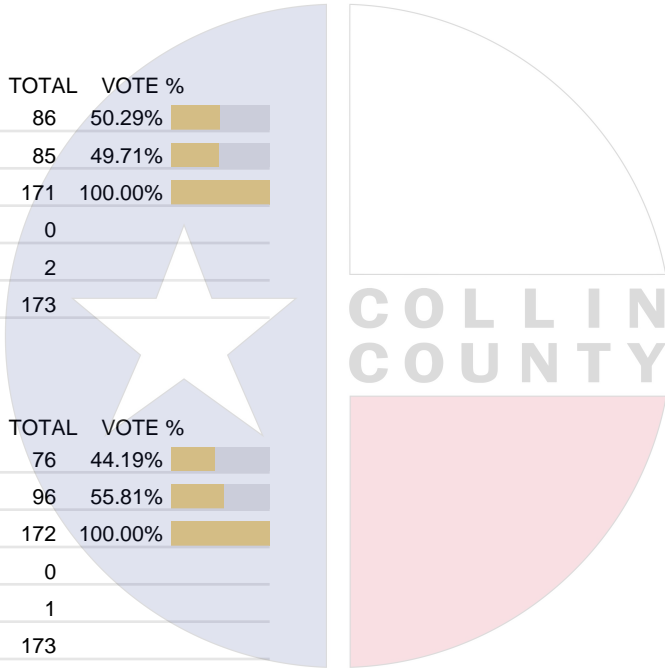
	TOTAL	VOTE %	
For	86	50.29%	<div><div></div></div>
Against	85	49.71%	<div><div></div></div>
Total Votes Cast	171	100.00%	<div><div></div></div>
Overvotes	0		
Undervotes	2		
Contest Totals	173		

Proposition B – City of Frisco  
Vote For 1

	TOTAL	VOTE %	
For	76	44.19%	<div><div></div></div>
Against	96	55.81%	<div><div></div></div>
Total Votes Cast	172	100.00%	<div><div></div></div>
Overvotes	0		
Undervotes	1		
Contest Totals	173		

Proposition C – City of Frisco  
Vote For 1

	TOTAL	VOTE %	
For	133	81.10%	<div><div></div></div>
Against	31	18.90%	<div><div></div></div>
Total Votes Cast	164	100.00%	<div><div></div></div>
Overvotes	0		
Undervotes	9		
Contest Totals	173		



Collin County Seal  
Watermark Seal for Collin County,  
Collin County Government

PCT 245

Proposition D – City of Frisco  
Vote For 1

	TOTAL	VOTE %	
For	68	40.96%	<div><div></div></div>
Against	98	59.04%	<div><div></div></div>
Total Votes Cast	166	100.00%	<div><div></div></div>
Overvotes	0		
Undervotes	7		
Contest Totals	173		

Proposition E – City of Frisco  
Vote For 1

	TOTAL	VOTE %	
For	97	59.15%	<div><div></div></div>
Against	67	40.85%	<div><div></div></div>
Total Votes Cast	164	100.00%	<div><div></div></div>
Overvotes	0		
Undervotes	9		
Contest Totals	173		

Proposition F – City of Frisco  
Vote For 1

	TOTAL	VOTE %	
For	90	54.88%	<div><div></div></div>
Against	74	45.12%	<div><div></div></div>
Total Votes Cast	164	100.00%	<div><div></div></div>
Overvotes	0		
Undervotes	9		
Contest Totals	173		

Proposition G – City of Frisco  
Vote For 1

	TOTAL	VOTE %	
For	121	75.16%	<div><div></div></div>
Against	40	24.84%	<div><div></div></div>
Total Votes Cast	161	100.00%	<div><div></div></div>
Overvotes	0		
Undervotes	12		
Contest Totals	173		

Proposition H – City of Frisco  
Vote For 1

	TOTAL	VOTE %	
For	120	75.47%	<div><div></div></div>
Against	39	24.53%	<div><div></div></div>
Total Votes Cast	159	100.00%	<div><div></div></div>
Overvotes	0		
Undervotes	14		
Contest Totals	173		

## PCT 245

### Proposition I – City of Frisco

Vote For 1

	TOTAL	VOTE %	
For	80	51.95%	<div><div></div></div>
Against	74	48.05%	<div><div></div></div>
Total Votes Cast	154	100.00%	<div><div></div></div>
Overvotes	0		
Undervotes	19		
Contest Totals	173		

### Proposition J – City of Frisco

Vote For 1

	TOTAL	VOTE %	
For	74	46.84%	<div><div></div></div>
Against	84	53.16%	<div><div></div></div>
Total Votes Cast	158	100.00%	<div><div></div></div>
Overvotes	0		
Undervotes	15		
Contest Totals	173		

### Proposition K – City of Frisco

Vote For 1

	TOTAL	VOTE %	
For	109	69.87%	<div><div></div></div>
Against	47	30.13%	<div><div></div></div>
Total Votes Cast	156	100.00%	<div><div></div></div>
Overvotes	0		
Undervotes	17		
Contest Totals	173		

### Proposition L - City of Frisco

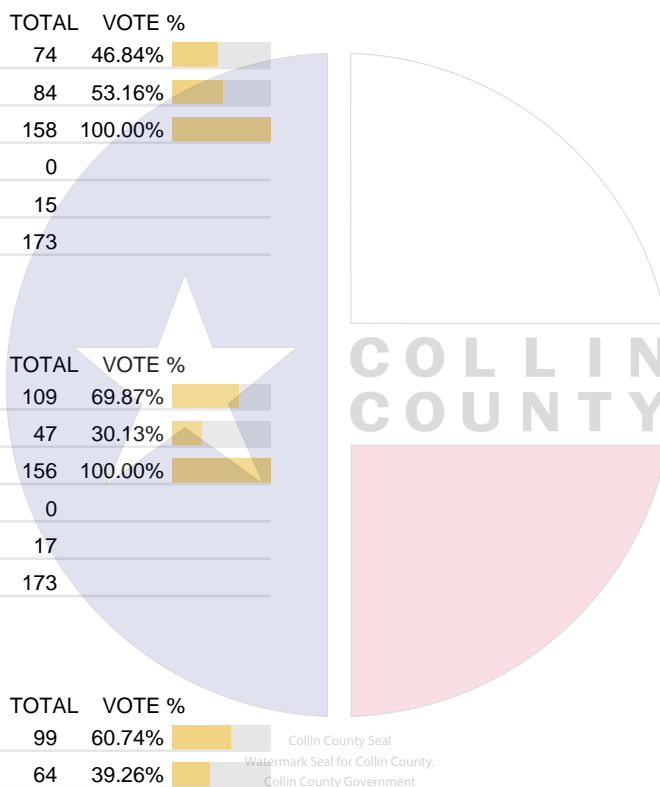
Vote For 1

	TOTAL	VOTE %	
For	99	60.74%	<div><div></div></div>
Against	64	39.26%	<div><div></div></div>
Total Votes Cast	163	100.00%	<div><div></div></div>
Overvotes	0		
Undervotes	10		
Contest Totals	173		

### Proposition M – City of Frisco

Vote For 1

	TOTAL	VOTE %	
For	136	83.44%	<div><div></div></div>
Against	27	16.56%	<div><div></div></div>
Total Votes Cast	163	100.00%	<div><div></div></div>
Overvotes	0		
Undervotes	10		
Contest Totals	173		



PCT 245

Proposition N – City of Frisco  
Vote For 1

	TOTAL	VOTE %	
For	125	77.16%	<div><div></div></div>
Against	37	22.84%	<div><div></div></div>
Total Votes Cast	162	100.00%	<div><div></div></div>
Overvotes	0		
Undervotes	11		
Contest Totals	173		

Trustee, Place 1 – Frisco ISD  
Vote For 1

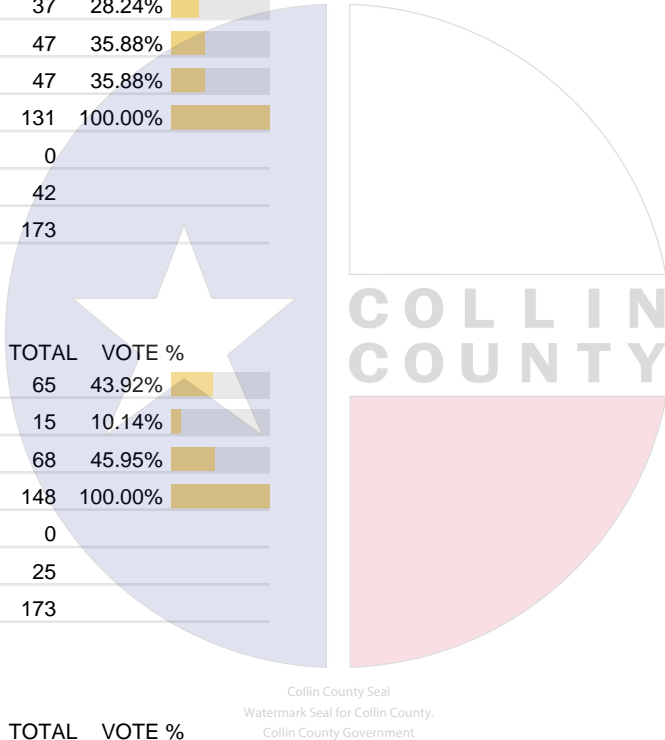
	TOTAL	VOTE %	
Amit Kalra	37	28.24%	<div><div></div></div>
Suresh Manduva	47	35.88%	<div><div></div></div>
Muni Janagarajan	47	35.88%	<div><div></div></div>
Total Votes Cast	131	100.00%	<div><div></div></div>
Overvotes	0		
Undervotes	42		
Contest Totals	173		

Trustee, Place 2 – Frisco ISD  
Vote For 1

	TOTAL	VOTE %	
Melanie Barrios Jones	65	43.92%	<div><div></div></div>
Ange Yao	15	10.14%	<div><div></div></div>
Renee Sample	68	45.95%	<div><div></div></div>
Total Votes Cast	148	100.00%	<div><div></div></div>
Overvotes	0		
Undervotes	25		
Contest Totals	173		

Trustee, Place 3 – Frisco ISD  
Vote For 1

	TOTAL	VOTE %	
Stuart Shulman	75	51.37%	<div><div></div></div>
Stephanie Elad	71	48.63%	<div><div></div></div>
Total Votes Cast	146	100.00%	<div><div></div></div>
Overvotes	0		
Undervotes	27		
Contest Totals	173		



PCT 246

Statistics	TOTAL
Registered Voters - Total	2,768
Ballots Cast - Total	449
Voter Turnout - Total	16.22%

Trustee, Place 4 - Collin Co. Comm. College Dist.  
Vote For 1

	TOTAL	VOTE %
Tamara Thomas	149	38.30%
Staci L. Weaver	240	61.70%
Total Votes Cast	389	100.00%
Overvotes	0	
Undervotes	60	
Contest Totals	449	

Trustee, Place 5 - Collin Co. Comm. College Dist.  
Vote For 1

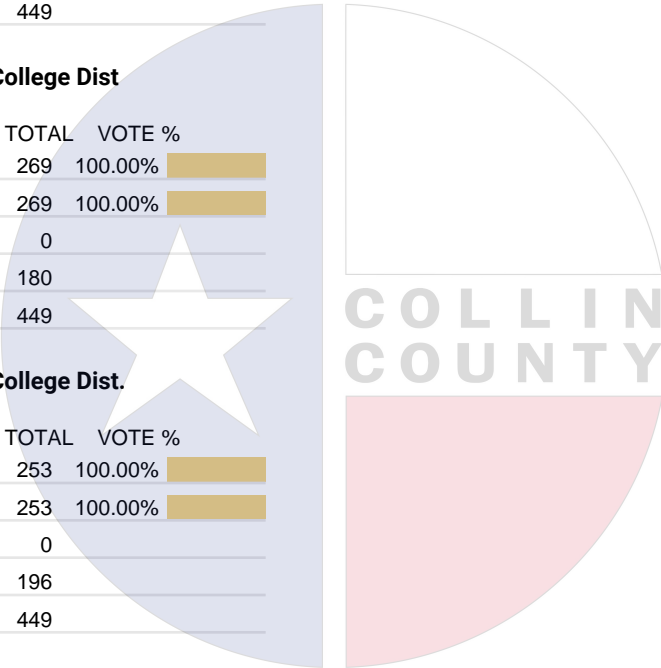
	TOTAL	VOTE %
Raj Menon	269	100.00%
Total Votes Cast	269	100.00%
Overvotes	0	
Undervotes	180	
Contest Totals	449	

Trustee, Place 6 - Collin Co. Comm. College Dist.  
Vote For 1

	TOTAL	VOTE %
Justin Adcock	253	100.00%
Total Votes Cast	253	100.00%
Overvotes	0	
Undervotes	196	
Contest Totals	449	

Councilmember, Place No. 2, District No. 2 – City of Plano  
Vote For 1

	TOTAL	VOTE %
Bob Kehr	213	50.71%
Carson K. Underwood	128	30.48%
Douglas Reeves	79	18.81%
Total Votes Cast	420	100.00%
Overvotes	0	
Undervotes	29	
Contest Totals	449	



Collin County Seal  
Watermark Seal for Collin County,  
Collin County Government



## PCT 246

### Councilmember, Place No. 4, District No. 4 – City of Plano

Vote For 1

	TOTAL	VOTE %	
Cody Weaver	208	50.00%	<div><div></div></div>
Christene “Chris” Krupa Downs	208	50.00%	<div><div></div></div>
Total Votes Cast	416	100.00%	<div><div></div></div>
Overvotes	0		
Undervotes	33		
Contest Totals	449		

### Councilmember, Place No. 6, Mayor – City of Plano

Vote For 1

	TOTAL	VOTE %	
John Muns	317	100.00%	<div><div></div></div>
Total Votes Cast	317	100.00%	<div><div></div></div>
Overvotes	0		
Undervotes	132		
Contest Totals	449		

### Councilmember, Place No. 8 – City of Plano

Vote For 1

	TOTAL	VOTE %	
Vidal Quintanilla	190	46.23%	<div><div></div></div>
Hayden Padgett	221	53.77%	<div><div></div></div>
Total Votes Cast	411	100.00%	<div><div></div></div>
Overvotes	0		
Undervotes	38		
Contest Totals	449		

### Councilmember, Place No. 5, Unexpired Term – City of Plano

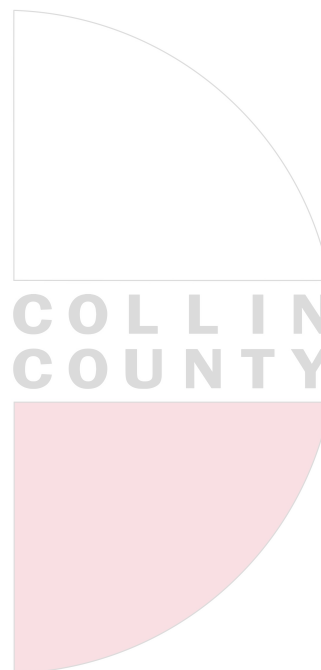
Vote For 1

	TOTAL	VOTE %	
Gary Cary	188	46.88%	<div><div></div></div>
Steve Lavine	213	53.12%	<div><div></div></div>
Total Votes Cast	401	100.00%	<div><div></div></div>
Overvotes	0		
Undervotes	48		
Contest Totals	449		

### Proposition A – City of Plano

Vote For 1

	TOTAL	VOTE %	
For	311	71.33%	<div><div></div></div>
Against	125	28.67%	<div><div></div></div>
Total Votes Cast	436	100.00%	<div><div></div></div>
Overvotes	0		
Undervotes	13		
Contest Totals	449		



## PCT 246

### Proposition B – City of Plano

Vote For 1

	TOTAL	VOTE %	
For	286	65.45%	<div><div></div></div>
Against	151	34.55%	<div><div></div></div>
Total Votes Cast	437	100.00%	<div><div></div></div>
Overvotes	0		
Undervotes	12		
Contest Totals	449		

### Proposition C – City of Plano

Vote For 1

	TOTAL	VOTE %	
For	281	65.65%	<div><div></div></div>
Against	147	34.35%	<div><div></div></div>
Total Votes Cast	428	100.00%	<div><div></div></div>
Overvotes	0		
Undervotes	21		
Contest Totals	449		

### Proposition D – City of Plano

Vote For 1

	TOTAL	VOTE %	
For	271	64.07%	<div><div></div></div>
Against	152	35.93%	<div><div></div></div>
Total Votes Cast	423	100.00%	<div><div></div></div>
Overvotes	0		
Undervotes	26		
Contest Totals	449		

### Proposition E – City of Plano

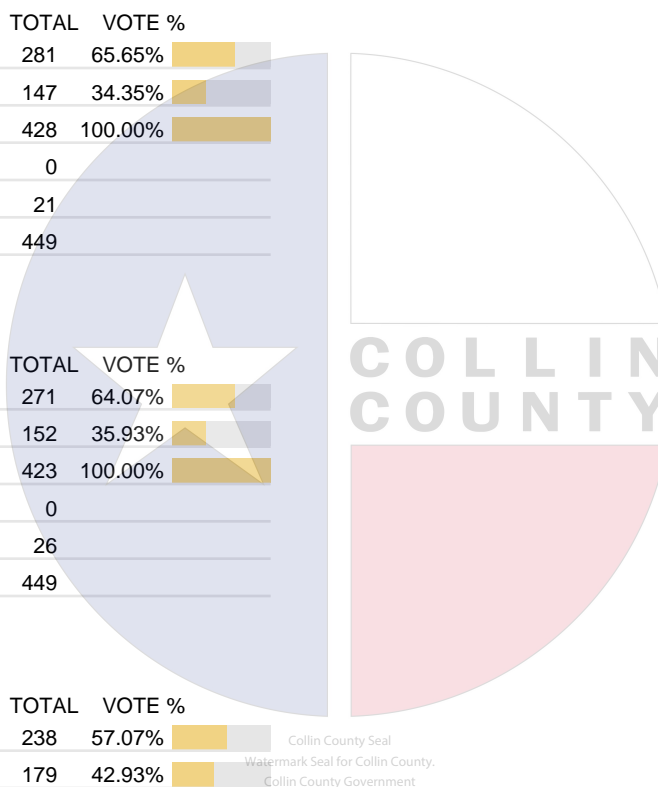
Vote For 1

	TOTAL	VOTE %	
For	238	57.07%	<div><div></div></div>
Against	179	42.93%	<div><div></div></div>
Total Votes Cast	417	100.00%	<div><div></div></div>
Overvotes	0		
Undervotes	32		
Contest Totals	449		

### Proposition F – City of Plano

Vote For 1

	TOTAL	VOTE %	
For	279	65.34%	<div><div></div></div>
Against	148	34.66%	<div><div></div></div>
Total Votes Cast	427	100.00%	<div><div></div></div>
Overvotes	0		
Undervotes	22		
Contest Totals	449		



## PCT 246

### Proposition G – City of Plano

Vote For 1

	TOTAL	VOTE %	
For	290	68.40%	<div><div></div></div>
Against	134	31.60%	<div><div></div></div>
Total Votes Cast	424	100.00%	<div><div></div></div>
Overvotes	0		
Undervotes	25		
Contest Totals	449		

### Trustee, Place 1 – Plano ISD

Vote For 1

	TOTAL	VOTE %	
Lauren Tyra	266	100.00%	<div><div></div></div>
Total Votes Cast	266	100.00%	<div><div></div></div>
Overvotes	0		
Undervotes	183		
Contest Totals	449		

### Trustee, Place 2 – Plano ISD

Vote For 1

	TOTAL	VOTE %	
Sam Johnson	319	92.20%	<div><div></div></div>
Xiomar Pierre	27	7.80%	<div><div></div></div>
Total Votes Cast	346	100.00%	<div><div></div></div>
Overvotes	0		
Undervotes	103		
Contest Totals	449		

### Trustee, Place 3 – Plano ISD


Vote For 1

	TOTAL	VOTE %	
Nancy C. Humphrey	267	74.79%	<div><div></div></div>
Harper Weaver	90	25.21%	<div><div></div></div>
Total Votes Cast	357	100.00%	<div><div></div></div>
Overvotes	0		
Undervotes	92		
Contest Totals	449		

### Trustee, Place 6 – Plano ISD

Vote For 1

	TOTAL	VOTE %	
Andrew Rettke	38	10.16%	<div><div></div></div>
Elisa Klein	218	58.29%	<div><div></div></div>
Dash Weerasinghe	118	31.55%	<div><div></div></div>
Total Votes Cast	374	100.00%	<div><div></div></div>
Overvotes	0		
Undervotes	75		
Contest Totals	449		



Collin County Seal  
Watermark Seal for Collin County,  
Collin County Government

PCT 247

Statistics	TOTAL
Registered Voters - Total	2,408
Ballots Cast - Total	495
Voter Turnout - Total	20.56%

Trustee, Place 4 - Collin Co. Comm. College Dist.  
Vote For 1

	TOTAL	VOTE %
Tamara Thomas	67	20.12%
Staci L. Weaver	266	79.88%
Total Votes Cast	333	100.00%
Overvotes	0	
Undervotes	162	
Contest Totals	495	

Trustee, Place 5 - Collin Co. Comm. College Dist  
Vote For 1

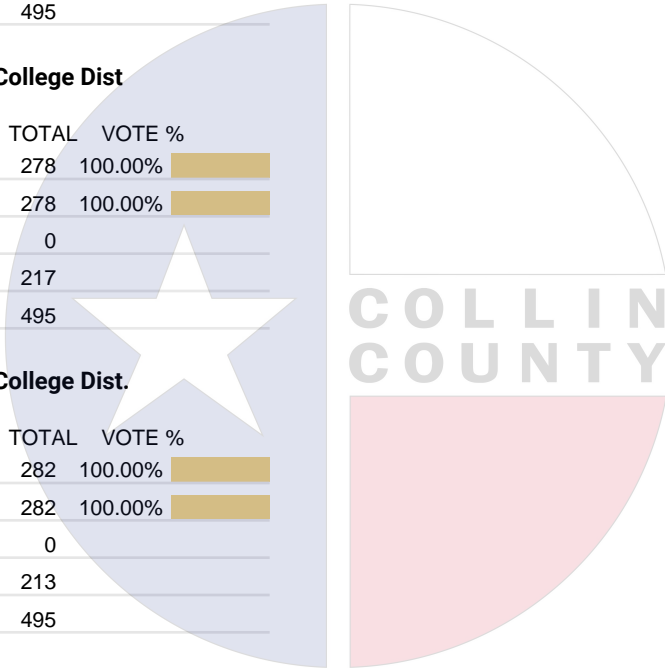
	TOTAL	VOTE %
Raj Menon	278	100.00%
Total Votes Cast	278	100.00%
Overvotes	0	
Undervotes	217	
Contest Totals	495	

Trustee, Place 6 - Collin Co. Comm. College Dist.  
Vote For 1

	TOTAL	VOTE %
Justin Adcock	282	100.00%
Total Votes Cast	282	100.00%
Overvotes	0	
Undervotes	213	
Contest Totals	495	

Board of Trustee, Place 1 – Lovejoy ISD  
Vote For 1

	TOTAL	VOTE %
Julie McLaughlin	296	100.00%
Total Votes Cast	296	100.00%
Overvotes	0	
Undervotes	157	
Contest Totals	453	



Collin County Seal  
Watermark Seal for Collin County,  
Collin County Government

PCT 247

Board of Trustee, Place 2 – Lovejoy ISD

	TOTAL	VOTE %	
Aubrey Stock	265	63.86%	<div><div></div></div>
Pamela Sailor	150	36.14%	<div><div></div></div>
Total Votes Cast	415	100.00%	<div><div></div></div>
Overvotes	0		
Undervotes	38		
Contest Totals	453		

Board of Trustee, Place 3 – Lovejoy ISD

	TOTAL	VOTE %	
Jeff Wood	277	100.00%	<div><div></div></div>
Total Votes Cast	277	100.00%	<div><div></div></div>
Overvotes	0		
Undervotes	176		
Contest Totals	453		

Proposition A – Lovejoy ISD

	TOTAL	VOTE %	
FOR	219	48.56%	<div><div></div></div>
AGAINST	232	51.44%	<div><div></div></div>
Total Votes Cast	451	100.00%	<div><div></div></div>
Overvotes	0		
Undervotes	2		
Contest Totals	453		

Proposition B – Lovejoy ISD

	TOTAL	VOTE %	
FOR	233	51.89%	<div><div></div></div>
AGAINST	216	48.11%	<div><div></div></div>
Total Votes Cast	449	100.00%	<div><div></div></div>
Overvotes	0		
Undervotes	4		
Contest Totals	453		

Proposition C – Lovejoy ISD

	TOTAL	VOTE %	
FOR	207	46.41%	<div><div></div></div>
AGAINST	239	53.59%	<div><div></div></div>
Total Votes Cast	446	100.00%	<div><div></div></div>
Overvotes	0		
Undervotes	7		
Contest Totals	453		

PCT 247

Proposition D – Lovejoy ISD  
Vote For 1

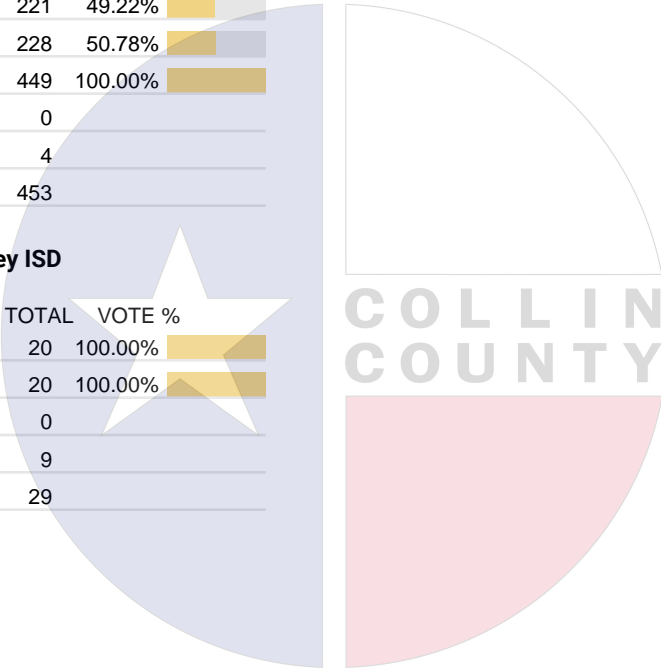
	TOTAL	VOTE %	
FOR	214	47.77%	<div><div></div></div>
AGAINST	234	52.23%	<div><div></div></div>
Total Votes Cast	448	100.00%	<div><div></div></div>
Overvotes	0		
Undervotes	5		
Contest Totals	453		

Proposition E – Lovejoy ISD  
Vote For 1

	TOTAL	VOTE %	
FOR	221	49.22%	<div><div></div></div>
AGAINST	228	50.78%	<div><div></div></div>
Total Votes Cast	449	100.00%	<div><div></div></div>
Overvotes	0		
Undervotes	4		
Contest Totals	453		

Board of Trustees, Place 7 – McKinney ISD  
Vote For 1

	TOTAL	VOTE %	
Harvey Oaxaca	20	100.00%	<div><div></div></div>
Total Votes Cast	20	100.00%	<div><div></div></div>
Overvotes	0		
Undervotes	9		
Contest Totals	29		



Collin County Seal  
Watermark Seal for Collin County.  
Collin County Government

PCT 248

Statistics	TOTAL
Registered Voters - Total	2,261
Ballots Cast - Total	194
Voter Turnout - Total	8.58%

Trustee, Place 4 - Collin Co. Comm. College Dist.  
Vote For 1

	TOTAL	VOTE %	
Tamara Thomas	70	47.95%	<div><div></div></div>
Staci L. Weaver	76	52.05%	<div><div></div></div>
Total Votes Cast	146	100.00%	<div><div></div></div>
Overvotes	0		
Undervotes	48		
Contest Totals	194		

Trustee, Place 5 - Collin Co. Comm. College Dist.  
Vote For 1

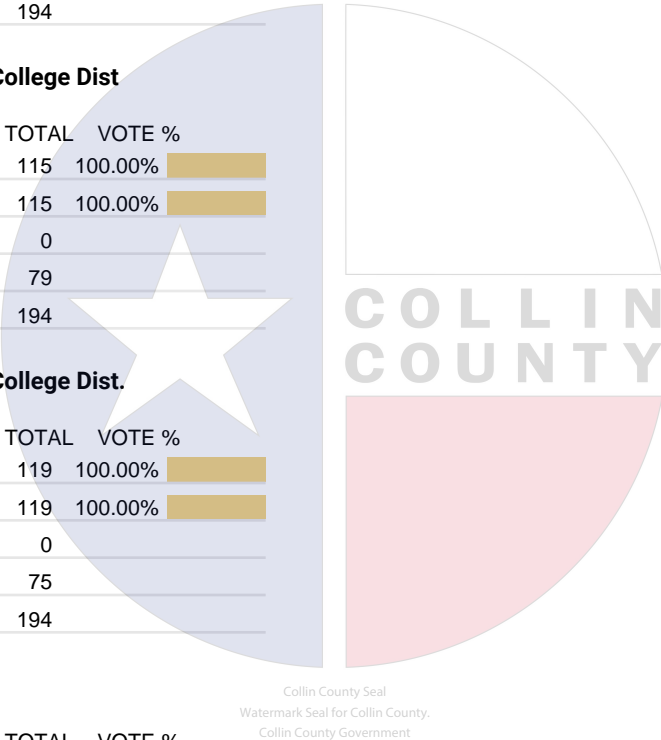
	TOTAL	VOTE %	
Raj Menon	115	100.00%	<div><div></div></div>
Total Votes Cast	115	100.00%	<div><div></div></div>
Overvotes	0		
Undervotes	79		
Contest Totals	194		

Trustee, Place 6 - Collin Co. Comm. College Dist.  
Vote For 1

	TOTAL	VOTE %	
Justin Adcock	119	100.00%	<div><div></div></div>
Total Votes Cast	119	100.00%	<div><div></div></div>
Overvotes	0		
Undervotes	75		
Contest Totals	194		

City Council, Place 2 – City of Frisco  
Vote For 1

	TOTAL	VOTE %	
Burt Thakur	62	35.63%	<div><div></div></div>
Sai Krishnarajanagar	38	21.84%	<div><div></div></div>
Tammy Meinershagen	74	42.53%	<div><div></div></div>
Total Votes Cast	174	100.00%	<div><div></div></div>
Overvotes	0		
Undervotes	20		
Contest Totals	194		



PCT 248

City Council, Place 4 – City of Frisco  
Vote For 1

	TOTAL	VOTE %	
Josh Meek	43	23.76%	<div><div></div></div>
Jared Elad	56	30.94%	<div><div></div></div>
Jerry Spencer	22	12.15%	<div><div></div></div>
Gopal Ponangi	40	22.10%	<div><div></div></div>
Sangita Datta	20	11.05%	<div><div></div></div>
Total Votes Cast	181	100.00%	<div><div></div></div>
Overvotes	0		
Undervotes	13		
Contest Totals	194		

Proposition A – City of Frisco  
Vote For 1

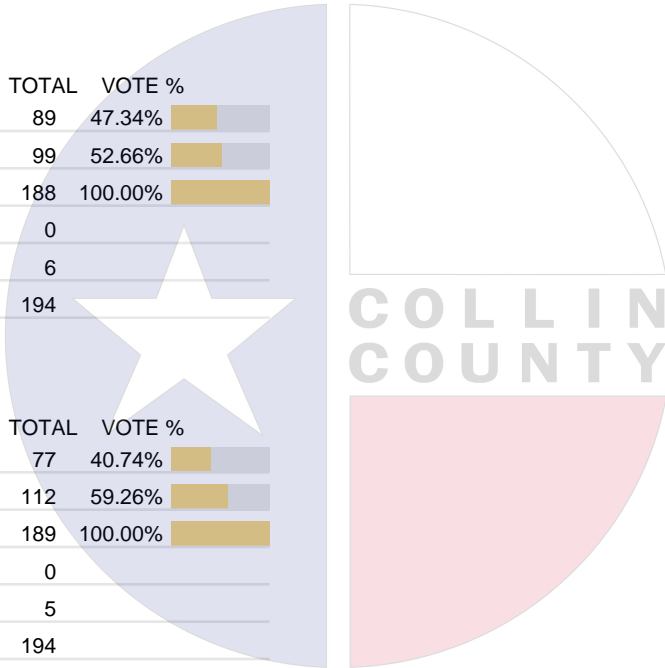
	TOTAL	VOTE %	
For	89	47.34%	<div><div></div></div>
Against	99	52.66%	<div><div></div></div>
Total Votes Cast	188	100.00%	<div><div></div></div>
Overvotes	0		
Undervotes	6		
Contest Totals	194		

Proposition B – City of Frisco  
Vote For 1

	TOTAL	VOTE %	
For	77	40.74%	<div><div></div></div>
Against	112	59.26%	<div><div></div></div>
Total Votes Cast	189	100.00%	<div><div></div></div>
Overvotes	0		
Undervotes	5		
Contest Totals	194		

Proposition C – City of Frisco  
Vote For 1

	TOTAL	VOTE %	
For	137	74.05%	<div><div></div></div>
Against	48	25.95%	<div><div></div></div>
Total Votes Cast	185	100.00%	<div><div></div></div>
Overvotes	0		
Undervotes	9		
Contest Totals	194		






Collin County Seal  
Watermark Seal for Collin County,  
Collin County Government



## PCT 248




### Proposition D – City of Frisco

Vote For 1

	TOTAL	VOTE %	
For	78	43.58%	
Against	101	56.42%	
Total Votes Cast	179	100.00%	
Overvotes	0		
Undervotes	15		
Contest Totals	194		




### Proposition E – City of Frisco

Vote For 1

	TOTAL	VOTE %	
For	108	60.34%	
Against	71	39.66%	
Total Votes Cast	179	100.00%	
Overvotes	0		
Undervotes	15		
Contest Totals	194		




### Proposition F – City of Frisco

Vote For 1

	TOTAL	VOTE %	
For	104	57.78%	
Against	76	42.22%	
Total Votes Cast	180	100.00%	
Overvotes	0		
Undervotes	14		
Contest Totals	194		




### Proposition G – City of Frisco

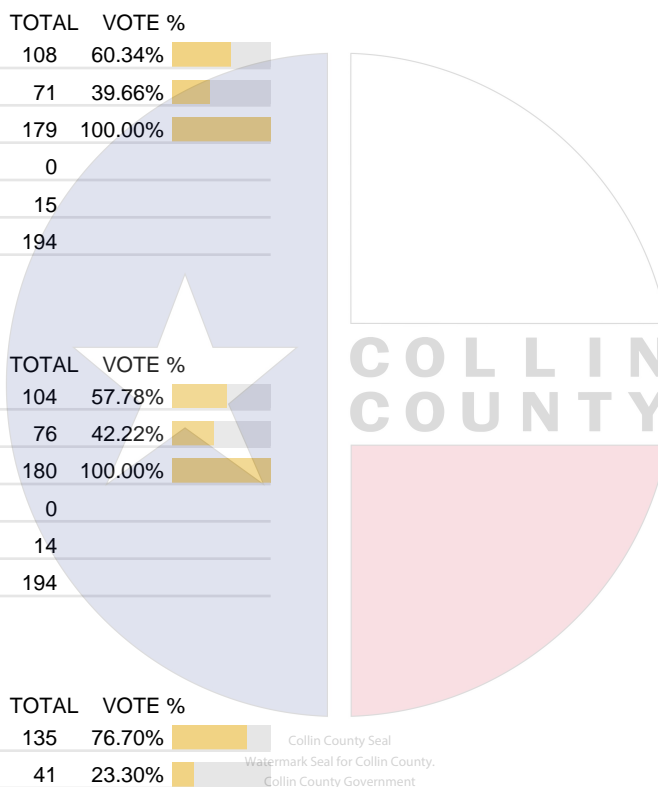
Vote For 1

	TOTAL	VOTE %	
For	135	76.70%	
Against	41	23.30%	
Total Votes Cast	176	100.00%	
Overvotes	0		
Undervotes	18		
Contest Totals	194		

### Proposition H – City of Frisco

Vote For 1

	TOTAL	VOTE %	
For	133	76.44%	
Against	41	23.56%	
Total Votes Cast	174	100.00%	
Overvotes	0		
Undervotes	20		
Contest Totals	194		



## PCT 248

### Proposition I – City of Frisco

Vote For 1

	TOTAL	VOTE %	
For	97	57.74%	<div><div></div></div>
Against	71	42.26%	<div><div></div></div>
Total Votes Cast	168	100.00%	<div><div></div></div>
Overvotes	0		
Undervotes	26		
Contest Totals	194		

### Proposition J – City of Frisco

Vote For 1

	TOTAL	VOTE %	
For	89	52.66%	<div><div></div></div>
Against	80	47.34%	<div><div></div></div>
Total Votes Cast	169	100.00%	<div><div></div></div>
Overvotes	0		
Undervotes	25		
Contest Totals	194		

### Proposition K – City of Frisco

Vote For 1

	TOTAL	VOTE %	
For	122	72.62%	<div><div></div></div>
Against	46	27.38%	<div><div></div></div>
Total Votes Cast	168	100.00%	<div><div></div></div>
Overvotes	0		
Undervotes	26		
Contest Totals	194		

### Proposition L - City of Frisco

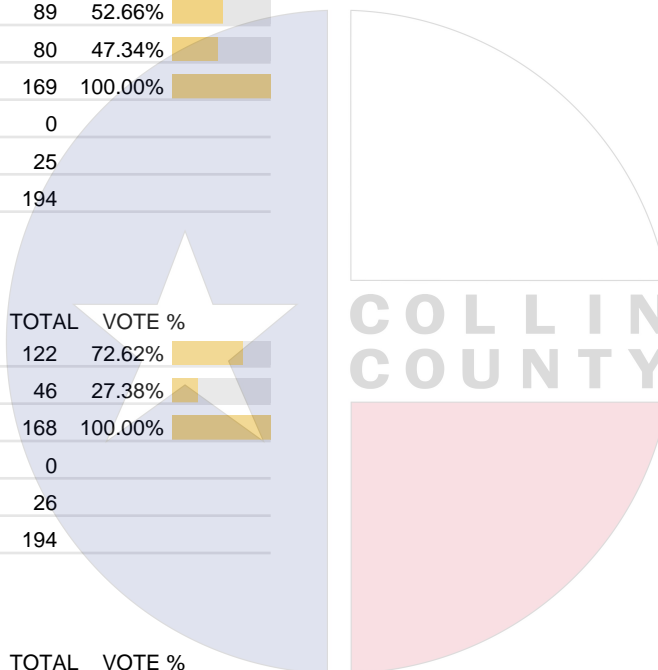
Vote For 1

	TOTAL	VOTE %	
For	109	62.64%	<div><div></div></div>
Against	65	37.36%	<div><div></div></div>
Total Votes Cast	174	100.00%	<div><div></div></div>
Overvotes	0		
Undervotes	20		
Contest Totals	194		

### Proposition M – City of Frisco

Vote For 1

	TOTAL	VOTE %	
For	147	84.48%	<div><div></div></div>
Against	27	15.52%	<div><div></div></div>
Total Votes Cast	174	100.00%	<div><div></div></div>
Overvotes	0		
Undervotes	20		
Contest Totals	194		



Collin County Seal  
Watermark Seal for Collin County.  
Collin County Government

PCT 248

Proposition N – City of Frisco  
Vote For 1

	TOTAL	VOTE %	
For	129	73.71%	<div><div></div></div>
Against	46	26.29%	<div><div></div></div>
Total Votes Cast	175	100.00%	<div><div></div></div>
Overvotes	0		
Undervotes	19		
Contest Totals	194		

Trustee, Place 1 – Frisco ISD  
Vote For 1

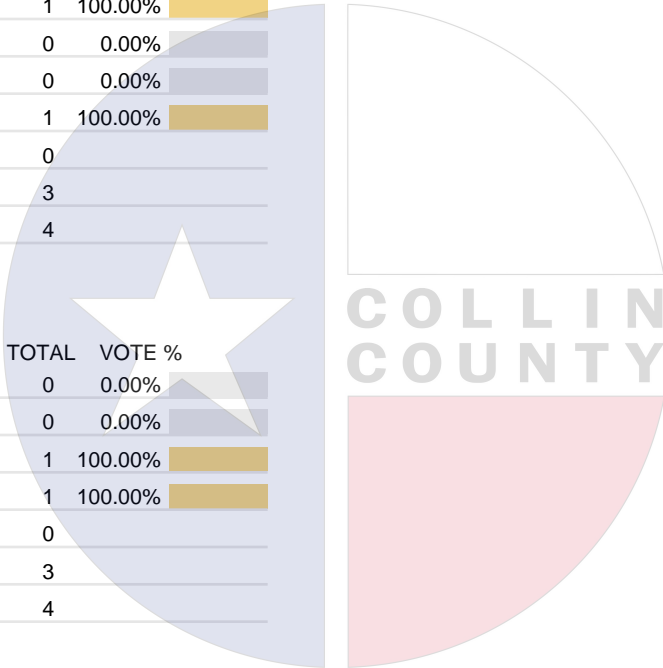
	TOTAL	VOTE %	
Amit Kalra	1	100.00%	<div><div></div></div>
Suresh Manduva	0	0.00%	<div><div></div></div>
Muni Janagarajan	0	0.00%	<div><div></div></div>
Total Votes Cast	1	100.00%	<div><div></div></div>
Overvotes	0		
Undervotes	3		
Contest Totals	4		

Trustee, Place 2 – Frisco ISD  
Vote For 1

	TOTAL	VOTE %	
Melanie Barrios Jones	0	0.00%	<div><div></div></div>
Ange Yao	0	0.00%	<div><div></div></div>
Renee Sample	1	100.00%	<div><div></div></div>
Total Votes Cast	1	100.00%	<div><div></div></div>
Overvotes	0		
Undervotes	3		
Contest Totals	4		

Trustee, Place 3 – Frisco ISD  
Vote For 1

	TOTAL	VOTE %	
Stuart Shulman	1	100.00%	<div><div></div></div>
Stephanie Elad	0	0.00%	<div><div></div></div>
Total Votes Cast	1	100.00%	<div><div></div></div>
Overvotes	0		
Undervotes	3		
Contest Totals	4		



Collin County Seal  
Watermark Seal for Collin County,  
Collin County Government

PCT 248

School Board Trustee, Place 1 – Prosper ISD  
Vote For 1

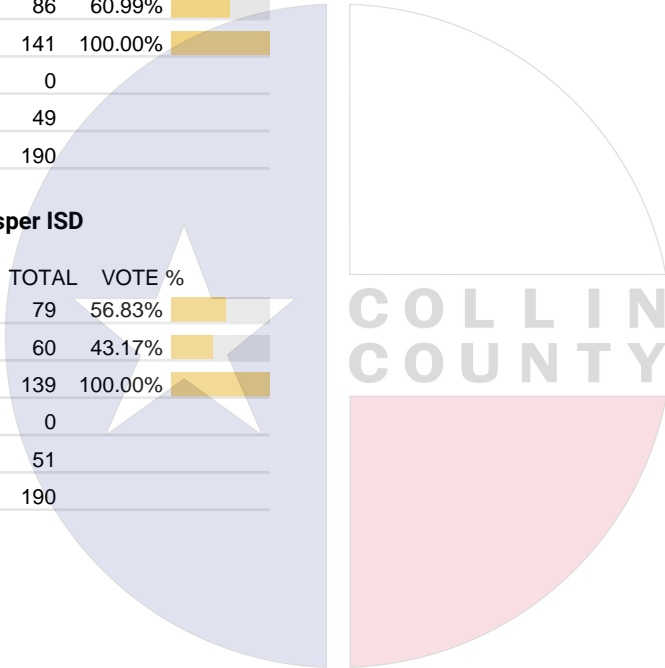
	TOTAL	VOTE %	
Jorden Dial	121	100.00%	<div><div></div></div>
Total Votes Cast	121	100.00%	<div><div></div></div>
Overvotes	0		
Undervotes	69		
Contest Totals	190		

School Board Trustee, Place 3 – Prosper ISD  
Vote For 1

	TOTAL	VOTE %	
Scott Bray	55	39.01%	<div><div></div><div></div></div>
Kelly P. Cavender	86	60.99%	<div><div></div><div></div></div>
Total Votes Cast	141	100.00%	<div><div></div></div>
Overvotes	0		
Undervotes	49		
Contest Totals	190		

School Board Trustee, Place 6 – Prosper ISD  
Vote For 1

	TOTAL	VOTE %	
Janette Church	79	56.83%	<div><div></div><div></div></div>
Garrett Linker	60	43.17%	<div><div></div><div></div></div>
Total Votes Cast	139	100.00%	<div><div></div></div>
Overvotes	0		
Undervotes	51		
Contest Totals	190		



Collin County Seal  
Watermark Seal for Collin County.  
Collin County Government

PCT 249

Statistics	TOTAL
Registered Voters - Total	4,715
Ballots Cast - Total	350
Voter Turnout - Total	7.42%

Trustee, Place 4 - Collin Co. Comm. College Dist.  
Vote For 1

	TOTAL	VOTE %
Tamara Thomas	104	39.25%
Staci L. Weaver	161	60.75%
Total Votes Cast	265	100.00%
Overvotes	0	
Undervotes	85	
Contest Totals	350	

Trustee, Place 5 - Collin Co. Comm. College Dist.  
Vote For 1

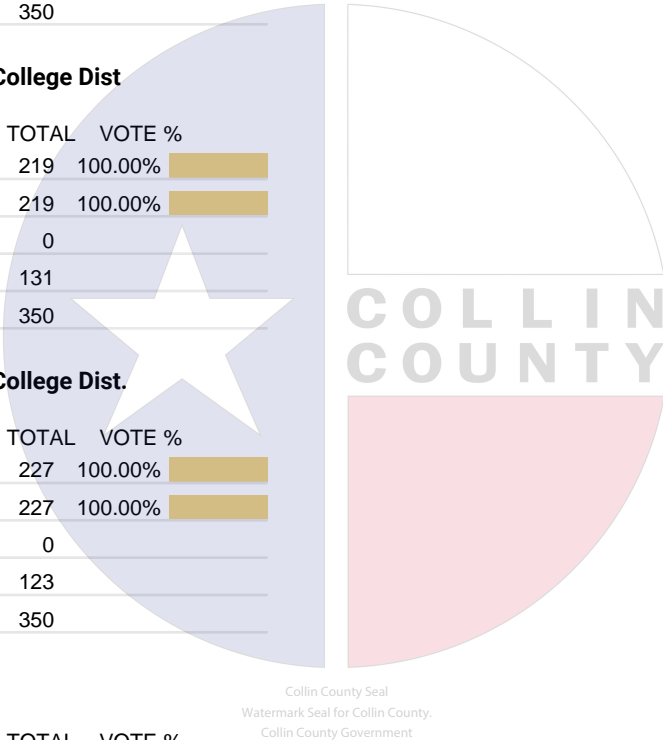
	TOTAL	VOTE %
Raj Menon	219	100.00%
Total Votes Cast	219	100.00%
Overvotes	0	
Undervotes	131	
Contest Totals	350	

Trustee, Place 6 - Collin Co. Comm. College Dist.  
Vote For 1

	TOTAL	VOTE %
Justin Adcock	227	100.00%
Total Votes Cast	227	100.00%
Overvotes	0	
Undervotes	123	
Contest Totals	350	

City Council, Place 2 – City of Anna  
Vote For 1

	TOTAL	VOTE %
Allison Inesta	63	19.27%
Nichole Hunt	46	14.07%
Hugh F. Heath	17	5.20%
Nathan Bryan	201	61.47%
Total Votes Cast	327	100.00%
Overvotes	0	
Undervotes	8	
Contest Totals	335	



## PCT 249

### City Council, Place 4 – City of Anna

Vote For 1

	TOTAL	VOTE %	
Lee Miller	47	14.37%	<div><div></div></div>
Kelly Herndon	280	85.63%	<div><div></div></div>
Total Votes Cast	327	100.00%	<div><div></div></div>
Overvotes	0		
Undervotes	8		
Contest Totals	335		

### City Council, Place 6 – City of Anna

Vote For 1

	TOTAL	VOTE %	
Randy Atchley	49	14.94%	<div><div></div></div>
Manny Singh	279	85.06%	<div><div></div></div>
Total Votes Cast	328	100.00%	<div><div></div></div>
Overvotes	0		
Undervotes	7		
Contest Totals	335		

### Board of Trustees, Place 1 – Anna ISD

Vote For 1

	TOTAL	VOTE %	
Tiffany Terry	240	100.00%	<div><div></div></div>
Total Votes Cast	240	100.00%	<div><div></div></div>
Overvotes	0		
Undervotes	110		
Contest Totals	350		

### Board of Trustees, Place 3 – Anna ISD

Vote For 1

	TOTAL	VOTE %	
Jose Vargas	243	100.00%	<div><div></div></div>
Total Votes Cast	243	100.00%	<div><div></div></div>
Overvotes	0		
Undervotes	107		
Contest Totals	350		

### Board of Trustees, Place 4 – Anna ISD

Vote For 1

	TOTAL	VOTE %	
Kavanski Morrison	42	14.74%	<div><div></div></div>
Cody Bridwell	116	40.70%	<div><div></div></div>
Eliana Mellet	23	8.07%	<div><div></div></div>
Carrie Butler	104	36.49%	<div><div></div></div>
Total Votes Cast	285	100.00%	<div><div></div></div>
Overvotes	0		
Undervotes	65		
Contest Totals	350		

Collin County Seal  
Watermark Seal for Collin County,  
Collin County Government

PCT 250

Statistics	TOTAL
Registered Voters - Total	3,969
Ballots Cast - Total	1,133
Voter Turnout - Total	28.55%

Trustee, Place 4 - Collin Co. Comm. College Dist.  
Vote For 1

	TOTAL	VOTE %	
Tamara Thomas	486	53.52%	<div><div></div></div>
Staci L. Weaver	422	46.48%	<div><div></div></div>
Total Votes Cast	908	100.00%	<div><div></div></div>
Overvotes	0		
Undervotes	225		
Contest Totals	1,133		

Trustee, Place 5 - Collin Co. Comm. College Dist.  
Vote For 1

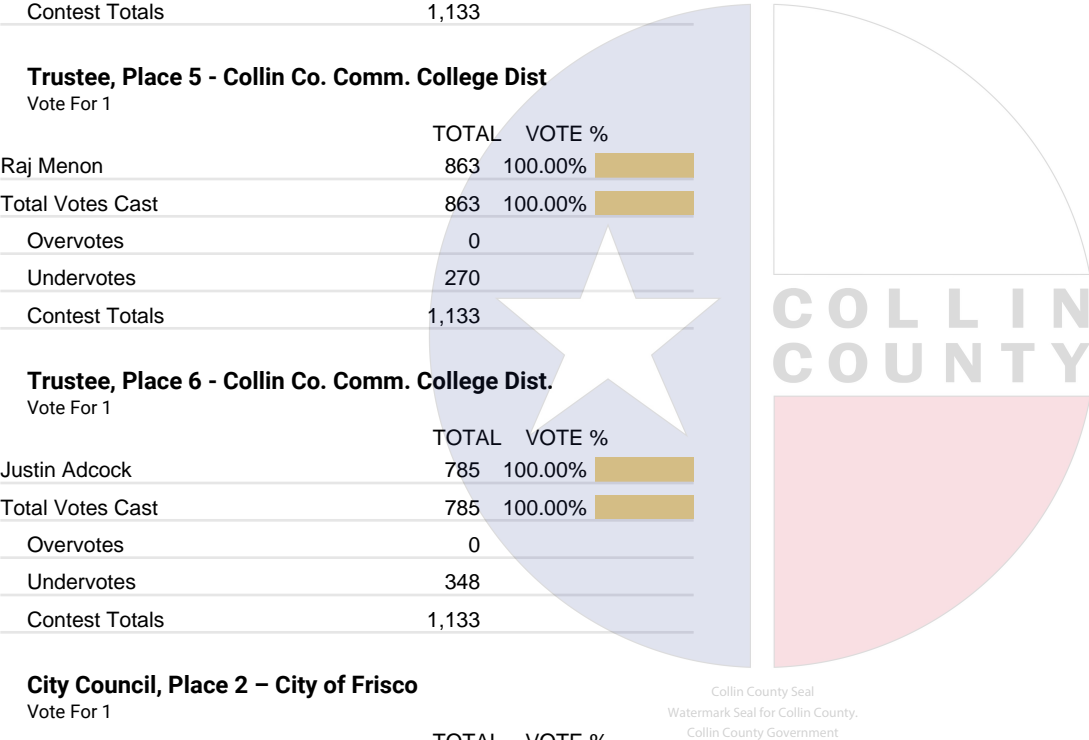
	TOTAL	VOTE %	
Raj Menon	863	100.00%	<div><div></div></div>
Total Votes Cast	863	100.00%	<div><div></div></div>
Overvotes	0		
Undervotes	270		
Contest Totals	1,133		

Trustee, Place 6 - Collin Co. Comm. College Dist.  
Vote For 1

	TOTAL	VOTE %	
Justin Adcock	785	100.00%	<div><div></div></div>
Total Votes Cast	785	100.00%	<div><div></div></div>
Overvotes	0		
Undervotes	348		
Contest Totals	1,133		

City Council, Place 2 – City of Frisco  
Vote For 1

	TOTAL	VOTE %	
Burt Thakur	170	15.48%	<div><div></div></div>
Sai Krishnarajanagar	732	66.67%	<div><div></div></div>
Tammy Meinershagen	196	17.85%	<div><div></div></div>
Total Votes Cast	1,098	100.00%	<div><div></div></div>
Overvotes	0		
Undervotes	35		
Contest Totals	1,133		



PCT 250

City Council, Place 4 – City of Frisco  
Vote For 1

	TOTAL	VOTE %	
Josh Meek	49	4.45%	<div><div></div></div>
Jared Elad	106	9.62%	<div><div></div></div>
Jerry Spencer	46	4.17%	<div><div></div></div>
Gopal Ponangi	625	56.72%	<div><div></div></div>
Sangita Datta	276	25.05%	<div><div></div></div>
Total Votes Cast	1,102	100.00%	<div><div></div></div>
Overvotes	0		
Undervotes	31		
Contest Totals	1,133		

Proposition A – City of Frisco  
Vote For 1

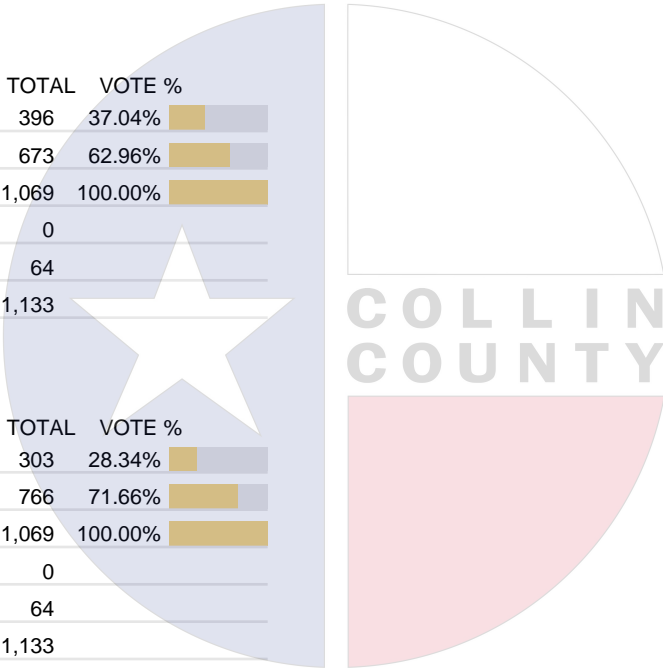
	TOTAL	VOTE %	
For	396	37.04%	<div><div></div></div>
Against	673	62.96%	<div><div></div></div>
Total Votes Cast	1,069	100.00%	<div><div></div></div>
Overvotes	0		
Undervotes	64		
Contest Totals	1,133		

Proposition B – City of Frisco  
Vote For 1

	TOTAL	VOTE %	
For	303	28.34%	<div><div></div></div>
Against	766	71.66%	<div><div></div></div>
Total Votes Cast	1,069	100.00%	<div><div></div></div>
Overvotes	0		
Undervotes	64		
Contest Totals	1,133		

Proposition C – City of Frisco  
Vote For 1

	TOTAL	VOTE %	
For	734	68.66%	<div><div></div></div>
Against	335	31.34%	<div><div></div></div>
Total Votes Cast	1,069	100.00%	<div><div></div></div>
Overvotes	0		
Undervotes	64		
Contest Totals	1,133		



Collin County Seal  
Watermark Seal for Collin County,  
Collin County Government



## PCT 250

### Proposition D – City of Frisco

Vote For 1

	TOTAL	VOTE %	
For	332	31.77%	<div><div></div><div></div></div>
Against	713	68.23%	<div><div></div><div></div></div>
Total Votes Cast	1,045	100.00%	<div><div></div><div></div></div>
Overvotes	0		
Undervotes	88		
Contest Totals	1,133		

### Proposition E – City of Frisco

Vote For 1

	TOTAL	VOTE %	
For	569	55.51%	<div><div></div><div></div></div>
Against	456	44.49%	<div><div></div><div></div></div>
Total Votes Cast	1,025	100.00%	<div><div></div><div></div></div>
Overvotes	0		
Undervotes	108		
Contest Totals	1,133		

### Proposition F – City of Frisco

Vote For 1

	TOTAL	VOTE %	
For	521	50.63%	<div><div></div><div></div></div>
Against	508	49.37%	<div><div></div><div></div></div>
Total Votes Cast	1,029	100.00%	<div><div></div><div></div></div>
Overvotes	0		
Undervotes	104		
Contest Totals	1,133		

### Proposition G – City of Frisco

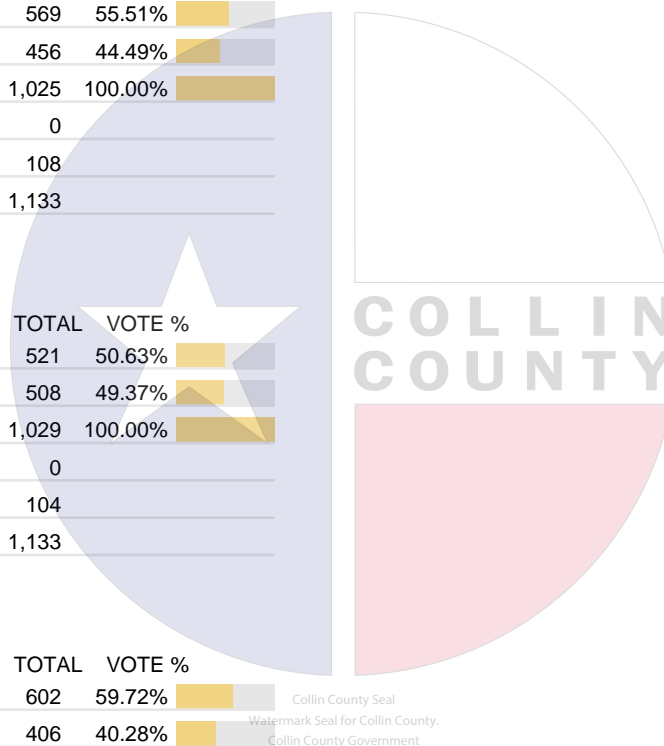
Vote For 1

	TOTAL	VOTE %	
For	602	59.72%	<div><div></div><div></div></div>
Against	406	40.28%	<div><div></div><div></div></div>
Total Votes Cast	1,008	100.00%	<div><div></div><div></div></div>
Overvotes	0		
Undervotes	125		
Contest Totals	1,133		

### Proposition H – City of Frisco

Vote For 1

	TOTAL	VOTE %	
For	652	65.07%	<div><div></div><div></div></div>
Against	350	34.93%	<div><div></div><div></div></div>
Total Votes Cast	1,002	100.00%	<div><div></div><div></div></div>
Overvotes	0		
Undervotes	131		
Contest Totals	1,133		



## PCT 250

### Proposition I – City of Frisco

Vote For 1

	TOTAL	VOTE %	
For	482	49.44%	<div><div></div></div>
Against	493	50.56%	<div><div></div></div>
Total Votes Cast	975	100.00%	<div><div></div></div>
Overvotes	0		
Undervotes	158		
Contest Totals	1,133		

### Proposition J – City of Frisco

Vote For 1

	TOTAL	VOTE %	
For	478	48.19%	<div><div></div></div>
Against	514	51.81%	<div><div></div></div>
Total Votes Cast	992	100.00%	<div><div></div></div>
Overvotes	0		
Undervotes	141		
Contest Totals	1,133		

### Proposition K – City of Frisco

Vote For 1

	TOTAL	VOTE %	
For	605	61.48%	<div><div></div></div>
Against	379	38.52%	<div><div></div></div>
Total Votes Cast	984	100.00%	<div><div></div></div>
Overvotes	0		
Undervotes	149		
Contest Totals	1,133		

### Proposition L - City of Frisco

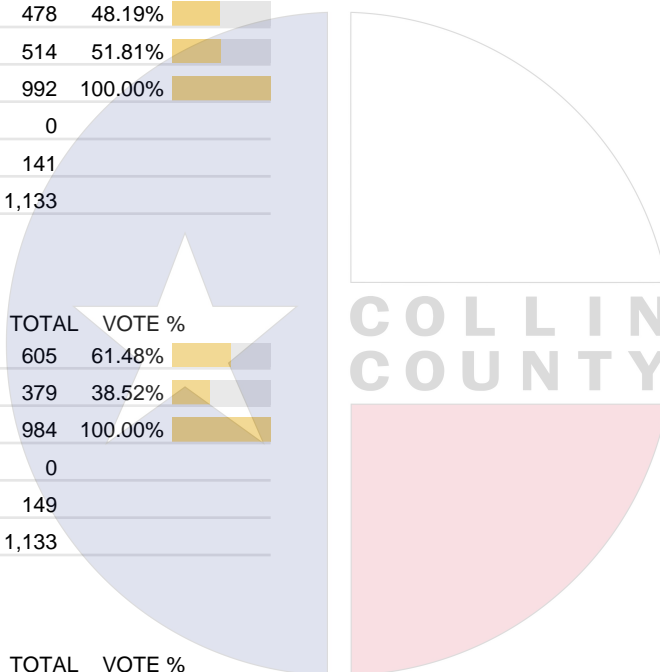
Vote For 1

	TOTAL	VOTE %	
For	509	50.70%	<div><div></div></div>
Against	495	49.30%	<div><div></div></div>
Total Votes Cast	1,004	100.00%	<div><div></div></div>
Overvotes	0		
Undervotes	129		
Contest Totals	1,133		

### Proposition M – City of Frisco

Vote For 1

	TOTAL	VOTE %	
For	678	67.46%	<div><div></div></div>
Against	327	32.54%	<div><div></div></div>
Total Votes Cast	1,005	100.00%	<div><div></div></div>
Overvotes	0		
Undervotes	128		
Contest Totals	1,133		



Collin County Seal  
Watermark Seal for Collin County.  
Collin County Government

## PCT 250

### Proposition N – City of Frisco

Vote For 1

	TOTAL	VOTE %	
For	605	61.73%	<div><div></div></div>
Against	375	38.27%	<div><div></div></div>
Total Votes Cast	980	100.00%	<div><div></div></div>
Overvotes	0		
Undervotes	153		
Contest Totals	1,133		

### Trustee, Place 1 – Frisco ISD

Vote For 1

	TOTAL	VOTE %	
Amit Kalra	193	18.35%	<div><div></div></div>
Suresh Manduva	687	65.30%	<div><div></div></div>
Muni Janagarajan	172	16.35%	<div><div></div></div>
Total Votes Cast	1,052	100.00%	<div><div></div></div>
Overvotes	0		
Undervotes	81		
Contest Totals	1,133		

### Trustee, Place 2 – Frisco ISD

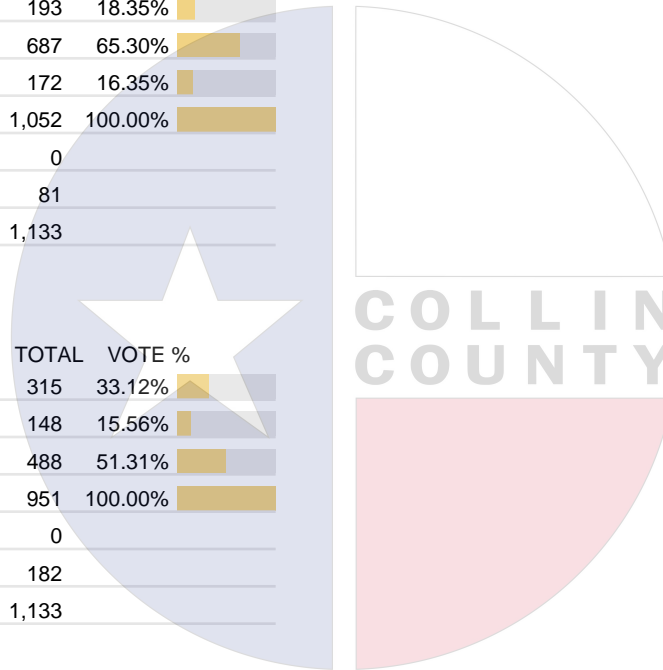
Vote For 1

	TOTAL	VOTE %	
Melanie Barrios Jones	315	33.12%	<div><div></div></div>
Ange Yao	148	15.56%	<div><div></div></div>
Renee Sample	488	51.31%	<div><div></div></div>
Total Votes Cast	951	100.00%	<div><div></div></div>
Overvotes	0		
Undervotes	182		
Contest Totals	1,133		

### Trustee, Place 3 – Frisco ISD

Vote For 1

	TOTAL	VOTE %	
Stuart Shulman	536	57.82%	<div><div></div></div>
Stephanie Elad	391	42.18%	<div><div></div></div>
Total Votes Cast	927	100.00%	<div><div></div></div>
Overvotes	0		
Undervotes	206		
Contest Totals	1,133		



PCT 251

Statistics	TOTAL
Registered Voters - Total	2,530
Ballots Cast - Total	324
Voter Turnout - Total	12.81%

Trustee, Place 4 - Collin Co. Comm. College Dist.  
Vote For 1

	TOTAL	VOTE %
Tamara Thomas	86	37.23%
Staci L. Weaver	145	62.77%
Total Votes Cast	231	100.00%
Overvotes	0	
Undervotes	93	
Contest Totals	324	

Trustee, Place 5 - Collin Co. Comm. College Dist.  
Vote For 1

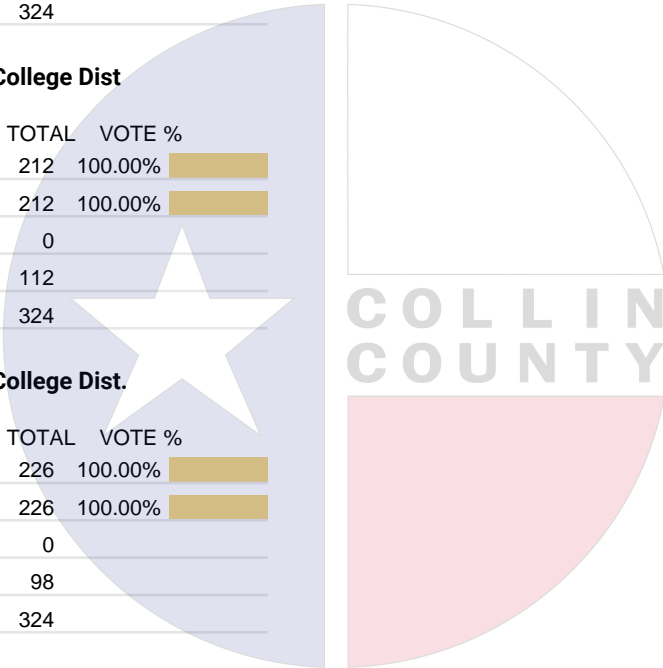
	TOTAL	VOTE %
Raj Menon	212	100.00%
Total Votes Cast	212	100.00%
Overvotes	0	
Undervotes	112	
Contest Totals	324	

Trustee, Place 6 - Collin Co. Comm. College Dist.  
Vote For 1

	TOTAL	VOTE %
Justin Adcock	226	100.00%
Total Votes Cast	226	100.00%
Overvotes	0	
Undervotes	98	
Contest Totals	324	

City Council, Place 2 – City of Anna  
Vote For 1

	TOTAL	VOTE %
Allison Inesta	0	
Nichole Hunt	0	
Hugh F. Heath	0	
Nathan Bryan	0	
Total Votes Cast	0	
Overvotes	0	
Undervotes	0	
Contest Totals	0	



Collin County Seal  
Watermark Seal for Collin County,  
Collin County Government

PCT 251

City Council, Place 4 – City of Anna

	TOTAL	VOTE %
Lee Miller	0	
Kelly Herndon	0	
Total Votes Cast	0	
Overvotes	0	
Undervotes	0	
Contest Totals	0	

City Council, Place 6 – City of Anna

	TOTAL	VOTE %
Randy Atchley	0	
Manny Singh	0	
Total Votes Cast	0	
Overvotes	0	
Undervotes	0	
Contest Totals	0	

Mayor – City of Melissa

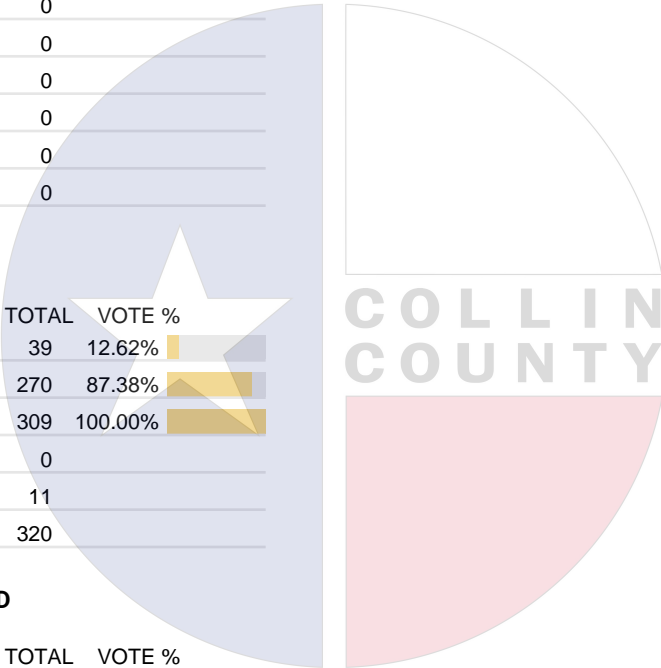
	TOTAL	VOTE %
Rajae Kennedy	39	12.62%
Jay Northcut	270	87.38%
Total Votes Cast	309	100.00%
Overvotes	0	
Undervotes	11	
Contest Totals	320	

Board of Trustees, Place 1 – Anna ISD

	TOTAL	VOTE %
Tiffany Terry	1	100.00%
Total Votes Cast	1	100.00%
Overvotes	0	
Undervotes	1	
Contest Totals	2	

Board of Trustees, Place 3 – Anna ISD

	TOTAL	VOTE %
Jose Vargas	2	100.00%
Total Votes Cast	2	100.00%
Overvotes	0	
Undervotes	0	
Contest Totals	2	



Collin County Seal  
Watermark Seal for Collin County,  
Collin County Government

## PCT 251

### Board of Trustees, Place 4 – Anna ISD

Vote For 1

	TOTAL	VOTE %	
Kavanski Morrison	0	0.00%	
Cody Bridwell	0	0.00%	
Eliana Mellet	0	0.00%	
Carrie Butler	1	100.00%	
Total Votes Cast	1	100.00%	
Overvotes	0		
Undervotes	1		
Contest Totals	2		

### Trustee, Place 6 – Melissa ISD

Vote For 1

	TOTAL	VOTE %	
Amy Feagin	243	100.00%	
Total Votes Cast	243	100.00%	
Overvotes	0		
Undervotes	79		
Contest Totals	322		

### Trustee, Place 7 – Melissa ISD

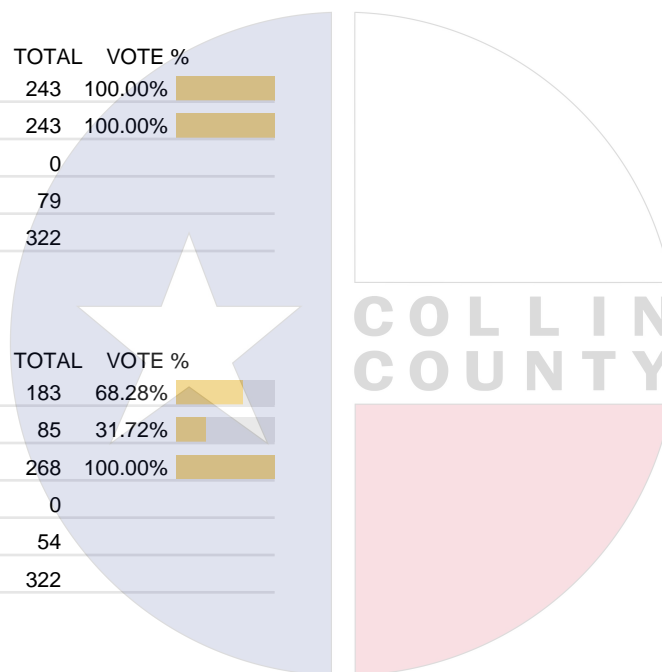
Vote For 1

	TOTAL	VOTE %	
Paul Anderson	183	68.28%	
Robyn Brown	85	31.72%	
Total Votes Cast	268	100.00%	
Overvotes	0		
Undervotes	54		
Contest Totals	322		

### Proposition A – Melissa ISD

Vote For 1

	TOTAL	VOTE %	
FOR	216	67.92%	
AGAINST	102	32.08%	
Total Votes Cast	318	100.00%	
Overvotes	0		
Undervotes	4		
Contest Totals	322		




Collin County Seal  
Watermark Seal for Collin County,  
Collin County Government

PCT 251

Proposition B – Melissa ISD  
Vote For 1

	TOTAL	VOTE %	
FOR	216	68.79%	<div><div></div></div>
AGAINST	98	31.21%	<div><div></div></div>
Total Votes Cast	314	100.00%	<div><div></div></div>
Overvotes	0		
Undervotes	8		
Contest Totals	322		



Collin County Seal  
Watermark Seal for Collin County.  
Collin County Government

PCT 252

Statistics	TOTAL
Registered Voters - Total	3,197
Ballots Cast - Total	338
Voter Turnout - Total	10.57%

Trustee, Place 4 - Collin Co. Comm. College Dist.  
Vote For 1

	TOTAL	VOTE %
Tamara Thomas	73	33.18%
Staci L. Weaver	147	66.82%
Total Votes Cast	220	100.00%
Overvotes	0	
Undervotes	118	
Contest Totals	338	

Trustee, Place 5 - Collin Co. Comm. College Dist.  
Vote For 1

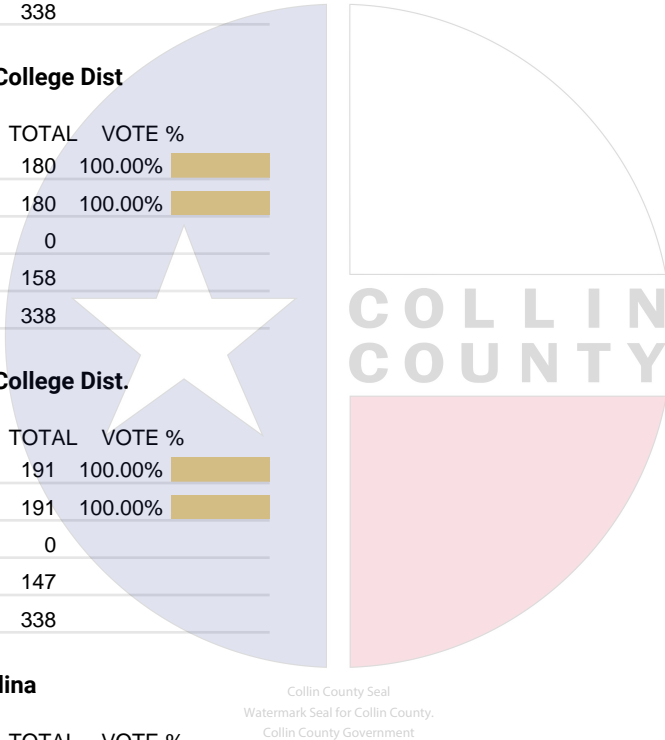
	TOTAL	VOTE %
Raj Menon	180	100.00%
Total Votes Cast	180	100.00%
Overvotes	0	
Undervotes	158	
Contest Totals	338	

Trustee, Place 6 - Collin Co. Comm. College Dist.  
Vote For 1

	TOTAL	VOTE %
Justin Adcock	191	100.00%
Total Votes Cast	191	100.00%
Overvotes	0	
Undervotes	147	
Contest Totals	338	

Councilmember, Place 1 – City of Celina  
Vote For 1

	TOTAL	VOTE %
Dorothy Allan	52	49.06%
Philip Ferguson	54	50.94%
Total Votes Cast	106	100.00%
Overvotes	0	
Undervotes	12	
Contest Totals	118	





PCT 252

Councilmember, Place 6 – City of Celina

Vote For 1			
	TOTAL	VOTE %	
Brandon Grumbles	82	100.00%	<div><div></div></div>
Total Votes Cast	82	100.00%	<div><div></div></div>
Overvotes	0		
Undervotes	36		
Contest Totals	118		

Proposition A – City of Celina

Vote For 1			
	TOTAL	VOTE %	
For	75	67.57%	<div><div></div></div>
Against	36	32.43%	<div><div></div></div>
Total Votes Cast	111	100.00%	<div><div></div></div>
Overvotes	0		
Undervotes	7		
Contest Totals	118		

Proposition B – City of Celina

Vote For 1			
	TOTAL	VOTE %	
For	95	84.82%	<div><div></div></div>
Against	17	15.18%	<div><div></div></div>
Total Votes Cast	112	100.00%	<div><div></div></div>
Overvotes	0		
Undervotes	6		
Contest Totals	118		

Proposition C – City of Celina

Vote For 1			
	TOTAL	VOTE %	
For	68	61.82%	<div><div></div></div>
Against	42	38.18%	<div><div></div></div>
Total Votes Cast	110	100.00%	<div><div></div></div>
Overvotes	0		
Undervotes	8		
Contest Totals	118		

Proposition D – City of Celina

Vote For 1			
	TOTAL	VOTE %	
For	62	57.94%	<div><div></div></div>
Against	45	42.06%	<div><div></div></div>
Total Votes Cast	107	100.00%	<div><div></div></div>
Overvotes	0		
Undervotes	11		
Contest Totals	118		

PCT 252

Proposition E – City of Celina  
Vote For 1

	TOTAL	VOTE %	
For	87	82.86%	<div><div></div></div>
Against	18	17.14%	<div><div></div></div>
Total Votes Cast	105	100.00%	<div><div></div></div>
Overvotes	0		
Undervotes	13		
Contest Totals	118		

Proposition F – City of Celina  
Vote For 1

	TOTAL	VOTE %	
For	97	88.18%	<div><div></div></div>
Against	13	11.82%	<div><div></div></div>
Total Votes Cast	110	100.00%	<div><div></div></div>
Overvotes	0		
Undervotes	8		
Contest Totals	118		

Proposition G – City of Celina  
Vote For 1

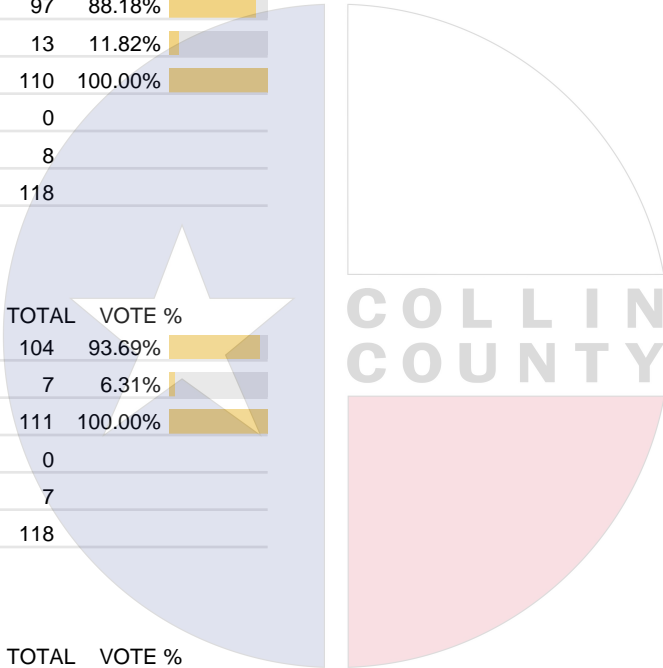
	TOTAL	VOTE %	
For	104	93.69%	<div><div></div></div>
Against	7	6.31%	<div><div></div></div>
Total Votes Cast	111	100.00%	<div><div></div></div>
Overvotes	0		
Undervotes	7		
Contest Totals	118		

Proposition H – City of Celina  
Vote For 1

	TOTAL	VOTE %	
For	97	87.39%	<div><div></div></div>
Against	14	12.61%	<div><div></div></div>
Total Votes Cast	111	100.00%	<div><div></div></div>
Overvotes	0		
Undervotes	7		
Contest Totals	118		

Proposition I – City of Celina  
Vote For 1

	TOTAL	VOTE %	
For	99	90.00%	<div><div></div></div>
Against	11	10.00%	<div><div></div></div>
Total Votes Cast	110	100.00%	<div><div></div></div>
Overvotes	0		
Undervotes	8		
Contest Totals	118		



PCT 252

Proposition J – City of Celina  
Vote For 1

	TOTAL	VOTE %	
For	103	94.50%	<div><div></div></div>
Against	6	5.50%	<div><div></div></div>
Total Votes Cast	109	100.00%	<div><div></div></div>
Overvotes	0		
Undervotes	9		
Contest Totals	118		

Board of Trustees, Place 1 – Celina ISD  
Vote For 1

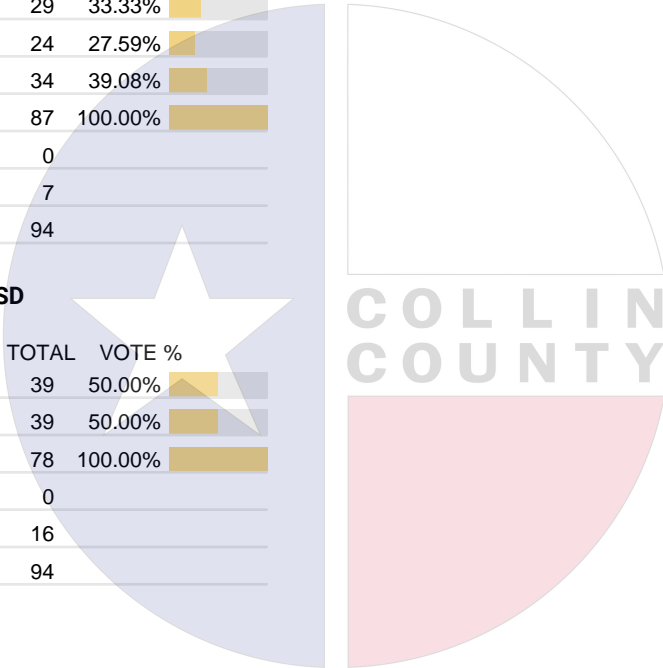
	TOTAL	VOTE %	
Vicky Hogue	29	33.33%	<div><div></div></div>
Meagan Dungan	24	27.59%	<div><div></div></div>
Chuck Hansen	34	39.08%	<div><div></div></div>
Total Votes Cast	87	100.00%	<div><div></div></div>
Overvotes	0		
Undervotes	7		
Contest Totals	94		

Board of Trustees, Place 2 – Celina ISD  
Vote For 1

	TOTAL	VOTE %	
Michael Wagoner	39	50.00%	<div><div></div></div>
Cameron Riggs	39	50.00%	<div><div></div></div>
Total Votes Cast	78	100.00%	<div><div></div></div>
Overvotes	0		
Undervotes	16		
Contest Totals	94		

Proposition A – Celina ISD  
Vote For 1

	TOTAL	VOTE %	
FOR	66	70.97%	<div><div></div></div>
AGAINST	27	29.03%	<div><div></div></div>
Total Votes Cast	93	100.00%	<div><div></div></div>
Overvotes	0		
Undervotes	1		
Contest Totals	94		



Collin County Seal  
Watermark Seal for Collin County,  
Collin County Government

PCT 252

Proposition B – Celina ISD  
Vote For 1

	TOTAL	VOTE %	
FOR	64	68.82%	<div><div></div></div>
AGAINST	29	31.18%	<div><div></div></div>
Total Votes Cast	93	100.00%	<div><div></div></div>
Overvotes	0		
Undervotes	1		
Contest Totals	94		

School Board Trustee, Place 1 – Prosper ISD  
Vote For 1


	TOTAL	VOTE %	
Jorden Dial	151	100.00%	<div><div></div></div>
Total Votes Cast	151	100.00%	<div><div></div></div>
Overvotes	0		
Undervotes	93		
Contest Totals	244		

School Board Trustee, Place 3 – Prosper ISD  
Vote For 1

	TOTAL	VOTE %	
Scott Bray	103	43.83%	<div><div></div></div>
Kelly P. Cavender	132	56.17%	<div><div></div></div>
Total Votes Cast	235	100.00%	<div><div></div></div>
Overvotes	0		
Undervotes	9		
Contest Totals	244		

School Board Trustee, Place 6 – Prosper ISD  
Vote For 1

	TOTAL	VOTE %	
Janette Church	80	33.47%	<div><div></div></div>
Garrett Linker	159	66.53%	<div><div></div></div>
Total Votes Cast	239	100.00%	<div><div></div></div>
Overvotes	0		
Undervotes	5		
Contest Totals	244		



Collin County Seal  
Watermark Seal for Collin County.  
Collin County Government

PCT 903

Statistics	TOTAL
Registered Voters - Total	4,443
Ballots Cast - Total	354
Voter Turnout - Total	7.97%

Councilmember, Place No. 2, District No. 2 – City of Plano  
Vote For 1

	TOTAL	VOTE %
Bob Kehr	141	41.35%
Carson K. Underwood	161	47.21%
Douglas Reeves	39	11.44%
Total Votes Cast	341	100.00%
Overvotes	0	
Undervotes	13	
Contest Totals	354	

Councilmember, Place No. 4, District No. 4 – City of Plano  
Vote For 1

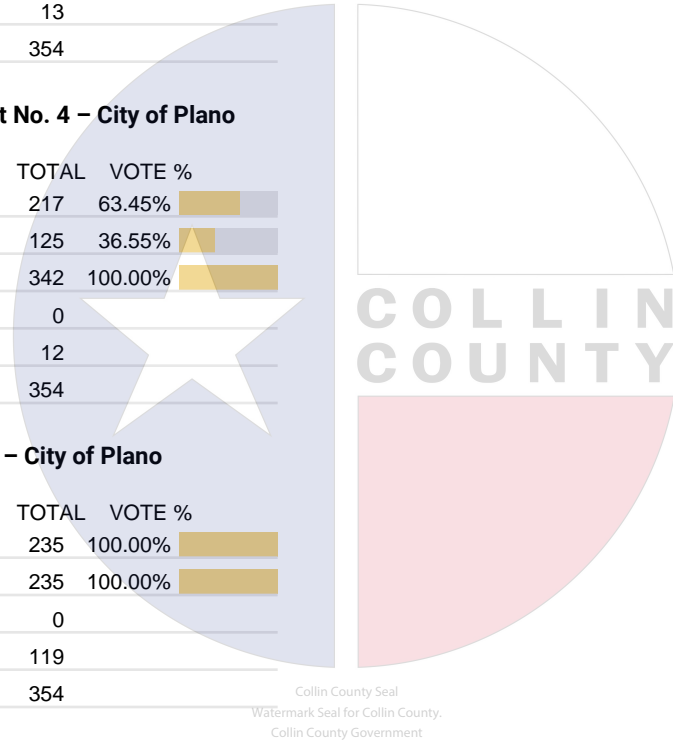
	TOTAL	VOTE %
Cody Weaver	217	63.45%
Christene “Chris” Krupa Downs	125	36.55%
Total Votes Cast	342	100.00%
Overvotes	0	
Undervotes	12	
Contest Totals	354	

Councilmember, Place No. 6, Mayor – City of Plano  
Vote For 1

	TOTAL	VOTE %
John Muns	235	100.00%
Total Votes Cast	235	100.00%
Overvotes	0	
Undervotes	119	
Contest Totals	354	

Councilmember, Place No. 8 – City of Plano  
Vote For 1

	TOTAL	VOTE %
Vidal Quintanilla	113	33.63%
Hayden Padgett	223	66.37%
Total Votes Cast	336	100.00%
Overvotes	0	
Undervotes	18	
Contest Totals	354	



PCT 903

Councilmember, Place No. 5, Unexpired Term – City of Plano  
Vote For 1

	TOTAL	VOTE %	
Gary Cary	217	63.82%	<div><div></div></div>
Steve Lavine	123	36.18%	<div><div></div></div>
Total Votes Cast	340	100.00%	<div><div></div></div>
Overvotes	0		
Undervotes	14		
Contest Totals	354		

Proposition A – City of Plano  
Vote For 1

	TOTAL	VOTE %	
For	257	74.28%	<div><div></div></div>
Against	89	25.72%	<div><div></div></div>
Total Votes Cast	346	100.00%	<div><div></div></div>
Overvotes	0		
Undervotes	8		
Contest Totals	354		

Proposition B – City of Plano  
Vote For 1

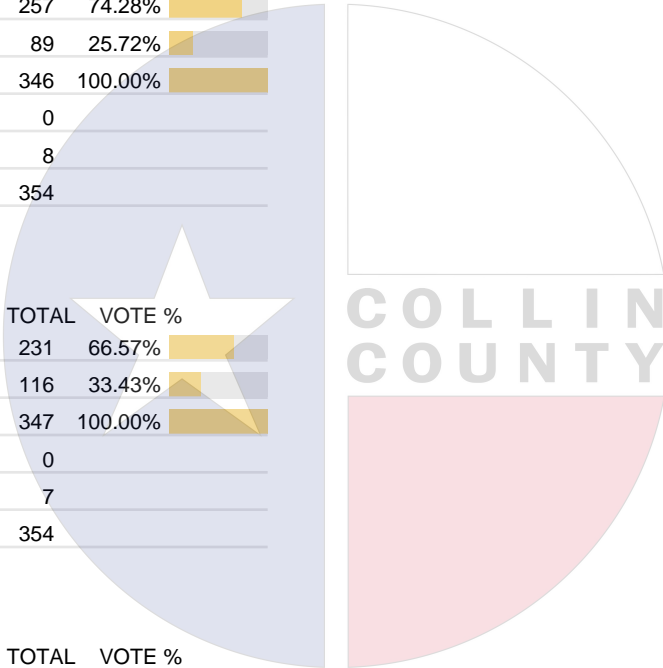
	TOTAL	VOTE %	
For	231	66.57%	<div><div></div></div>
Against	116	33.43%	<div><div></div></div>
Total Votes Cast	347	100.00%	<div><div></div></div>
Overvotes	0		
Undervotes	7		
Contest Totals	354		

Proposition C – City of Plano  
Vote For 1

	TOTAL	VOTE %	
For	225	64.84%	<div><div></div></div>
Against	122	35.16%	<div><div></div></div>
Total Votes Cast	347	100.00%	<div><div></div></div>
Overvotes	0		
Undervotes	7		
Contest Totals	354		

Proposition D – City of Plano  
Vote For 1

	TOTAL	VOTE %	
For	208	60.12%	<div><div></div></div>
Against	138	39.88%	<div><div></div></div>
Total Votes Cast	346	100.00%	<div><div></div></div>
Overvotes	0		
Undervotes	8		
Contest Totals	354		



PCT 903

Proposition E – City of Plano  
Vote For 1

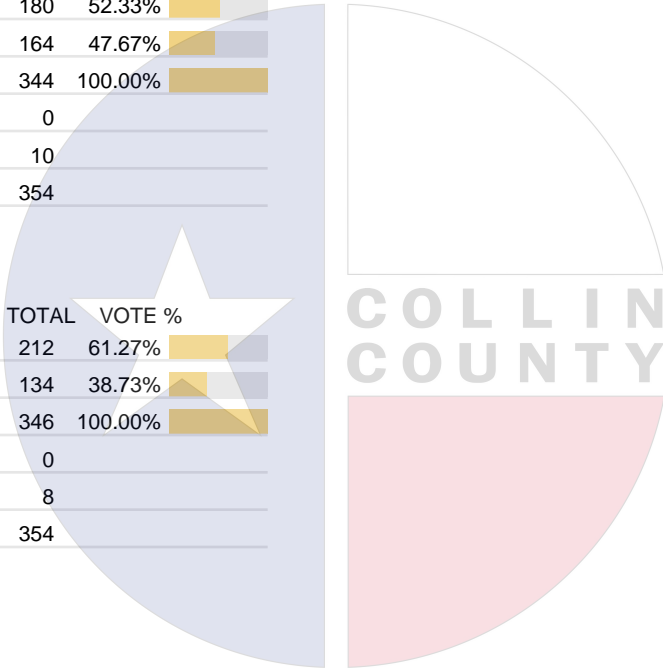
	TOTAL	VOTE %	
For	192	55.98%	<div><div></div></div>
Against	151	44.02%	<div><div></div></div>
Total Votes Cast	343	100.00%	<div><div></div></div>
Overvotes	0		
Undervotes	11		
Contest Totals	354		

Proposition F – City of Plano  
Vote For 1

	TOTAL	VOTE %	
For	180	52.33%	<div><div></div></div>
Against	164	47.67%	<div><div></div></div>
Total Votes Cast	344	100.00%	<div><div></div></div>
Overvotes	0		
Undervotes	10		
Contest Totals	354		

Proposition G – City of Plano  
Vote For 1

	TOTAL	VOTE %	
For	212	61.27%	<div><div></div></div>
Against	134	38.73%	<div><div></div></div>
Total Votes Cast	346	100.00%	<div><div></div></div>
Overvotes	0		
Undervotes	8		
Contest Totals	354		



Collin County Seal  
Watermark Seal for Collin County.  
Collin County Government